



Ontic Engineering and Manufacturing, Inc

SA26 - SA226 - SA227 - SA227 COMMUTER CATEGORY TECHNICAL PUBLICATIONS INDEX

APRIL 10, 2026

METRO / MERLIN AIRCRAFT FLEET



MERLIN IIA
SA226-T



MERLIN IIB
SA-226AT



MERLIN III
SA226-T



MERLIN IIIA
SA226-TA



MERLIN IIIB
SA226-T(B)




MERLIN IIIC
SA227-TT



FAIRCHILD 300
SA227-TT (300)




MERLIN IV
SA226-AT




MERLIN IVC
SA227-AT



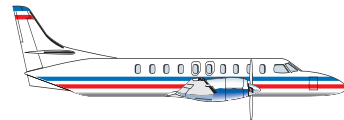
MERLIN IVA
SA226-AT



METRO
SA226-TC



METRO II, IIA
SA226-TC (II)
SA226-TC (IIA)



METRO III
SA227-AC,
SA227-BC (C-26A)



METRO 23
SA227-CC,
SA227-DC (C-26B)



TECHNICAL PUBLICATIONS INDEX

LETTER OF TRANSMITTAL

This document serves to provide operators of SA26, SA226, SA227, and SA227 COMMUTER CATEGORY airplanes with a listing of all available *Ontic Engineering and Manufacturing* publications and their current revision level, including active Temporary Revisions. All content listed in this index is available at the Ontic publication website. Using information on the last page of this letter, contact Ontic Sales Support Services to purchase a subscription for access to the publications essential to your operation.

Part Numbers (PNs) are listed after the manual title for use in ordering publications you need to access on the website. Airplane Flight Manuals are the only publication we offer in hard copy (paper). When ordering Airplane Flight Manuals, please provide the complete description listed in bold type, including the 3-digit character in parenthesis, if applicable. Example: (7AC) for SA227-AC 14,500 lbs. aircraft.

This Index is updated whenever a new or revised publication is added to the publication website. If you need to confirm the latest revision level of any Ontic publication, log onto the website and refer to the applicable section of this index. Also, whenever you log onto the website, you may want to view the list below first to check for publications that have changed since your last visit. A publication's revision date is not necessarily the date the publication or revision first appeared on the website due to the approval process.

Key: R# = Revision No. IR = Initial Revision TR = Temporary Revision
 PN = Part Number SN = Service Note SL = Service Letter SB = Service Bulletin

| <u>PUBLICATION RELEASES AS OF 04-10-2026 AND ACTIVE SINCE APRIL 2025:</u> | | |
|---|------------|-----------------|
| PUBLICATION | REV | REV DATE |
| SA227 COMMUTER CATEGORY IPC REV. 64 WITH CHANGES TO THE TITLE PAGE, LETTER OF TRANSMITTAL, REVISIONS PAGE, AND ALPHA AND NUMERIC INDEXES. | R64 | 04/10/2026 |
| SA227 COMMUTER CATEGORY IPC INTRO: PN DISCREPANCY CLARIFICATION. | R64 | 04/10/2026 |
| SA227 COMMUTER CATEGORY IPC CORRECT ILLUSTRATION ERROR. | R64 | 04/10/2026 |
| SA227 COMMUTER CATEGORY IPC NEW SUBSECTION: PARTITIONS/MOVEABLE BULKHEAD FITTING PNs. | R64 | 04/10/2026 |
| SA227 COMMUTER CATEGORY IPC UPDATE ILLUSTRATION. | R64 | 04/10/2026 |
| SA227 COMMUTER CATEGORY IPC CORRECT ICE GUARD PN; ADDED ICE SHIELD PN. | R64 | 04/10/2026 |
| SA227 COMMUTER CATEGORY IPC CORRECT PN DISREPNACY BETWEEN CHAPTER AND ALPHA INDEX. | R64 | 04/10/2026 |
| SA226 IPC REV. 114 WITH CHANGES TO THE TITLE PAGE, LETTER OF TRANSMITTAL, REVISIONS PAGE, AND ALPHA AND NUMERIC INDEXES. | R114 | 03/27/2026 |
| SA226 IPC INTRO: PN DISCREPANCY CLARIFICATION. | R114 | 03/27/2026 |
| SA226 IPC INTRO: PN DISCREPANCY CLARIFICATION. | R114 | 03/27/2026 |
| SA226 IPC ADD SPRING ALT. PN. | R114 | 03/27/2026 |
| SA226 IPC NEW SUBSECTION: PARTITIONS/MOVEABLE BULKHEAD FITTING PNs. | R114 | 03/27/2026 |

TECHNICAL PUBLICATIONS INDEX

| <u>PUBLICATION RELEASES AS OF 04-10-2026 AND ACTIVE SINCE APRIL 2025:</u> | | |
|--|------------|-----------------|
| PUBLICATION | REV | REV DATE |
| SA226 IPC CORRECT DUCT ASSY., ASPIRATOR EXHAUST PN; ADDED ALT.. | R114 | 03/27/2026 |
| SA227 IPC REV. 163 WITH CHANGES TO THE TITLE PAGE, LETTER OF TRANSMITTAL, REVISIONS PAGE, AND ALPHA AND NUMERIC INDEXES. | R163 | 03/02/2026 |
| SA227 IPC INTRO: PN DISCREPANCY CLARIFICATION. | R163 | 03/02/2026 |
| SA227 IPC NEW SUBSECTION: PARTITIONS/MOVEABLE BULKHEAD FITTING PNs. | R163 | 03/02/2026 |
| SA227 IPC RUDDER PEDAL INSTALLATION PN UPDATES. | R163 | 03/02/2026 |
| SA227 IPC CHANGE EFFECTIVITY FOR ICE GUARD PNs. | R163 | 03/02/2026 |
| SA227 IPC CORRECT COWL ASSY. PNs. | R163 | 03/02/2026 |
| SA227 COMMUTER CATEGORY IPC UPDATE RPLC RUDDER PEDAL ASSY. PNs. | R63 | 02/16/2026 |
| SA227 COMMUTER CATEGORY IPC CHANGES TO HEAT EXCHANGER DE-SWIRL VANE, CLAMP, AND VENT CAWI PNs. CORRECTIONS TO ALPHA AND NUMERIC INDEXES. | R63 | 02/16/2026 |
| SA227 COMMUTER CATEGORY SN CC7-SN-018 RUDDER PEDAL ARMS INSTALLATION GUIDANCE. | IR | 02/04/2026 |
| SA227 COMMUTER CATEGORY SB CC7-27-038R3 PITCH TRIM ACTUATORS. | R3 | 01/27/2026 |
| SA26 SN 26-SN-063R1 ORION RED AERIAL SIGNALS. | R1 | 01/26/2026 |
| SA226 SN 226-SN-173R1 ORION RED AERIAL SIGNALS. | R1 | 01/26/2026 |
| SA227 SN 227-SN-089R1 ORION RED AERIAL SIGNALS. | R1 | 01/26/2026 |
| SA227 COMMUTER CATEGORY SN CC7-SN-017R1 ORION RED AERIAL SIGNALS. | R1 | 01/26/2026 |
| SA26 IPC ADD REPL. RUDDER PEDAL ASSY. PNs. | R3 | 11/07/2025 |
| SA226 IPC ADD REPL. RUDDER PEDAL ASSY. PNs. | R113 | 11/07/2025 |
| SA226 IPC CORRECT WATER SOCK CLAMP PN. | R113 | 11/07/2025 |
| SA227 IPC ADD REPL. RUDDER PEDAL ASSY. PNs. | R162 | 11/07/2025 |
| SA227 IPC ADD COTTER PIN PN & CORRECT PN DISCREPANCY. | R162 | 11/07/2025 |
| SA227 COMMUTER CATEGORY IPC ADD RPLC RUDDER PEDAL ASSY. PNs. | R62 | 11/07/2025 |
| SA26 SB 26-27-005 RUDDER PEDAL ARMS INSPECTION. | IR | 11/07/2025 |
| SA226 SB 226-27-085 RUDDER PEDAL ARMS INSPECTION. | IR | 11/07/2025 |
| SA227 SB 227-27-065 RUDDER PEDAL ARMS INSPECTION. | IR | 11/07/2025 |
| SA227 COMMUTER CATEGORY SB CC7-27-039 RUDDER PEDAL ARMS INSPECTION. | IR | 11/07/2025 |
| SA227 COMMUTER CATEGORY IPC CHANGE CLAMP SIZE PN. | R61 | 10/24/2025 |
| SA227 COMMUTER CATEGORY IPC ADD CROSSFLOW PNs. | R61 | 10/24/2025 |
| SA227 COMMUTER CATEGORY IPC REPL.ACE INCORRECT FIGURE. | R61 | 10/24/2025 |
| SA227 COMMUTER CATEGORY IPC UPDATE REAR SPAR SPICE PNs. | R61 | 10/24/2025 |
| SA227 COMMUTER CATEGORY IPC UPDATE ALPHA AND NUMERIC INDEXES TO INCLUDE MISSING PNs. | R61 | 10/24/2025 |
| SA226 AMM REV 130 WITH CHANGES TO THE TITLE PAGE, LIST OF EFFECTIVE PAGES, AND REVISIONS PAGE. | R130 | 10/10/2025 |

TECHNICAL PUBLICATIONS INDEX

| <u>PUBLICATION RELEASES AS OF 04-10-2026 AND ACTIVE SINCE APRIL 2025:</u> | | |
|---|------------|-----------------|
| PUBLICATION | REV | REV DATE |
| SA226 AMM CHANGE RUDDER BELLCRANK ATTACHMENT INSTRUCTIONS. | R130 | 10/10/2025 |
| SA227 COMMUTER CATEGORY AMM REV 65 WITH CHANGES TO THE TITLE PAGE, LIST OF EFFECTIVE PAGES, AND REVISIONS PAGE. | R65 | 10/10/2025 |
| SA227 COMMUTER CATEGORY AMM CHANGE RUDDER BELLCRANK ATTACHMENT INSTRUCTIONS. | R65 | 10/10/2025 |
| SA227 COMMUTER CATEGORY AMM ADD DETAILED INSTRUCTIONS FOR PASSENGER DOOR INSTALLATION. | R65 | 10/10/2025 |
| SA227 COMMUTER CATEGORY AMM CORRECT ENGINE POWER LEVER CABLE RIGGING STEPS. | R65 | 10/10/2025 |
| SA227 AMM REV 145 WITH CHANGES TO THE TITLE PAGE, LIST OF EFFECTIVE PAGES, AND REVISIONS PAGE. | R145 | 09/22/2025 |
| SA227 AMM CHANGE RUDDER BELLCRANK ATTACHMENT INSTRUCTIONS. | R145 | 09/22/2025 |
| SA227 AMM ADD DETAILED INSTRUCTIONS FOR PASSENGER DOOR INSTALLATION. | R145 | 09/22/2025 |
| SA227 AMM CORRECT ENGINE POWER LEVER CABLE RIGGING STEPS. | R145 | 09/22/2025 |
| SA227 IPC REV. 161 WITH CHANGES TO THE TITLE PAGE, LETTER OF TRANSMITTAL, REVISIONS PAGE, AND ALPHA AND NUMERIC INDEXES. | R161 | 09/05/2025 |
| SA227 IPC ELIMINATE REDUNDANT VALVE, FUEL CROSSFLOW VERBIAGE. | R161 | 09/05/2025 |
| SA227 IPC UPDATE DRAG BRACE ASSY. PNs. | R161 | 09/05/2025 |
| SA227 IPC CORRECT NOSE LANDING GEAR ASSY. PN. | R161 | 09/05/2025 |
| SA227 IPC ADD SPACER PN. | R161 | 09/05/2025 |
| SA227 IPC UPDATE REAR SPAR SPLICE PNs. | R161 | 09/05/2025 |
| SA227 IPC CORRECT PN TYPOS AND OMISSIONS. | R161 | 09/05/2025 |
| SA227 COMMUTER CATEGORY AMM REV. 64 WITH CHANGES TO THE TITLE PAGE, LIST OF EFFECTIVE PAGES, LETTER OF TRANSMITTAL, AND REVISIONS PAGE. | R64 | 08/01/2025 |
| SA227 COMMUTER CATEGORY AMM UPDATE INSTRUCTIONS FOR WRAPPING CONDITIONED AIR AND COLD AIR DUCTS WITH INSULATION. | R64 | 08/01/2025 |
| SA227 COMMUTER CATEGORY AMM ADD NEW SECTION: HYDRAULIC SIGHT GLASS ASSY.. | R64 | 08/01/2025 |
| SA227 COMMUTER CATEGORY AMM UPDATE EMERGENCY EXIT ROUTES ILLUSTRATIONS. | R64 | 08/01/2025 |
| SA227 COMMUTER CATEGORY AMM ADD NOTE TO ENGINE WIRE HARNESS SECTION REGARDING GROUND STUDS. | R64 | 08/01/2025 |
| SA227 COMMUTER CATEGORY IPC REV. 60 WITH CHANGES TO THE TITLE PAGE, LETTER OF TRANSMITTAL, REVISIONS PAGE, AND ALPHA AND NUMERIC INDEXES. | R60 | 07/28/2025 |
| SA227 COMMUTER CATEGORY IPC ADD FLAP HINGE BOLT PN. | R60 | 07/28/2025 |
| SA227 COMMUTER CATEGORY IPC CORRECT NUT PN. | R60 | 07/28/2025 |
| SA227 COMMUTER CATEGORY IPC ADD PREVIOUSLY OMITTED PNs TO ALPHA AND NUMERIC INDEXES. REFORMAT SECTION. | R60 | 07/28/2025 |
| SA26 SL 26-SL-011 POTENTIAL 5G INTERFERENCE OF RADIO ALT.IMETERS ON AIRPLANES. | R1 | 07/07/2025 |
| SA226 SL 226-SL-065 POTENTIAL 5G INTERFERENCE OF RADIO ALT.IMETERS ON AIRPLANES. | R1 | 07/07/2025 |

TECHNICAL PUBLICATIONS INDEX

| <u>PUBLICATION RELEASES AS OF 04-10-2026 AND ACTIVE SINCE APRIL 2025:</u> | | |
|--|------------|-----------------|
| PUBLICATION | REV | REV DATE |
| SA227 SL 227-SL-079 POTENTIAL 5G INTERFERENCE OF RADIO ALT.IMETERS ON AIRPLANES. | R1 | 07/07/2025 |
| SA227 COMMUTER CATEGORY SL CC7-SL-072 POTENTIAL 5G INTERFERENCE OF RADIO ALT.IMETERS ON AIRPLANES. | R1 | 07/07/2025 |
| SA227 COMMUTER CATEGORY IPC REV. 59 WITH CHANGES TO THE TITLE PAGE, LETTER OF TRANSMITTAL, REVISIONS PAGE, AND NUMERIC INDEX. | R59 | 07/01/2025 |
| SA227 COMMUTER CATEGORY IPC CHANGE REPL. QUALIFIER FOR ANNUNCIATOR PANEL ASSY. PN. | R59 | 07/01/2025 |
| SA227 COMMUTER CATEGORY IPC ADD DOOR SEAL REPL. PN. | R59 | 07/01/2025 |
| SA227 IPC REV. 160 WITH CHANGES TO THE TITLE PAGE, LETTER OF TRANSMITTAL, REVISIONS PAGE, AND ALPHA & NUMERIC INDEXES. | R160 | 07/01/2025 |
| SA227 IPC ADD PLENUM CAP SUB-ASSY. PN. | R160 | 07/01/2025 |
| SA227 IPC ADD PNEUMATIC PLUMBING REPL. PN. | R160 | 07/01/2025 |
| SA227 IPC ADD DOOR SEAL REPL. PN. | R160 | 07/01/2025 |
| SA227 IPC CHANGED ANGLE PN EFFECTIVITY. | R160 | 07/01/2025 |
| SA226 IPC REV. 112 WITH CHANGES TO THE TITLE PAGE, LETTER OF TRANSMITTAL, REVISIONS PAGE, AND NUMERIC INDEX. | R112 | 07/01/2025 |
| SA226 IPC ADD DOOR SEAL ALT. PN. | R112 | 07/01/2025 |
| SA226 IPC ADD ANGLE ALT. PN. | R112 | 07/01/2025 |
| SA226 IPC REV. 111 WITH CHANGES TO THE TITLE PAGE, LETTER OF TRANSMITTAL, REVISIONS PAGE, AND LIST OF EFFECTIVE PAGES. | R111 | 05/02/2025 |
| SA226 IPC INTRO: UPDATE REVISIONS PROCEDURES. | R111 | 05/02/2025 |
| SA226 IPC UPDATE TC EFFECTIVITY UNLOCKED/LOCKED PN. | R111 | 05/02/2025 |
| SA226 IPC ALT. END ROD PN. | R111 | 05/02/2025 |
| SA226 IPC ADD SHIM IDENTIFIERS PN. | R111 | 05/02/2025 |
| SA226 IPC CHANGE WASHER, LOCK PN. | R111 | 05/02/2025 |
| SA226 IPC REPL. PN FOR SEALS. | R111 | 05/02/2025 |
| SA226 IPC ALT. & REPL. SPRING REPL. PNs. | R111 | 05/02/2025 |
| SA226 IPC ALT. & REPL. SPRING REPL. PNs. | R111 | 05/02/2025 |
| SA226 IPC ALT. & REPL. SPRING REPL. PNs. | R111 | 05/02/2025 |
| SA226 IPC CORRECT AMPLIFIED BOX ASSY. EFFECTIVITY. | R111 | 05/02/2025 |
| SA226 IPC ADD STRINGER PNs. | R111 | 05/02/2025 |
| SA227 COMMUTER CATEGORY IPC FULL REVISION WITH CHANGES TO FRONT MATTER SECTION AND PNs. UPDATED ALPHA AND NUMERIC INDEXES. INCORPORATED TWO TEMPORARY REVISIONS FROM 2024. | R58 | 04/14/2025 |
| SA227 COMMUTER CATEGORY IPC STARTER-GENERATOR: ADD Q.A.D. KIT PNs. | R58 | 04/14/2025 |
| SA227 COMMUTER CATEGORY IPC ARMREST ASSY. (C/O): ADD SPACER PN. | R58 | 04/14/2025 |
| SA227 COMMUTER CATEGORY IPC SURFACE DEICE - WING: CORRECT PNs. | R58 | 04/14/2025 |

TECHNICAL PUBLICATIONS INDEX

| PUBLICATION RELEASES AS OF 04-10-2026 AND ACTIVE SINCE APRIL 2025: | | |
|---|------------|-----------------|
| PUBLICATION | REV | REV DATE |
| SA227 COMMUTER CATEGORY IPC MAIN LANDING GEAR, STRUT ASSY.: ADD PN. | R58 | 04/14/2025 |
| SA227 COMMUTER CATEGORY IPC CARGO DOOR LATCHES: ADD NEW AND ALT. PNs. | R58 | 04/14/2025 |
| SA227 COMMUTER CATEGORY IPC PAX DOOR, LATCHING MECHANISM: ADD BELLCRANK ASSY.. | R58 | 04/14/2025 |
| SA227 COMMUTER CATEGORY IPC NACELLE ASSY.: CORRECT PNs. | R58 | 04/14/2025 |
| SA227 COMMUTER CATEGORY IPC KEELSON BEAM ASSY., RH INBD: ADD ILLUSTRATION AND PN. | R58 | 04/14/2025 |
| SA227 COMMUTER CATEGORY IPC OUTER WING, RIB ASSY.: CORRECT RIB PN EFFECTIVITY. | R58 | 04/14/2025 |
| SA227 COMMUTER CATEGORY IPC OUTER WING, WING EXT. ASSY.: ADD PN. | R58 | 04/14/2025 |
| SA227 COMMUTER CATEGORY IPC ELEVATOR CONTROL, QUADRANT ASSY.: UPDATE PNs AND ASSY.. | R58 | 04/14/2025 |
| SA227 COMMUTER CATEGORY IPC RUDDER, BELLCRANK, AND TORQUE TUBE ASSY.: CORRECT PN. | R58 | 04/14/2025 |
| SA227 COMMUTER CATEGORY IPC AILERON TRIM TAB, ACTUATOR INSTALLATION: CORRECT PN. | R58 | 04/14/2025 |
| SA227 COMMUTER CATEGORY IPC NOSE LANDING GEAR, STRUT ASSY.: CORRECT PN. | R58 | 04/14/2025 |
| SA227 COMMUTER CATEGORY IPC FLAP ASSY., NACELLE FAIRING: ALT. PNs. | R58 | 04/14/2025 |
| SA227 COMMUTER CATEGORY IPC NEW PLENUM CAP PNs. | R58 | 04/14/2025 |
| SA227 COMMUTER CATEGORY IPC ALT. TURNBUCKLE PN. | R58 | 04/14/2025 |
| SA227 COMMUTER CATEGORY IPC ALT. BOLT PN. | R58 | 04/14/2025 |
| SA227 COMMUTER CATEGORY IPC ALT. TUBE ASSY. PN. | R58 | 04/14/2025 |
| SA227 COMMUTER CATEGORY IPC REPL. LINK ASSY. PN. | R58 | 04/14/2025 |
| SA227 COMMUTER CATEGORY IPC MLG TIRE AND WHEEL ASSY. PN. | R58 | 04/14/2025 |
| SA227 COMMUTER CATEGORY IPC NLG TIRE AND WHEEL ASSY. PN. | R58 | 04/14/2025 |
| SA227 COMMUTER CATEGORY IPC CORRECT CLAMP PN. | R58 | 04/14/2025 |
| SA227 COMMUTER CATEGORY IPC CORRECT TUBE ASSY. PN. | R58 | 04/14/2025 |
| SA227 COMMUTER CATEGORY IPC ADD PNEUMATIC PLUMBING PN. | R58 | 04/14/2025 |
| SA227 COMMUTER CATEGORY IPC ALT. HANDLE ASSY. PN. | R58 | 04/14/2025 |
| SA227 COMMUTER CATEGORY IPC CORRECT VENTRAL FIN PN. | R58 | 04/14/2025 |
| SA227 COMMUTER CATEGORY IPC NEW SPACER PN. | R58 | 04/14/2025 |
| SA227 COMMUTER CATEGORY IPC SWAP COLLAR FOR NUT PNs. | R58 | 04/14/2025 |
| SA227 COMMUTER CATEGORY IPC ADD SEAL PNs. | R58 | 04/14/2025 |
| SA227 COMMUTER CATEGORY IPC ADD BRACKET PNs. | R58 | 04/14/2025 |
| SA227 COMMUTER CATEGORY IPC UPDATE ILLUSTRATION. | R58 | 04/14/2025 |



TECHNICAL PUBLICATIONS INDEX

**TO PURCHASE PUBLICATIONS OR GAIN ACCESS TO THE ONTIC
TECHNICAL PUBLICATIONS WEBSITE, CONTACT ONTIC SALES
SUPPORT SERVICES:**

EMAIL:

metrotechpubs@ontic.com

or

UNITED STATES, CANADA & INTERNATIONAL CALL

+1-919-956-4300



TECHNICAL PUBLICATIONS INDEX

TABLE OF CONTENTS

| MANUAL | PAGE |
|---|------|
| SA26 SERIES | |
| MERLIN SA-26AT DASH ONE FLIGHT MANUAL | Z-1 |
| MERLIN SA-26AT DASH TWO FLIGHT MANUAL | Z-3 |
| MERLIN SA26 SERIES MAINTENANCE MANUAL | Z-5 |
| MERLIN SA26 SERIES ILLUSTRATED PARTS CATALOG | Z-6 |
| SA26 SERIES SERVICE BULLETINS | Z-6 |
| SA26 SERIES SERVICE LETTERS | Z-9 |
| SA26 SERIES SERVICE NOTES | Z-11 |
| SA226 SERIES | |
| SA226TC, AT/227AC, AT CONFIGURATION DEVIATION LIST | A-1 |
| MERLIN III/IIIA SA226-T FLIGHT MANUAL | A-1 |
| MERLIN IIIB SA226-T(B) FLIGHT MANUAL | A-2 |
| MERLIN IV/IVA SA226-AT FLIGHT MANUAL | A-4 |
| METRO II/IIA SA226-TC FLIGHT MANUAL | A-5 |
| SA226 SERIES AIRFRAME INSPECTION MANUAL ST-UN-M002 | A-8 |
| SA226/227 SUPPLEMENTAL INSPECTION DOCUMENT | A-8 |
| FIELD MAINTENANCE PROCEDURES 57-011 (EDDY CURRENT INSPECTION PROCEDURES B.L. 9) | A-9 |
| METRO II SA226 SERVICING AND RECOVERY MANUAL | A-9 |
| SA226 SERIES MAINTENANCE MANUAL | A-9 |
| SA226 SERIES ILLUSTRATED PARTS CATALOG | A-9 |
| SA226/227 SERIES STRUCTURAL REPAIR MANUAL | A-9 |
| SA226 SERIES WIRING MANUAL | A-9 |
| SA226 SERIES ELECTRICAL EQUIPMENT LIST | A-10 |
| SA226/227 SERIES ILLUSTRATED TOOL AND EQUIPMENT MANUAL | A-10 |
| SA226 SERIES LETTER CHECK INSPECTION PROCEDURES | A-10 |
| SA226TC PHASE INSPECTION MANUAL | A-10 |
| SA226 SERIES SERVICE BULLETINS | A-10 |
| SA226 SERIES SERVICE LETTERS | A-20 |
| SA226 SERIES SERVICE NOTES | A-22 |
| SA227 SERIES | |
| SA226TC, AT/227AC, AT CONFIGURATION DEVIATION LIST | B-1 |
| METRO III SA227-AC FLIGHT MANUAL 14,500 LB (7AC) | B-1 |
| METRO III SA227-AC FLIGHT MANUAL 14,500 LB McCAULEY (7MC) | B-3 |
| METRO III SA227-AC FLIGHT MANUAL 16,000 LB (6AC) | B-5 |
| MERLIN IVC SA227-AT FLIGHT MANUAL 14,500 LB (7AT) | B-7 |
| MERLIN IVC SA227-AT FLIGHT MANUAL 16,000 LB (6AT) | B-8 |
| MERLIN IIIC SA227-TT FLIGHT MANUAL | B-10 |
| FAIRCHILD 300 SA227-TT FLIGHT MANUAL 13,230 LB (300) | B-11 |
| FAIRCHILD 300 SA227-TT FLIGHT MANUAL 12,500 LB (312) | B-13 |
| METRO III SA227-AC FLIGHT MANUAL (ICAO) 14,500 LB (4AC) | B-14 |
| METRO III SA227-AC FLIGHT MANUAL (ICAO) 14,500 LB McCAULEY (4MC) | B-15 |
| METRO III SA227-AC FLIGHT MANUAL (ICAO) 16,000 LB (8AC) | B-17 |
| MERLIN IVC SA227-AT FLIGHT MANUAL (ICAO) 14,500 LB (4AT) | B-19 |
| MERLIN IVC SA227-AT FLIGHT MANUAL (ICAO) 16,000 LB (8AT) | B-20 |
| SA227-BC FLIGHT MANUAL 16,000 LB (6BC) | B-22 |
| SA227 SERIES AIRFRAME AIRWORTHINESS LIMITATIONS MANUAL ST-UN-M001 | B-24 |
| SA226/227 SUPPLEMENTAL INSPECTION DOCUMENT | B-24 |
| FIELD MAINTENANCE PROCEDURES 57-011 (EDDY CURRENT INSPECTION PROCEDURES B.L. 9) | B-24 |
| SA227 SERIES MERLIN/METRO SERVICING AND RECOVERY MANUAL | B-24 |
| SA227 SERIES MAINTENANCE MANUAL | B-24 |
| SA227 SERIES ILLUSTRATED PARTS CATALOG | B-24 |
| SA226/227 SERIES STRUCTURAL REPAIR MANUAL | B-25 |

TECHNICAL PUBLICATIONS INDEX

TABLE OF CONTENTS

| MANUAL | PAGE |
|--|------|
| SA227 SERIES (CONTINUED) | |
| SA227 SERIES WIRING MANUAL | B-25 |
| SA227 SERIES ELECTRICAL EQUIPMENT LIST..... | B-25 |
| SA226/227 SERIES ILLUSTRATED TOOL AND EQUIPMENT MANUAL | B-25 |
| SA227TT, AT, AC, BC LETTER CHECK INSPECTION PROGRAM | B-25 |
| SA227AC/BC PHASE INSPECTION MANUAL..... | B-25 |
| SA227 SERIES SERVICE BULLETINS | B-26 |
| SA227 SERIES SERVICE LETTERS..... | B-33 |
| SA227 SERIES SERVICE NOTES | B-35 |

SA227 COMMUTER CATEGORY (CC/DC)

| | |
|---|------|
| SA227-CC/DC CONFIGURATION DEVIATION LIST..... | C-1 |
| SA227-CC FLIGHT MANUAL 16,500 LB (6CC)..... | C-1 |
| SA227-CC PILOT'S FLIGHT CHECKLIST (6CC) | C-2 |
| SA227-DC FLIGHT MANUAL 16,500 LB (6DC)..... | C-3 |
| SA227-DC PILOT'S FLIGHT CHECKLIST (6DC) | C-5 |
| SA227-DC WITH C663 MCCAULEY PROPELLERS FLIGHT MANUAL 16,500 LB (8DC)..... | C-6 |
| SA227-DC WITH C663 MCCAULEY PROPELLERS PILOT'S FLIGHT CHECKLIST (8DC)..... | C-7 |
| SA227 SERIES COMMUTER CATEGORY AIRFRAME AIRWORTHINESS LIMITATIONS MANUAL ST-UN-M003 | C-7 |
| SA226/227 SUPPLEMENTAL INSPECTION DOCUMENT..... | C-7 |
| FIELD MAINTENANCE PROCEDURES 57-011 (EDDY CURRENT INSPECTION PROCEDURES B.L. 9)..... | C-7 |
| METRO 23 SERIES SERVICING & RECOVERY MANUAL | C-8 |
| SA227 SERIES COMMUTER CATEGORY MAINTENANCE MANUAL | C-8 |
| SA227 SERIES COMMUTER CATEGORY INSTRUCTIONS FOR CONTINUED AIRWORTHINESS | C-8 |
| SA227 SERIES COMMUTER CATEGORY ILLUSTRATED PARTS CATALOG | C-8 |
| SA227 SERIES COMMUTER CATEGORY STRUCTURAL REPAIR MANUAL | C-8 |
| SA227 SERIES COMMUTER CATEGORY WIRING MANUAL | C-8 |
| SA227 SERIES COMMUTER CATEGORY ELECTRICAL EQUIPMENT LIST..... | C-8 |
| SA226/SA227 SERIES ILLUSTRATED TOOL AND EQUIPMENT MANUAL | C-9 |
| SA227 SERIES COMMUTER CATEGORY LETTER CHECK INSPECTION PROGRAM..... | C-9 |
| SA227-CC/DC PHASE INSPECTION PROGRAM (6 PHASE PROCEDURES) | C-9 |
| SA227 SERIES COMMUTER CATEGORY SERVICE BULLETINS | C-10 |
| SA227 SERIES COMMUTER CATEGORY SERVICE LETTERS..... | C-14 |
| SA227 SERIES COMMUTER CATEGORY SERVICE NOTES | C-16 |

KIT DRAWING INDEX

| | |
|--------------------------|-----|
| KIT DRAWINGS INDEX | D-1 |
|--------------------------|-----|

TECHNICAL PUBLICATIONS INDEX

SA26 SERIES

MERLIN SA26-AT DASH ONE FLIGHT MANUAL
[PN: 27-10054-028A; INCLUDES ALL SA26 DASH ONE AFMs]

INITIAL ISSUE 06 12 68
LATEST REVISION 05 14 15

MERLIN SA26-AT FLIGHT MANUAL DASH ONE SECTION I

DATED 12 07 07

| <u>REV. NO.</u> | <u>DESCRIPTION</u> | <u>DATE</u> |
|-----------------|---|-------------|
| ORIG | INSTRUMENT MARKINGS | 06 12 68 |
| ORIG | MAXIMUM TAKEOFF WEIGHT PERMITTED BY CLIMB GRADIENT REQUIREMENT..... | 06 12 68 |
| 02 | AIRSPEED LIMITS | 02 14 69 |
| 02 | ALTITUDE LIMITS | 02 14 69 |
| 02 | TEMPERATURE LIMITATIONS | 02 14 69 |
| 02 | MINIMUM CREW..... | 02 14 69 |
| 02 | TYPE OF OPERATION..... | 02 14 69 |
| 02 | ICING CONDITIONS..... | 02 14 69 |
| 02 | PLACARDS..... | 02 14 69 |
| 02 | FUEL LIMITATIONS FOR LANDING | 02 14 69 |
| 04 | ENGINE OPERATING LIMITS | 09 12 80 |
| 04 | MANEUVERING LOAD FACTORS..... | 12 04 70 |
| 04 | MAXIMUM WEIGHTS..... | 12 04 70 |
| 04 | CENTER OF GRAVITY LIMITS | 12 04 70 |
| 04 | CABIN PRESSURIZATION..... | 12 04 70 |
| 04 | GENERATORS | 12 04 70 |
| 04 | STARTER DUTY CYCLES..... | 12 04 70 |
| 08 | FUEL | 12 07 07 |
| 08 | FUEL BALANCING OPERATION | 12 07 07 |
| 08 | OILS | 12 07 07 |
| 08 | PROPELLERS | 12 07 07 |

MERLIN SA26-AT FLIGHT MANUAL DASH ONE SECTION II

DATED 12 07 07

| <u>REV. NO.</u> | <u>DESCRIPTION</u> | <u>DATE</u> |
|-----------------|---|-------------|
| ORIG | PRE-FLIGHT..... | 06 12 68 |
| ORIG | PRE-START | 06 12 68 |
| ORIG | PRE-TAXI..... | 06 12 68 |
| ORIG | TAXI | 06 12 68 |
| ORIG | PRE-TAKEOFF | 06 12 68 |
| ORIG | TAKEOFF..... | 06 12 68 |
| ORIG | NORMAL CLIMB | 06 12 68 |
| ORIG | CRUISE..... | 06 12 68 |
| ORIG | DESCENT | 06 12 68 |
| ORIG | PRE-LANDING..... | 06 12 68 |
| ORIG | LANDING | 06 12 68 |
| ORIG | COLD WEATHER OPERATION | 06 12 68 |
| ORIG | FLIGHT IN VISIBLE MOISTURE BELOW 5° C | 06 12 68 |
| ORIG | CABIN PRESSURIZATION..... | 06 12 68 |
| ORIG | OXYGEN SYSTEM..... | 06 12 68 |
| ORIG | UNFEATHERING PUMP CHECK..... | 06 12 68 |
| ORIG | OVERSPEED GOVERNOR CHECK | 06 12 68 |
| ORIG | NIGHT FLIGHT IN CLOUDS..... | 06 12 68 |
| ORIG | FUEL SYSTEM | 06 12 68 |
| ORIG | OXYGEN CHART (Fig. II-A) | 06 12 68 |
| 02 | ELECTRICAL SYSTEM | 02 14 69 |
| 02 | PROPELLER ANTI-ICE SYSTEM..... | 02 14 69 |
| 04 | BATTERY START..... | 12 04 70 |
| 04 | A.P.U. START..... | 12 04 70 |
| 04 | AFTER LANDING | 12 04 70 |
| 04 | SHUTDOWN | 12 04 70 |



Ontic Engineering and Manufacturing, Inc

TECHNICAL PUBLICATIONS INDEX

| <u>REV. NO.</u> | <u>DESCRIPTION</u> | <u>DATE</u> |
|-----------------|---|-------------|
| 04 | GROUND COOLING OF CABIN..... | 12 04 70 |
| 04 | GROUND HEATING OF CABIN | 12 04 70 |
| 04 | GROUND OPERATION OF ACCESSORIES BY A.P.U..... | 12 04 70 |
| 08 | FUEL BALANCING PROCEDURE | 12 07 07 |

MERLIN SA26-AT FLIGHT MANUAL DASH ONE SECTION III **DATED 05 14 15**

| <u>REV. NO.</u> | <u>DESCRIPTION</u> | <u>DATE</u> |
|-----------------|---|-------------|
| 09 | SINGLE ENGINE PROCEDURES..... | 05 14 15 |
| 09 | SECURING AN INOPERATIVE ENGINE - CRUISE OPERATION..... | 05 14 15 |
| 09 | ENGINE FAILURE DURING TAKEOFF..... | 05 14 15 |
| 09 | DOUBLE ENGINE FAILURE (RESTARTS/RELIGHTS UNSUCCESSFUL)..... | 05 14 15 |
| 09 | ENGINE -- PROPELLER UNCOUPLING | 05 14 15 |
| 09 | AIRSTART PROCEDURES | 05 14 15 |
| 09 | ABORTED AIRSTART..... | 05 14 15 |
| 09 | ENGINE FIRE -- FLIGHT..... | 05 14 15 |
| 09 | ENGINE FIRE -- GROUND..... | 05 14 15 |
| 09 | LANDING GEAR MANUAL EXTENSION | 05 14 15 |
| 09 | SMOKE..... | 05 14 15 |
| 09 | CABIN PRESSURIZATION..... | 05 14 15 |
| 09 | EMERGENCY EXIT..... | 05 14 15 |
| 09 | FLAP MOTOR FAILURE..... | 05 14 15 |
| 09 | ALTERNATE STATIC AIR SOURCE..... | 05 14 15 |
| 09 | FUEL DUMPING..... | 05 14 15 |
| 09 | ELECTRICAL SYSTEM PROCEDURES..... | 05 14 15 |
| 09 | BUS FAILURE..... | 05 14 15 |
| 09 | ELECTRICAL SMOKE..... | 05 14 15 |
| 09 | PROPELLER ANTI-ICE SYSTEM MALFUNCTION..... | 05 14 15 |

MERLIN SA26-AT FLIGHT MANUAL DASH ONE SECTION IV **DATED 06 12 68**

| <u>REV. NO.</u> | <u>DESCRIPTION</u> | <u>DATE</u> |
|-----------------|--|-------------|
| ORIG | DEFINITION OF TERMS..... | 06 12 68 |
| ORIG | TEMPERATURES -- AMBIENT TO STANDARD/REQUIRED OIL TEMPS. (Fig. IV-A)..... | 06 12 68 |
| ORIG | STATIC TAKEOFF POWER SETTING CHART (Fig. IV-B)..... | 06 12 68 |
| ORIG | CABIN PRESSURIZATION..... | 06 12 68 |
| ORIG | NORMAL CLIMB -- TWIN ENGINE (Fig. IV-D)..... | 06 12 68 |
| ORIG | APPROACH SPEEDS (Fig. IV-E)..... | 06 12 68 |
| ORIG | TWIN ENGINE LANDING DISTANCE -- OVER 50' OBSTACLE (Fig. IV-F)..... | 06 12 68 |
| ORIG | BALKED LANDING CLIMB (Fig. IV-G)..... | 06 12 68 |
| ORIG | PILOT'S SYSTEM AIRSPEED & ALTIMETER CORRECTION (FIG. IV-H)..... | 06 12 68 |
| ORIG | SINGLE ENGINE POWER SET CHART (Fig. IV-I)..... | 06 12 68 |
| ORIG | SINGLE ENGINE CLIMB (Fig. IV-J)..... | 06 12 68 |
| ORIG | SINGLE ENGINE LANDING DISTANCE -- OVER 50' OBSTACLE (Fig. IV-K)..... | 06 12 68 |
| 01 | TAKEOFF DISTANCE OVER 50' OBSTACLE (Fig. IV-C)..... | 12 13 68 |

MERLIN SA26-AT FLIGHT MANUAL DASH ONE SECTION V **DATED 03 06 69**

| <u>REV. NO.</u> | <u>DESCRIPTION</u> | <u>DATE</u> |
|-----------------|---|-------------|
| ORIG | RADIO..... | 06 12 68 |
| ORIG | WEIGHT AND BALANCE INSTRUCTIONS..... | 06 12 68 |
| ORIG | LOADING..... | 06 12 68 |
| ORIG | SAMPLE CALCULATION..... | 06 12 68 |
| ORIG | 8 PLACE CABIN -- MOMENT CHART (Fig. V-A)..... | 06 12 68 |
| ORIG | OPERATIONAL WEIGHT -- LBS. (Fig. V-B)..... | 06 12 68 |
| ORIG | FUEL MOMENT CHART (Fig. V-C)..... | 06 12 68 |
| ORIG | CENTER OF GRAVITY ENVELOPE (Fig. V-D)..... | 06 12 68 |
| 02 | EQUIPMENT LIST..... | 03 06 69 |

TECHNICAL PUBLICATIONS INDEX

| <u>REV. NO.</u> | <u>DESCRIPTION</u> | <u>DATE</u> |
|-----------------|--|-------------|
| 02 | ELECTRICAL EQUIPMENT | 03 06 69 |
| 02 | MISCELLANEOUS..... | 03 06 69 |
| 02 | INSTRUMENTS AND INDICATORS..... | 03 06 69 |
| 02 | AIR CONDITIONING AND PRESSURIZATION..... | 03 06 69 |

MERLIN SA26-AT FLIGHT MANUAL DASH ONE SECTION VI DATED 06 12 68

| <u>REV. NO.</u> | <u>DESCRIPTION</u> | <u>DATE</u> |
|-----------------|--|-------------|
| ORIG | FUEL TYPES -- SPECIFIC WEIGHTS (Fig. VI-A) | 06 12 68 |
| ORIG | SERVICE CEILINGS (Fig. VI-B) | 06 12 68 |
| ORIG | TWIN ENGINE CRUISE FUEL FLOW (Fig. VI-C) | 06 12 68 |
| ORIG | CLIMB DATA -- 10,000 LBS. GROSS WEIGHT (Fig. VI-D) | 06 12 68 |
| ORIG | RANGE (Fig. VI-E)..... | 06 12 68 |
| ORIG | 100% NORMAL CRUISE SPEED CHART (Fig. VI-F) | 06 12 68 |
| ORIG | 96% NORMAL CRUISE SPEED CHART (Fig. VI-G)..... | 06 12 68 |

MERLIN SA26-AT FLIGHT MANUAL DASH ONE CONTINUOUS IGNITION SYSTEM DATED 08 12 87

| <u>REV. NO.</u> | <u>DESCRIPTION</u> | <u>DATE</u> |
|-----------------|----------------------------------|-------------|
| ORIG | CONTINUOUS IGNITION SYSTEM | 08 12 87 |

MERLIN SA26-AT FLIGHT MANUAL DASH ONE AUTO/CONT IGNITION SYSTEM DATED 02 24 00

| <u>REV. NO.</u> | <u>DESCRIPTION</u> | <u>DATE</u> |
|-----------------|---------------------------------|-------------|
| ORIG | AUTO/CONT IGNITION SYSTEM | 02 24 00 |

**MERLIN SA26-AT DASH TWO FLIGHT MANUAL INITIAL ISSUE 06 12 68
[PN: 27-10054-028B; INCLUDES ALL SA26 DASH TWO AFMs] LATEST REVISION 05 14 15**

MERLIN SA26-AT FLIGHT MANUAL DASH TWO SECTION I DATED 12 07 07

| <u>REV. NO.</u> | <u>DESCRIPTION</u> | <u>DATE</u> |
|-----------------|---|-------------|
| ORIG | INSTRUMENT MARKINGS | 06 12 68 |
| ORIG | MAXIMUM TAKEOFF WEIGHT PERMITTED BY CLIMB GRADIENT REQUIREMENT..... | 06 12 68 |
| 02 | AIRSPEED LIMITS | 02 14 69 |
| 02 | ALTITUDE LIMITS | 02 14 69 |
| 02 | TEMPERATURE LIMITATIONS | 02 14 69 |
| 02 | MINIMUM CREW..... | 02 14 69 |
| 02 | TYPE OF OPERATION..... | 02 14 69 |
| 02 | ICING CONDITIONS..... | 02 14 69 |
| 02 | PLACARDS..... | 02 14 69 |
| 02 | FUEL LIMITATIONS FOR LANDING | 02 14 69 |
| 04 | ENGINE OPERATING LIMITS..... | 09 12 80 |
| 04 | MANEUVERING LOAD FACTORS..... | 12 04 70 |
| 04 | MAXIMUM WEIGHTS..... | 12 04 70 |
| 04 | CENTER OF GRAVITY LIMITS | 12 04 70 |
| 04 | CABIN PRESSURIZATION..... | 12 04 70 |
| 04 | GENERATORS | 12 04 70 |
| 04 | STARTER DUTY CYCLES..... | 12 04 70 |
| 08 | FUEL..... | 12 07 07 |
| 08 | FUEL BALANCING OPERATION | 12 07 07 |
| 08 | OILS..... | 12 07 07 |
| 08 | PROPELLERS..... | 12 07 07 |
| ORIG | PRE-FLIGHT..... | 06 12 68 |
| ORIG | PRE-START | 06 12 68 |
| ORIG | PRE-TAXI..... | 06 12 68 |



Ontic Engineering and Manufacturing, Inc

TECHNICAL PUBLICATIONS INDEX

MERLIN SA26-AT FLIGHT MANUAL DASH TWO SECTION II

DATED 12 07 07

| <u>REV. NO.</u> | <u>DESCRIPTION</u> | <u>DATE</u> |
|-----------------|--|-------------|
| ORIG | TAXI | 06 12 68 |
| ORIG | PRE-TAKEOFF | 06 12 68 |
| ORIG | TAKEOFF | 06 12 68 |
| ORIG | NORMAL CLIMB | 06 12 68 |
| ORIG | CRUISE | 06 12 68 |
| ORIG | DESCENT | 06 12 68 |
| ORIG | PRE-LANDING | 06 12 68 |
| ORIG | LANDING | 06 12 68 |
| ORIG | COLD WEATHER OPERATION | 06 12 68 |
| ORIG | FLIGHT IN VISIBLE MOISTURE BELOW 5° C | 06 12 68 |
| ORIG | CABIN PRESSURIZATION | 06 12 68 |
| ORIG | OXYGEN SYSTEM | 06 12 68 |
| ORIG | UNFEATHERING PUMP CHECK | 06 12 68 |
| ORIG | OVERSPEED GOVERNOR CHECK | 06 12 68 |
| ORIG | NIGHT FLIGHT IN CLOUDS | 06 12 68 |
| ORIG | FUEL SYSTEM | 06 12 68 |
| ORIG | OXYGEN CHART (Fig. II-A) | 06 12 68 |
| 02 | ELECTRICAL SYSTEM | 02 14 69 |
| 02 | PROPELLER ANTI-ICE SYSTEM | 02 14 69 |
| 04 | BATTERY START | 12 04 70 |
| 04 | A.P.U. START | 12 04 70 |
| 04 | AFTER LANDING | 12 04 70 |
| 04 | SHUTDOWN | 12 04 70 |
| 04 | GROUND COOLING OF CABIN | 12 04 70 |
| 04 | GROUND HEATING OF CABIN | 12 04 70 |
| 04 | GROUND OPERATION OF ACCESSORIES BY A.P.U. | 12 04 70 |
| 08 | FUEL BALANCING PROCEDURE | 12 07 07 |

MERLIN SA26-AT FLIGHT MANUAL DASH TWO SECTION III

DATED 05 14 15

| <u>REV. NO.</u> | <u>DESCRIPTION</u> | <u>DATE</u> |
|-----------------|--|-------------|
| 09 | SINGLE ENGINE PROCEDURES | 05 14 15 |
| 09 | SECURING AN INOPERATIVE ENGINE - CRUISE OPERATION | 05 14 15 |
| 09 | ENGINE FAILURE DURING TAKEOFF | 05 14 15 |
| 09 | DOUBLE ENGINE FAILURE (RESTARTS/RELIGHTS UNSUCCESSFUL) | 05 14 15 |
| 09 | ENGINE -- PROPELLER UNCOUPLING | 05 14 15 |
| 09 | AIRSTART PROCEDURES | 05 14 15 |
| 09 | ABORTED AIRSTART | 05 14 15 |
| 09 | ENGINE FIRE -- FLIGHT | 05 14 15 |
| 09 | ENGINE FIRE -- GROUND | 05 14 15 |
| 09 | LANDING GEAR MANUAL EXTENSION | 05 14 15 |
| 09 | SMOKE | 05 14 15 |
| 09 | CABIN PRESSURIZATION | 05 14 15 |
| 09 | EMERGENCY EXIT | 05 14 15 |
| 09 | FLAP MOTOR FAILURE | 05 14 15 |
| 09 | ALTERNATE STATIC AIR SOURCE | 05 14 15 |
| 09 | FUEL DUMPING | 05 14 15 |
| 09 | ELECTRICAL SYSTEM PROCEDURES | 05 14 15 |
| 09 | BUS FAILURE | 05 14 15 |
| 09 | ELECTRICAL SMOKE | 05 14 15 |
| 09 | PROPELLER ANTI-ICE SYSTEM MALFUNCTION | 05 14 15 |

TECHNICAL PUBLICATIONS INDEX

MERLIN SA26-AT FLIGHT MANUAL DASH TWO SECTION IV **DATED 06 12 68**

| <u>REV. NO.</u> | <u>DESCRIPTION</u> | <u>DATE</u> |
|-----------------|---|-------------|
| ORIG | DEFINITION OF TERMS | 06 12 68 |
| ORIG | TEMPERATURES -- AMBIENT TO STANDARD/REQUIRED OIL TEMPS. (Fig. IV-A) | 06 12 68 |
| ORIG | STATIC TAKEOFF POWER SETTING CHART (Fig. IV-B) | 06 12 68 |
| ORIG | CABIN PRESSURIZATION | 06 12 68 |
| ORIG | NORMAL CLIMB -- TWIN ENGINE (Fig. IV-D) | 06 12 68 |
| ORIG | APPROACH SPEEDS (Fig. IV-E) | 06 12 68 |
| ORIG | TWIN ENGINE LANDING DISTANCE -- OVER 50' OBSTACLE (Fig. IV-F) | 06 12 68 |
| ORIG | BALKED LANDING CLIMB (Fig. IV-G) | 06 12 68 |
| ORIG | PILOT'S SYSTEM AIRSPEED & ALTIMETER CORRECTION (FIG. IV-H) | 06 12 68 |
| ORIG | SINGLE ENGINE POWER SET CHART (Fig. IV-I) | 06 12 68 |
| ORIG | SINGLE ENGINE CLIMB (Fig. IV-J) | 06 12 68 |
| ORIG | SINGLE ENGINE LANDING DISTANCE -- OVER 50' OBSTACLE (Fig. IV-K) | 06 12 68 |
| 01 | TAKEOFF DISTANCE OVER 50' OBSTACLE (Fig. IV-C) | 12 13 68 |

MERLIN SA26-AT FLIGHT MANUAL DASH TWO SECTION V **DATED 03 06 69**

| <u>REV. NO.</u> | <u>DESCRIPTION</u> | <u>DATE</u> |
|-----------------|--|-------------|
| ORIG | RADIO | 06 12 68 |
| ORIG | WEIGHT AND BALANCE INSTRUCTIONS | 06 12 68 |
| ORIG | LOADING | 06 12 68 |
| ORIG | SAMPLE CALCULATION | 06 12 68 |
| ORIG | 8 PLACE CABIN -- MOMENT CHART (Fig. V-A) | 06 12 68 |
| ORIG | OPERATIONAL WEIGHT -- LBS. (Fig. V-B) | 06 12 68 |
| ORIG | FUEL MOMENT CHART (Fig. V-C) | 06 12 68 |
| ORIG | CENTER OF GRAVITY ENVELOPE (Fig. V-D) | 06 12 68 |
| 02 | EQUIPMENT LIST | 03 06 69 |
| 02 | ELECTRICAL EQUIPMENT | 03 06 69 |
| 02 | MISCELLANEOUS | 03 06 69 |
| 02 | INSTRUMENTS AND INDICATORS | 03 06 69 |
| 02 | AIR CONDITIONING AND PRESSURIZATION | 03 06 69 |

MERLIN SA26-AT FLIGHT MANUAL DASH TWO SECTION VI **DATED 06 12 68**

| <u>REV. NO.</u> | <u>DESCRIPTION</u> | <u>DATE</u> |
|-----------------|--|-------------|
| ORIG | FUEL TYPES -- SPECIFIC WEIGHTS (Fig. VI-A) | 06 12 68 |
| ORIG | SERVICE CEILINGS (Fig. VI-B) | 06 12 68 |
| ORIG | TWIN ENGINE CRUISE FUEL FLOW (Fig. VI-C) | 06 12 68 |
| ORIG | CLIMB DATA -- 10,000 LBS. GROSS WEIGHT (Fig. VI-D) | 06 12 68 |
| ORIG | RANGE (Fig. VI-E) | 06 12 68 |
| ORIG | 100% NORMAL CRUISE SPEED CHART (Fig. VI-F) | 06 12 68 |
| ORIG | 96% NORMAL CRUISE SPEED CHART (Fig. VI-G) | 06 12 68 |

MERLIN SA26-AT FLIGHT MANUAL DASH TWO CONTINUOUS IGNITION SYSTEM **DATED 08 12 87**

| <u>REV. NO.</u> | <u>DESCRIPTION</u> | <u>DATE</u> |
|-----------------|----------------------------------|-------------|
| ORIG | CONTINUOUS IGNITION SYSTEM | 08 12 87 |

MERLIN SA26-AT FLIGHT MANUAL DASH TWO AUTO/CONT IGNITION SYSTEM **DATED 02 24 00**

| <u>REV. NO.</u> | <u>DESCRIPTION</u> | <u>DATE</u> |
|-----------------|---------------------------------|-------------|
| ORIG | AUTO/CONT IGNITION SYSTEM | 02 24 00 |

MERLIN SA26 SERIES MAINTENANCE MANUAL
[PN: 27-10054-027]

INITIAL ISSUE 07 15 66
LATEST REVISION 01 06 22

| <u>REV. NO.</u> | <u>DESCRIPTION</u> | <u>DATE</u> |
|-----------------|------------------------------|-------------|
| 7 | AILERON CONTROL SYSTEM | 01 06 22 |



Ontic Engineering and Manufacturing, Inc

TECHNICAL PUBLICATIONS INDEX

MERLIN SA26 SERIES ILLUSTRATED PARTS CATALOG
[PN: 27-10054-002]

INITIAL ISSUE 07 15 66
LATEST ISSUE 11 07 25

| <u>REV. NO.</u> | <u>DESCRIPTION</u> | <u>DATE</u> |
|-----------------|--|-------------|
| 3 | RUDDER CONTROLS; ALPHANUMERIC INDEX SUPPLEMENT | 11 07 25 |

SA26 SERIES SERVICE BULLETINS
[SERVICE INFORMATION INCLUDES BULLETINS, LETTERS, AND NOTES -
PN: 27-10054-025]

INITIAL ISSUE 07 15 66

| <u>NUMBER</u> | <u>DESCRIPTION</u> | <u>DATE</u> |
|---------------|---|--------------|
| 26-26-001 | PERFORM DETAIL VISUAL INSPECTION (DVI) OF ALL INSTALLED FENWAL OVERHEAT DETECTORS IN WHEEL WELLS AND ENGINE COMPARTMENTS..... | 09 26 14 |
| 26-27-001 | INSPECTION AND LUBRICATION OF THE AILERON CONTROL CABLE CHAIN IN THE PILOT'S AND COPILOT'S CONTROL COLUMNS | (R) 04 04 14 |
| 26-27-002 | INSPECTION OF COCKPIT CONTROL COLUMN HORIZONTAL TUBE FOR CRACKS | 10 08 15 |
| 26-27-003 | INSPECTION OF RUDDER BELLCRANK | (R) 10 12 15 |
| 26-27-004 | RUDDER PEDAL BELLCRANK, PIVOT BOLT/BEARING AND CONNECTING ROD ENDS INSPECTION | (R) 11 12 19 |
| 26-27-005 | RUDDER PEDAL ARMS INSPECTION | 11 07 25 |
| 26-30-001 | INSTALLATION OF WINDSHIELD OVERHEAT MONITORING SYSTEM..... | 01 25 13 |
| 26-53-001 | INSPECTION OF F.S. 51.31 FORWARD PRESSURE BULKHEAD FOR CRACKS..... | (R) 11 06 13 |
| 26-56-001 | INSPECTION OF COCKPIT HEATED WINDSHIELDS (PN 26-21126)..... | 12 01 10 |
| 26-56-002 | INSTALLATION OF NEW ELECTRICALLY HEATED GLASS WINDSHIELD (PN 27-19482-001/-002) | 09 28 12 |
| 26-56-003 | INSPECT COCKPIT WINDSHIELDS AND SIDE WINDOWS FOR FASTENER/NUT SECURITY..... | 02 26 15 |
| 26-76-001 | REPLACE/REWORK PROPELLER PITCH CONTROL (PPC) ASSEMBLIES PER HONEYWELL SERVICE BULLETIN TPE331-72-2190 | 03 17 15 |
| 11-20-041 | AIRCRAFT IDENTIFICATION..... | 12 08 87 |
| 21-50-028 | IMPROVED AIR CONDITIONING COMPRESSOR PULLEY | 05 06 77 |
| 24-00-025 | INSTALLATION OF INSULATION ON LANDING GEAR AND FLAP SELECTOR SWITCHES | 01 14 76 |
| 24-30-002 | SUPERSEDED BY 25-30-002A..... | 06 30 69 |
| 24-30-002A | INSTALLATION OF EXCITATION RESISTORS IN GENERATOR FIELD CIRCUITS | 08 04 69 |
| 27-00-026 | AILERON AND ELEVATOR HINGE ATTACH SPAR AREA INSPECTION | (R) 02 24 86 |
| 27-00-032 | RUDDER AND ELEVATOR CONTROL SYSTEMS ATTACHING HARDWARE - INSPECT AND REPLACE | 09 19 80 |
| 27-30-034 | INSPECTION OF OUTBOARD ELEVATOR HINGE BRACKET AND TORQUE TUBE FITTING..... | 11 25 80 |
| 27-30-046 | CONTROL COLUMN ROLLER BEARING AND ELEVATOR ROD END BEARING INSPECTION/REPLACEMENT | (R) 12 05 14 |
| 27-30-047 | CONTROL COLUMN PIVOT IMPROVEMENT..... | 06 16 97 |
| 27-50-005 | INSPECTION OF LOCKING PIN IN THE FLAP DRIVE | 12 24 69 |
| 30-10-019 | REPLACEMENT OF DEICER PRESSURE REGULATOR VALVE..... | 03 09 73 |
| 30-10-020 | NOT ISSUED | |
| 30-10-021 | NOT ISSUED | |
| 30-40-007 | INSTALLATION OF IMPROVED BUS TRANSFER SWITCH..... | (R) 03 06 79 |
| 32-10-013 | INSPECTION AND REPLACEMENT OF MAIN GEAR DOOR ACTUATOR TORQUE TUBE SUPPORT BRACKET | (R) 03 06 79 |
| 32-10-044 | LOWER TORQUE KNEE INSPECTION..... | 03 02 94 |
| 32-20-009 | INSPECTION OF LANDING GEAR ACTUATORS FOR PROPER END PLAY | (R) 03 06 79 |
| 32-20-043 | NOSE GEAR - INSPECTION/REPLACEMENT OF LOWER SHOCK ABSORBER ASSEMBLY | 07 31 91 |
| 32-30-030 | INSPECTION OF TORQUE TUBE AND SUPPORT..... | 06 29 79 |
| 32-30-039 | LANDING GEAR CONTROL ASSEMBLY..... | 02 13 87 |
| 32-40-003 | SUPERSEDED BY 32-40-003A | |
| 32-40-003A | MAIN AND NOSE WHEEL AXLE NUT TORQUE | 01 12 70 |
| 32-40-029 | INSTALLATION OF BRAKE RETURN SPRINGS..... | 10 05 77 |
| 32-40-035 | INSPECTION OF MASTER CYLINDER..... | 03 17 81 |

TECHNICAL PUBLICATIONS INDEX

| NUMBER | DESCRIPTION | DATE |
|------------|--|--------------|
| 32-50-012A | INSPECTION OF NOSE GEAR STEERING SPROCKET AND COLLAR ASSEMBLY (HUB ASSEMBLY) | (R) 03 06 79 |
| 32-60-004 | INSPECTION OF MAIN LANDING GEAR DRAG BRACE BOLTS | 12 24 69 |
| 32-60-004A | MAIN LANDING GEAR BRACE BOLTS (AMENDS 32-60-004) | 07 30 70 |
| 36-10-001 | REPLACEMENT OF FLEXIBLE BLEED AIR PRESSURE TUBE ASSEMBLY | 09 19 69 |
| 36-10-006 | SECURING BLEED AIR LINES TO ENGINE INLET SCOOP | 01 08 70 |
| 52-10-031 | INSPECTION OF DOOR LATCH MECHANISMS | 03 25 80 |
| 53-20-014 | INSTALLATION OF CONTROL SUPPORT GUSSETS | (R) 03 06 79 |
| 53-30-017 | INSTRUCTIONS FOR LOWER FUSELAGE SKIN INSPECTION AND INSTALLATION OF SKIN DOUBLER | 02 23 73 |
| 53-30-018 | NOT ISSUED | |
| 55-10-037 | RADIOGRAPHIC INSPECTION OF HORIZONTAL STABILIZER | (R) 11 01 83 |
| 55-30-033 | INSTALLATION OF INSPECTION PANEL | 10 21 80 |
| 56-10-038 | INSPECTION OF COCKPIT ACRYLIC OUTER WINDOW PANES | (R) 02 07 91 |
| 56-10-045 | COCKPIT SIDE WINDOW - INNER PANE INSTALLATION | (R) 07 13 95 |
| 56-20-042 | INSPECTION AND REPLACEMENT OF 26-22039 | (R) 02 07 91 |
| | CABIN OUTER WINDOW PANE | |
| A57-00-027 | INSPECTION OF FORWARD SPAR BRACKETS | (R) 01 14 77 |
| A57-40-036 | ONE TIME INSPECTION OF LOWER FORWARD WING ATTACH BOLTS | 11 12 81 |
| 57-10-022 | FRONT SPAR, INSPECTION OF UPPER AND LOWER SPAR CAPS | 10 15 73 |
| 57-40-015 | INSPECTION OF WING AND WING ATTACH FITTINGS | (R) 06 26 86 |
| 57-40-016 | NOT ISSUED | |
| 71-70-023 | PROVISIONS TO PREVENT OVERBOARD VENTING | 02 12 75 |
| 71-70-024 | PROVISIONS TO PREVENT OVERBOARD VENTING | 02 28 75 |
| 74-20-040 | INSTALLATION OF CONTINUOUS/OVERRIDE IGNITION SWITCHING CATEGORY III | 08 05 87 |
| 74-30-048 | MODIFICATION KIT - AUTO IGNITION SYSTEM | (R) 08 06 03 |
| 77-20-010 | RELOCATION OF T.I.T. PRESSURE SENSING PORT | (R) 03 30 72 |
| 76-00-011 | SAFETY LOCK WIRING OF RETAINING SCREWS ON SOLENOID VALVE ASSEMBLY TURBO-PROP GOVERNORS | |
| | (WOODWARD SERVICE BULLETIN NO 33532B, SUPPLEMENT 1) | 08 10 70 |
| 80-00-008 | DIODE HEAT SINK STARTER CIRCUIT | (R) 03 06 79 |
| 26-1 | REPLACEMENT OF STRUT SWITCH STRIKER PLATE | (R) 03 02 67 |
| 26-2 | RELAY REPLACEMENT - ELEVATOR DOWN SPRING | (R) 03 02 67 |
| 26-3 | ANTI-ICE BY-PASS | 02 20 67 |
| 26-4 | REPLACEMENT OF AIR INDUCTION ACTUATOR | 03 02 67 |
| 26-5 | TRIM TAB ACTUATOR GREASE CHANGE | 02 20 67 |
| 26-6 | MODIFICATION OF HORIZONTAL STABILIZER | 03 22 67 |
| 26-7 | RUDDER TAB ROD | 03 30 67 |
| 26-8 | SPROCKET PIN RETAINER | 03 30 67 |
| 26-9 | AIR CONDITIONING SYSTEM SWITCH REPLACEMENT | 05 02 67 |
| 26-10 | MODIFICATION OF COMPRESSOR UNIT ASSEMBLY | 05 02 67 |
| 26-11 | MODIFICATION OF CABIN AIR DUCTS | 05 02 67 |
| 26-12 | VOLTAGE REGULATOR PROTECTIVE COVER | 05 30 67 |
| 26-13 | CONTROL LOCKS | 05 22 67 |
| 26-14 | PRESSURE BULKHEAD WIRE ROUTING LOCATIONS | (R) 08 31 67 |
| 26-15 | SWITCH ACTUATOR MATERIAL CHANGE | 05 30 67 |
| 26-16 | MODIFICATION OF AIR INLET DUCT | 06 05 67 |
| 26-17 | COMPRESSOR MOTOR PULLEY CHANGE | 06 21 67 |
| 26-18 | FUEL BOOST PUMP SCREEN REMOVAL | 08 15 67 |
| 26-19 | VOLTAGE REGULATOR RESISTOR | 08 15 67 |
| 26-20 | GROSS WEIGHT INCREASE (WITH SUPPLEMENT A, REVISION B) | (R) 12 26 67 |
| 26-21 | INCREASE IN FUEL DUMPING CAPABILITY (WITH SUPPLEMENT A) | 09 25 67 |
| 26-22 | ELECTRIC HEATER OVERHEAT SWITCH | (R) 11 07 67 |
| 26-23 | VACUUM APPLIED TO PRESSURE CONTROLLER (WITH SUPPLEMENT A) | 11 10 67 |
| 26-24 | NOT ISSUED | |
| 26-25 | LANDING GEAR LIMIT SWITCH CHECK | 11 21 67 |

TECHNICAL PUBLICATIONS INDEX

| NUMBER | DESCRIPTION | DATE |
|--------|---|--------------|
| 26-26 | TURTLEBACK DRAIN | 11 21 67 |
| 26-27 | FLAP ACTUATOR DRAIN | 11 30 67 |
| 26-28 | FOUR BUS ELECTRICAL SYSTEM (WITH SUPPLEMENT A)..... | 01 20 68 |
| 26-29 | PROVISIONS FOR MAX FLOW (WITH SUPPLEMENT A)..... | 01 22 68 |
| 26-30 | AUTO/CONTINUOUS BLOWER (WITH SUPPLEMENT A) | 01 22 68 |
| 26-31 | WIDE BELT COMPRESSOR DRIVE (WITH SUPPLEMENT A)..... | 12 14 67 |
| 26-32 | T5 TEMPERATURE INDICATOR CHANGE | 12 12 67 |
| 26-33 | NOT ISSUED | |
| 26-34 | MODIFICATION, CABIN AIR DISTRIBUTION | 01 30 68 |
| 26-35 | ENGINE CONTROLS PRESSURE SEAL | 01 22 68 |
| 26-36 | FUEL BOOST PUMP SEAL DRAIN | 01 22 68 |
| 26-37 | FUSELAGE DRAINS | (R) 02 21 68 |
| 26-38 | INSPECTION OF WING FAIRING ATTACH RIVETS | 05-24-68 |
| 26-39 | FREON SYSTEM PULLEY INSPECTION | (R) 06 27 68 |
| 26-40 | OPTIONAL REPLACEMENT VACUUM PUMP | (R) 01 16 69 |
| 26-41 | STABILITY AUGMENTER SWITCH SECURITY | 06 12 68 |
| 26-42 | HORIZONTAL STABILIZER AND ELEVATOR REWORK (WITH SUPPLEMENT A)..... | (R) 12 05 68 |
| 26-43 | GEAR DOOR EDGE STRAP | 10 04 68 |
| 26-44 | MODIFICATION OF ENGINE CONTROLS | (R) 01 29 69 |
| 26-45 | LANDING GEAR STRUT CAP RETAINING RING KEEPER..... | (R) 01 16 69 |
| 26-46 | MODIFICATION OF CONTINUOUS FAN CIRCUIT | 12 23 68 |
| 26-47 | DEICER SYSTEM CIRCUIT MODIFICATION (WITH SUPPLEMENT A, REVISION A)..... | (R) 02 05 69 |
| 26-48 | MODIFICATION FOR IMPROVED OIL TEMPERATURE CONTROL (WITH SUPPLEMENT A AND SUPPLEMENT B) | (R) 12 23 68 |
| 26-49 | INSPECTION AND COMPONENT REPLACEMENT CABIN PRESSURE DUCTS | (R) 01 10 69 |
| 26-50 | LANDING GEAR STRUT INFLATION | 12 24 68 |
| 26-51 | BLEED AIR FLOW RESTRICTOR..... | (R) 01 10 69 |
| 26-52 | PRESSURIZATION FLOW CONTROL SENSE LINE RESTRICTOR | 12 26 68 |
| 26-53 | DEICER SYSTEM AIR SAFETY VALVE | (R) 01 13 69 |
| 26-54 | MODIFICATION OF LANDING GEAR TORQUE TUBE DRIVE | 01 16 69 |
| 26-55 | ENGINE INLET HEAT (WITH SUPPLEMENT A)..... | 01 13 69 |
| 26-56 | OIL COOLER, AIR INLET HEAT (WITH SUPPLEMENT A)..... | 01 14 69 |
| 26-57 | WINDSHIELD CHANGE (WITH SUPPLEMENT A)..... | (R) 02 17 69 |
| 26-58 | ICING APPROVAL | 01 28 69 |
| 26-59 | MODIFICATION OF ENGINE CONTROLS | 04 25 69 |
| 26-60 | REPLACEMENT OF SERIES/PARALLEL RELAYS | 01 15 69 |
| 26-61 | INCREASE LANDING WEIGHT | 03 07 69 |
| 26-62 | REINFORCEMENT NACELLE BEAMS..... | 03 25 69 |
| 26-63 | REPLACEMENT OF LANDING GEAR TORQUE DRIVE SEALS | 04 25 69 |
| 26-64 | MODIFICATION BOTTOM DOOR SEAL ATTACHMENT | 03 07 69 |
| 26-65 | REPLACEMENT REVERSE SPRING PACK SUPPORT | 03 10 69 |
| 26-66 | TAIL CONE - DRAIN HOLE | (R) 03 27 69 |
| 26-67 | REPLACEMENT OF ENGINE BLEED AIR LINE AND BELLOWS | 04 25 69 |
| 26-68 | COCKPIT SIDE WINDOW REPLACEMENT | 04 28 69 |
| 26-69 | SUPERSEDED BY SERVICE LETTER 56-10-001 | |

TECHNICAL PUBLICATIONS INDEX

SA26 SERIES SERVICE LETTERS

INITIAL ISSUE 07 15 66

**[SERVICE INFORMATION INCLUDES BULLETINS, LETTERS, AND NOTES -
PN: 27-10054-025]**

| NUMBER | DESCRIPTION | DATE |
|--------------|--|--------------|
| 26-SL-001 | COCKPIT HEATED WINDSHIELD (PN 26-21126) DAMAGE REPORT | (R) 08 31 12 |
| 26-SL-002 | IMPROPER AILERON INSTALLATION | 06 08 12 |
| 26-SL-003 | INSPECT HONEYWELL PN 894568-2 FUEL LINE FOR DAMAGE | 08 29 13 |
| 26-SL-004 | NOT ISSUED | |
| 26-SL-005 | INSPECT HONEYWELL PN 894382-2/-5 ANTI-ICE TUBE FOR CRACKING AND DAMAGE | 09 29 14 |
| 26-SL-006 | CABIN ALTITUDE WARNING SYSTEM OPERATIONAL TEST | (R) 11 07 18 |
| 26-SL-007 | WINDSHIELD POST/LOWER SILL CORROSION | 08 14 18 |
| 26-SL-008 | UNAPPROVED BCP4W10 / BCP5W11 BEARING VENDOR PARTS | 08 06 19 |
| 26-SL-009 | ALTERNATE POLYURETHANE ANTENNA GASKET | 03 20 19 |
| 26-SL-010 | CHANGE OF NAME OF DESIGN APPROVAL HOLDER..... | 10 27 23 |
| 26-SL-011 | POTENTIAL 5G INTERFERENCE OF RADIO ALTIMETERS ON AIRPLANES..... | 07 07 25 |
| | | |
| 00-00-039 | NOT ISSUED | |
| 00-00-043 | NOT ISSUED | |
| 21-00-030 | REPLACEMENT AIR CONDITIONER MOTOR - LEAR SIEGLER..... | 06 10 70 |
| 21-00-031 | NOT ISSUED | |
| 21-00-041 | REPLACEMENT AIR CONDITIONER MOTOR - MODIFIED EASTMAN..... | (R) 03 06 79 |
| 21-40-024 | WRAPPING BLEED AIR LINES AND CONTROL CABLES IN WING LEADING EDGE | (R) 03 06 79 |
| 21-50-005 | MODIFICATION OF FREON SYSTEM..... | 08 04 69 |
| 21-50-008 | FREON COMPRESSOR CASE COVER LEAKAGE | 09 07 69 |
| 21-50-034 | GROUND FOR EASTMAN AIR CONDITIONER MOTOR..... | 06 15 70 |
| 24-00-028 | SOLID STATE VOLTAGE REGULATOR..... | 05 01 70 |
| 24-00-036 | NEW CARBON PILE VOLTAGE REGULATOR | 06 17 70 |
| 24-30-044 | GENERATOR VOLT-AMMETER REPLACEMENT..... | 02 09 73 |
| 26-20-012 | NOT ISSUED | |
| 26-27-00-045 | INSPECTION OF PRIMARY FLIGHT CONTROL CABLE TERMINALS FOR CRACKS/PITTING CORROSION | 05 29 01 |
| 27-50-004 | INSPECTION OF FLAP POSITION TRANSMITTER ARM..... | 07 22 69 |
| 27-50-032 | REPLACEMENT OF FLAP LIMIT SWITCHES | 06 10 70 |
| 28-20-002 | REPLACEMENT AND RELOCATION OF FUEL BOOST PUMP HOSES AND INSTALLATION OF DOUBLER PLATES, FUEL BOOST PUMP MOUNTS..... | 08 04 69 |
| 28-20-006 | DELETED | |
| 28-20-020 | IMPROVED FUEL BOOST PUMP (WET CARBON BEARING)..... | 12 15 69 |
| 30-00-010 | ICING APPROVAL | 12 16 69 |
| 30-10-011 | INSTALLATION OF AIR SAFETY VALVE | 10 21 69 |
| 30-10-016 | SURFACE DEICER BOOT CIRCUIT MODIFICATION | 11 05 69 |
| 30-20-015 | INTAKE HEAT MODIFICATION | 11 05 69 |
| 30-30-017 | PITOT HEAT CIRCUIT MODIFICATION | 11 05 69 |
| 30-40-003 | CONVERSION OF WINDSHIELD WIPER BLADE INSTALLATION..... | 06 02 69 |
| 30-40-014 | WINDSHIELD CHANGE | 11 05 69 |
| 30-60-018 | PROPELLER DEICER CIRCUIT MODIFICATION | 11 05 69 |
| 32-20-021 | NOSE STRUT SERVICE PORT, ACCESSIBILITY | 02 03 70 |
| 32-20-037 | LANDING GEAR LIMIT SWITCH REPLACEMENT (SUPPLEMENT 1)..... | (R) 01 23 75 |
| 32-30-025 | NOSE GEAR STEERING | 04 24 70 |
| 32-30-029 | IMPROVED MAIN LANDING GEAR ACTUATOR | (R) 03 06 79 |
| 32-40-023 | PRESSURIZED BRAKE RESERVOIR | 04 28 70 |
| 32-40-042 | INCREASE IN NOSE WHEEL TIRE PRESSURE | (R) 03 06 79 |
| 34-10-027 | PITOT AND STATIC SYSTEM IMPROVEMENT | 07 17 70 |
| 52-10-013 | INSTALLATION OF BUNGEE ASSEMBLY ON CABIN DOOR KIT | (R) 03 06 79 |
| 52-80-022 | REPAIR OF FIBERGLASS MAIN LANDING GEAR DOOR | (R) 03 06 79 |
| 53-20-036 | NOT ISSUED | |
| 54-30-038 | REPLACEMENT OF LOWER COWL INNER PAN | (R) 03 06 79 |



Ontic Engineering and Manufacturing, Inc

TECHNICAL PUBLICATIONS INDEX

| NUMBER | DESCRIPTION | DATE |
|---------------|---|--------------|
| 54-50-033 | LOOSE RIVETS IN FORWARD EDGE OF ENGINE TURTLE BACK | 09 28 70 |
| 55-20-009 | REMOVAL AND INSTALLATION OF ELEVATOR ASSEMBLIES | 10 15 69 |
| 56-10-001 | INSTALLATION OF COCKPIT INNER SIDE WINDOWS (SUPERSEDES SB 26-69) | 06 15 69 |
| 56-10-026 | CENTER WINDSHIELD DE-FOG KIT | 06 01 70 |
| 75-20-007 | MODIFICATION OF BATTERY VENT SYSTEM..... | 09 30 69 |
| 77-00-019 | PRESSURE INDICATORS, INSTALLATION OF RESTRICTOR ASSEMBLIES | 01 22 79 |
| 80-10-040 | START CIRCUIT MODIFICATION | (R) 03 06 79 |

TECHNICAL PUBLICATIONS INDEX

SA26 SERIES SERVICE NOTES

INITIAL ISSUE 07 15 66

**[SERVICE INFORMATION INCLUDES BULLETINS, LETTERS, AND NOTES -
PN: 27-10054-025]**

| NUMBER | DESCRIPTION | DATE |
|--------|--|----------|
| 001 | PROP BLADE COVERS | 11 10 69 |
| 002 | ACCESS PANEL TO SPEED SWITCHES | 12 24 69 |
| 003 | EMERGENCY ENTRANCE TO CABIN | 12 24 69 |
| 004 | ADJUSTMENT OF NOSE GEAR STEERING SWITCHES | 03 25 70 |
| 005 | VENDOR ITEM SERVICE INFORMATION | 03 25 70 |
| 006 | MAIN ENTRANCE DOOR SNUBBERS..... | 08 27 70 |
| 007 | CABIN DOOR (WITH SUPPLEMENT NO. 1)..... | 05 20 70 |
| 008 | PROCEDURES FOR FUEL QUANTITY CALIBRATION | 05 20 70 |
| 009 | NOT ISSUED | 00 00 00 |
| 010 | NOSE STEERING OPERATION..... | 05 27 70 |
| 011 | FLAP SYSTEM SERVICE INFORMATION..... | 05 27 70 |
| 012 | FREON AIR CONDITIONING SYSTEM (WITH ATTACHMENT NO. 1)..... | 05 20 70 |
| 013 | PRESSURIZATION SYSTEM OPERATING TECHNIQUE AND TROUBLESHOOTING | 05 20 70 |
| 013A | PRESSURIZATION SYSTEM OPERATING TECHNIQUE AND TROUBLESHOOTING | 03 10 71 |
| 014 | TPE 331 ENGINE OPERATING INFORMATION | 05 27 70 |
| 015 | LUBRICATION OF STARTER/GENERATOR DRIVE SPLINE WITH SUPPLEMENT NO. 1..... | 10 27 70 |
| 016 | PROPELLER LUBRICATION..... | 05 27 70 |
| 017 | START CIRCUIT TROUBLESHOOTING | 05 27 70 |
| 018 | VENDOR ITEM SERVICE INFORMATION ON THE WOODWARD GOVERNOR CO. | 06 15 70 |
| 019 | AIRCRAFT SERVICE INFORMATION..... | 06 15 70 |
| 020 | VENDOR SERVICE INFORMATION - PROPELLERS | 06 19 70 |
| 021 | PT6A ENGINE SERVICE INFORMATION | 08 06 70 |
| 022 | VENDOR SERVICE INFORMATION - PT6 ENGINE | 08 06 70 |
| 023 | AIRCRAFT FUEL CONTROL AND SERVICE INFORMATION..... | 08 11 70 |
| 024 | INSTALLATION OF COFFEE DRAIN | 08 27 70 |
| 025 | MERLIN II GENERATOR CONTROL CIRCUIT | 00 00 00 |
| 026 | VENDOR SERVICE INFORMATION - PT6 ENGINE | 00 00 00 |
| 027 | ENGINE STARTING PROCEDURES | 00 00 00 |
| 028 | NOSE GEAR STEERING PARTS AVAILABILITY | 00 00 00 |
| 029 | SERVICE INFORMATION - TPE331 ENGINE..... | 00 00 00 |
| 030 | VENDOR SERVICE INFORMATION - HARTZELL PROPELLER | 00 00 00 |
| 031 | VENDOR SERVICE INFORMATION - TPE331 ENGINE | 03 12 71 |
| 032 | INSPECTION OF LANDING GEAR LIMIT SWITCH ACTUATOR ASSEMBLY | 03 29 71 |
| 033 | RESCINDED | 00 00 00 |
| 034 | NOT ISSUED | 00 00 00 |
| 035 | REMOVAL OF LANDING GEAR TORQUE TUBE GEAR BOX | 05 22 72 |
| 036 | OPTIONAL REPLACEMENT OF LANDING GEAR POSITION SWITCHES | 07 15 72 |
| 037 | INSPECTION OF ELEVATOR COUNTERWEIGHTS | 07 27 72 |
| 038 | NOSE STEERING COMPONENT INSTALLATION | 08 16 72 |
| 039 | AIR CONDITIONING SYSTEM MAINTENANCE..... | 01 18 73 |
| 040 | MISMATCHED BATTERY INSTALLATION | 05 11 73 |
| 041 | WOODWARD SERVICE BULLETIN 33550..... | 05 21 73 |
| 042 | B.F. GOODRICH SERVICE BULLETIN NO. E 71 40B | 06 25 73 |
| 043 | CLEANING AND LUBRICATION OF LANDING GEAR | 08 27 73 |
| | EMERGENCY ACTUATING SYSTEM | |
| 044 | HARTZELL PROPELLER BULLETIN NO. 105..... | 05 05 74 |
| 045 | COMPLIANCE WITH EPA FUEL VENTING REQUIREMENTS | 11-18 74 |
| 046 | HARTZELL PROPELLER SERVICE LETTER NO. 90 AND HARTZELL..... | 02 12 75 |
| | PROPELLER BULLETIN NO. 109 SUP 1 SUPPLEMENT | |
| | HARTZELL SERVICE LETTER NO. 90 08 21 75 | |
| 047 | GROUND RUNNING OF ENGINES WITH E.P.A. FUEL PURGE KITS INSTALLED | 02 26 75 |
| 048 | MANUAL GROUND OR IN-FLIGHT SHUT-DOWN OF ENGINES | 07 28 75 |
| | WITH E.P.A. FUEL PURGE KITS INSTALLED | |
| 049 | CONVERSION OF PN 38D84 MASS FLOW CONTROL VALVES TO PN F38D84 | 09 09 75 |

TECHNICAL PUBLICATIONS INDEX

| NUMBER | DESCRIPTION | DATE |
|-----------|--|--------------|
| 050 | OPTIONAL MODIFICATION TO LOWER CONNECTING ROD-LANDING GEAR EMERGENCY EXTENSION SYSTEM | 10 07 75 |
| 051 | BENDIX SERVICE BULLETINS NO. 87 AND 91 | 11 12 75 |
| 052 | INSPECTION OF COCKPIT FLOORING | 04 22 76 |
| 053 | INSPECTION OF ELEVATOR HINGE BEARINGS..... | 06 01 76 |
| 054 | PROPELLER DEICE BRUSH BLOCK REPLACEMENT | 10 15 78 |
| 055 | INSPECTION OF LANDING GEAR ACTUATOR CLEVIS..... | 02 02 81 |
| 056 | NEW HEAVY DUTY TACHOMETER GENERATOR..... | 02 10 81 |
| 057 | BACKGROUND INFORMATION ON LOWER FORWARD WING ATTACH FITTINGS PN 50-110057 AND 50-110097 | 05 28 82 |
| 058 | CRITICAL PROPELLER BLADE INSPECTION | 04 12 83 |
| 26-SN-059 | RUDDER TORQUE TUBE WEAR LIMITS..... | 09 06 83 |
| 26-SN-060 | NOSE STEERING SWITCH REPLACEMENT | 10 06 87 |
| 26-SN-061 | RUDDER TRIM TAB ROD ASSEMBLY | 11 08 90 |
| 26-SN-062 | POSSIBLE INFLATION DEVICE FAILURE ON SAFRAN LIFERAFTS | 10 27 23 |
| 26-SN-063 | SAFETY RECALL OF SKYBLAZER II RED XLT AERIAL SIGNALS MADE BY ORION SAFETY PRODUCTS | (R) 01 26 26 |

TECHNICAL PUBLICATIONS INDEX

SA226 SERIES

SA226 TC, AT/227AC, AT CONFIGURATION DEVIATION LIST

DATED 04 04 89

[INCLUDED WITH APPLICABLE PAPER AFM / INCLUDED ON ELECTRONIC 27-10054-218]

| <u>REV. NO.</u> | <u>DESCRIPTION</u> | <u>DATE</u> |
|-----------------|--------------------|-------------|
|-----------------|--------------------|-------------|

MERLIN III/IIIA SA226-T FLIGHT MANUAL

REISSUE A DATED 06 28 76

[PNs: PAPER 27-10054-023 / ELECTRONIC 27-10054-218; INCLUDES ALL 226 AFMs]

| <u>REV. NO.</u> | <u>DESCRIPTION</u> | <u>DATE</u> |
|-----------------|--------------------|-------------|
|-----------------|--------------------|-------------|

| | | |
|------|---|----------|
| A-01 | ADD APP FUEL/OILS LISTS, INC. SUPL 12, CLARIF. Vx | 08 10 77 |
| A-02 | CHG ELECTRIC STEERING TO HYDRAULIC | 10 25 77 |
| A-03 | CHG ALT ENG NUM, ADD REF TO OIL SPEC, NEW RPM LIM..... | 12 14 78 |
| A-04 | CHG TO ADD WARNING TO SINGLE ENG BEST ANGLE/CLIMB | 12 19 78 |
| A-05 | PART 135 OPER W/FAA APP EQUIP LIST (MMEL) | 06 03 80 |
| A-06 | POWER LEVER LOCK OUT CHECK..... | 06 27 80 |
| A-07 | INSTRUMENT MARKINGS EMERGENCY PROCEDURES | 12 08 80 |
| A-08 | TEMPERATURE LIMITS..... | 03 05 81 |
| A-09 | TAXI, STOPPING ENGINES..... | 06 08 81 |
| A-10 | NOSE WHEEL STEERING - RESTRICTED USE | 07 14 81 |
| A-11 | AUTO IGNITION SYSTEM (IF INSTALLED) | 10 19 81 |
| A-12 | FLIGHT IN ICING CONDITIONS | 12 18 81 |
| A-13 | NOSE WHEEL STEERING | 01 14 82 |
| A-14 | GEAR UP LANDINGS..... | 01 28 82 |
| A-15 | ADDED NOTES TO LANDING GEAR EMERGENCY EXTENSION | 09 13 84 |
| A-16 | ADDS BLEED AIR & NOTE TO ENG FAILURE PROCEDURE | 04 15 85 |
| A-17 | ICE PROTECTION EQUIPMENT | 10 30 85 |
| A-18 | CHANGE COLD WEATHER OPERATIONS INFO | 10 23 91 |
| A-19 | CHANGED BATTERY OVERHEAT WARNING SYSTEM AND ADDED CURRENT LIMITER CHECK..... | 03 29 94 |
| A-20 | REVISED SECTIONS II AND III..... | 09 14 95 |
| A-21 | REVISED SECTIONS i, I, II, AND III..... | 10 16 97 |
| A-22 | REVISED SECTIONS i AND III..... | 05 11 99 |
| A-23 | ADDED OUT-OF-TRIM WARNING INFO TO SECTIONS 2 AND 3 | 04 28 00 |
| A-24 | ADDED PNEUMATIC DEICING BOOTS SYSTEM INFO TO COMPLY WITH AD 2000-06-04 | 06 02 00 |
| A-25 | ADDED TWO DOT CAUTION TO AFTER LANDING | 11 29 05 |
| A-26 | ADDED FUEL BALANCING TO SECTIONS 1 AND 2 | 12 07 07 |
| A-27 | REVISED SECTION III | 05 28 08 |
| A-28 | REVISED SECTIONS i AND I (ENGINE STARTER DUTY CYCLES)..... | 01 31 13 |
| A-29 | REVISED SECTIONS i AND III..... | 11 14 14 |
| A-30 | REVISED SECTION III TO ADD L/R LOW OIL PRESSURE WARNING LIGHT PROCEDURE | 07 27 20 |

MERLIN III/IIIA SA226-T FLIGHT MANUAL SECTION V

DATED 06 28 76

| <u>REV. NO.</u> | <u>DESCRIPTION</u> | <u>DATE</u> |
|-----------------|--------------------|-------------|
|-----------------|--------------------|-------------|

| | | |
|----|--|----------|
| 01 | ADD MERLIN III CONFIGURATION "E" INFORMATION | 05 01 77 |
| 02 | CHANGE TO STANDARD CONFIGURATION, CLUB SEATING | 08 10 77 |
| 03 | EQUIPMENT LIST ADDITIONS | 12 19 77 |
| 04 | ADDITION OF LIST OF REVISIONS PAGES..... | 11 15 83 |
| 05 | CORRECTED NOSE AND WING JACK PADS INCHES/ARM..... | 11 29 05 |



Ontic Engineering and Manufacturing, Inc

TECHNICAL PUBLICATIONS INDEX

MERLIN III/IIIA SA226-T FLIGHT MANUAL SECTION VI

DATED 06 28 76

| <u>REV. NO.</u> | <u>DESCRIPTION</u> | <u>DATE</u> |
|-----------------|--|-------------|
| 01 | CHANGE TO STALL SPEED AND MAX CRUISE POWER..... | 08 10 77 |
| 02 | APP ENG OILS, OPER WITH WATER OR ICE ON RUNWAY..... | 12 14 78 |
| 03 | EXTERNAL POWER SWITCH | 12 21 79 |
| 04 | ENG FLAMEOUT DUE TO ICE SHEDDING FROM SPINNERS | 02 25 81 |
| 05 | ADDITION OF LIST OF REVISIONS PAGES..... | 11 15 83 |
| 06 | NOISE CONTROL, LIST OF APPROVED ENGINE OILS | 11 30 84 |
| 07 | REVISED DATA | 09 14 95 |

MERLIN III/IIIA, SA226-T FLIGHT MANUAL SUPPLEMENTS

| <u>SUP/REV</u> | <u>DESCRIPTION</u> | <u>DATE</u> |
|----------------|---|--------------|
| SUP 01 | DUAL SPERRY STAR FLIGHT DETECTOR (WAS SUP A) | 06 28 76 |
| SUP 02 | LOW PRESSURE LANDING GEAR MODIFICATION (WAS SUP 1) | 06 28 76 |
| SUP 03 | COLLINS WXR-80 WEATHER RADAR (WAS SUP 2) | 06 28 76 |
| SUP 04 | BONZER TRN-70 RADAR ALTIMETER (WAS SUP 3) | 06 28 76 |
| SUP 05 | SPERRY STARS IVB FLIGHT DIRECTOR SYS (WAS SUP 4) | 06 28 76 |
| SUP 06 | RCA AVQ-55 WEATHER RADAR (WAS SUP 5) | 06 28 76 |
| SUP 07 | BONZER TRN-71 RADAR ALTIMETER (WAS SUP 6) | 06 28 76 |
| SUP 08 | OIL PRESSURE AND PITOT HEAT LIMITS (WAS SUP 10) | 06 28 76 |
| SUP 09 | MASTER WARNING LIGHTS (WAS SUP 16)..... | 06 28 76 |
| SUP 10 | LOW PRESSURE TIRES (WAS SUP 21)..... | 06 28 76 |
| SUP 11 | DUAL CAMERA PROVISIONS | (R) 03 22 78 |
| SUP 12 | DELETED (INCORPORATED INTO BASIC MANUAL) | 08 10 77 |
| SUP 13 | INDEPENDENT PITOT HEAT CONTROL | 06 28 77 |
| SUP 14 | ALCOHOL-WATER INJECTION SYSTEM | 07 20 77 |
| SUP 15 | SINGLE CAMERA PROVISIONS | 04 20 78 |
| SUP 16 | SPEED LEVER NOSE WHEEL STEERING SWITCH..... | 06 08 79 |
| SUP 17 | OPERATION WITH SPADE DOORS REMOVED..... | 01 11 82 |
| UN | COCKPIT VOICE RECORDER (IF INSTALLED PER SB 226-23-001)..... | 01 09 92 |
| UN | AUTO/CONT IGNITION SYSTEM (WHEN INSTALLED PER FAIRCHILD AIRCRAFT DRAWING 27K82087) | 02 24 00 |
| REV 01 | REVISED PAGES 2, 3, AND 7..... | 09 06 01 |
| REV 02 | REVISED PAGES 2 AND 5..... | 12 12 02 |
| UN | PITOT HEAT INDICATION IF INSTALLED PER M7 AEROSPACE DRAWING 27K14063-009 | 03 05 08 |

MERLIN IIIB SA226-T(B) FLIGHT MANUAL

REISSUE B DATED 11 02 79

[PNs: PAPER 27-10054-021 / ELECTRONIC 27-10054-218; INCLUDES ALL 226 AFMs]

| <u>REV. NO.</u> | <u>DESCRIPTION</u> | <u>DATE</u> |
|-----------------|---|-------------|
| B-01 | ADD REVERSE THRUST FOR IMPR GROUND MANEUVERABILITY..... | 03 13 80 |
| B-02 | ZERO FUEL WEIGHT..... | 04 09 80 |
| B-03 | CORR VFE SPEEDS, AIRESEARCH #, LOAD FACTORS, MMEL..... | 06 03 80 |
| B-04 | POWER LEVER LOCKOUT CHECK..... | 07 17 80 |
| B-05 | ENGINE GROUND START W/HIGH ET, ENG MAN. GRND. PROC..... | 10 24 80 |
| B-06 | AIRSPED LIMIT, INSTR MARKINGS, FIRE GROUND/FLIGHT | 03 12 81 |
| B-07 | TEMPERATURE LIMITS..... | 03 12 81 |
| B-08 | TAXI, STOPPING ENGINES..... | 06 08 81 |
| B-09 | NOSE WHEEL STEERING - RESTRICTED USE | 07 14 81 |
| B-10 | AUTO/CONT IGNITION SYSTEM (IF INSTALLED) | 10 19 81 |
| B-11 | FLIGHT IN ICING CONDITIONS | 12 18 81 |
| B-12 | NOSE WHEEL STEERING..... | 01 14 82 |
| B-13 | GEAR UP LANDINGS..... | 01 28 82 |
| B-14 | INCREASE MAX FWD BAG CMPT LOADING..... | 02 03 83 |
| B-15 | ADD ENGINE -511G & -512G..... | 06 21 83 |
| B-16 | ADDED NOTES TO LANDING GEAR EMERGENCY EXTENSION | 09 13 84 |



Ontic Engineering and Manufacturing, Inc

TECHNICAL PUBLICATIONS INDEX

| <u>REV. NO.</u> | <u>DESCRIPTION</u> | <u>DATE</u> |
|-----------------|---|-------------|
| B-17 | ADDS BLEED AIR & NOTE TO ENG FAILURE PROCEDURES | 04 15 85 |
| B-18 | ICE PROTECTION EQUIPMENT | 10 30 85 |
| B-19 | CHANGED BATTERY OVERHEAT WARNING SYSTEM AND ADDED CURRENT LIMITER CHECK..... | 03 29 94 |
| B-20 | REVISED COVER, SECTIONS 3 AND 4..... | 09 14 95 |
| B-21 | REVISED SECTIONS i, 2, 3A, AND 4 | 10 16 97 |
| B-22 | REVISED SECTIONS i AND 3..... | 05 11 99 |
| B-23 | ADDED OUT-OF-TRIM WARNING INFO TO SECTIONS 3 AND 4 | 04 28 00 |
| B-24 | ADDED PNEUMATIC DEICING BOOTS SYSTEM INFO TO COMPLY WITH AD 2000-06-04 | 06 02 00 |
| B-25 | ADDED TWO DOT CAUTION TO AFTER LANDING | 11 29 05 |
| B-26 | ADDED FUEL BALANCING TO SECTIONS 2 AND 3A..... | 12 07 07 |
| B-27 | REVISED SECTION 3 | 05 28 08 |
| B-28 | REVISED SECTIONS i, 1, AND 2..... | 09 03 13 |
| B-29 | REVISED SECTIONS i AND 3..... | 11 14 14 |
| B-30 | REVISED SECTION III TO ADD L/R LOW OIL PRESSURE WARNING LIGHT PROCEDURE | 07 27 20 |

MERLIN IIIB SA226-T(B) FLIGHT MANUAL SECTION 6

DATED 11 02 79

| <u>REV. NO.</u> | <u>DESCRIPTION</u> | <u>DATE</u> |
|-----------------|---|-------------|
| 01 | ADDED -502G ENGINE..... | 03 13 80 |
| 02 | CHANGE TO WEIGHT & MOMENT ENVELOPE..... | 04 09 80 |
| 03 | CHANGE TO EQUIPMENT LIST | 10 27 80 |
| 04 | MAX CAPACITY OF NOSE BAGGAGE COMPARTMENT..... | 02 03 83 |
| 05 | ADDITION OF LOG OF REVISIONS PAGES..... | 11 15 83 |
| 06 | CORRECTED NOSE AND WING JACK PADS INCHES/ARM..... | 11 29 05 |

MERLIN IIIB SA226-T(B) FLIGHT MANUAL SECTION 7

DATED 11 02 79

| <u>REV. NO.</u> | <u>DESCRIPTION</u> | <u>DATE</u> |
|-----------------|---|-------------|
| 01 | ADDED -502G ENGINE..... | 03 13 80 |
| 02 | REVERSE TAXI OPERATIONS | 04 16 80 |
| 03 | CHANGE TO FUEL CROSSOVER, SYSTEM, & JET PUMP..... | 06 03 80 |
| 04 | ENG GROUND START WITH HIGH RESIDUAL ET | 10 24 80 |
| 05 | ENG FLAMEOUT DUE TO ICE SHEDDING FROM PROP SPINNER..... | 02 25 81 |
| 06 | ADDITION OF LOG OF REVISIONS PAGES..... | 11 15 83 |
| 07 | APPROVED ENGINE OILS, NOISE CONTROL, WET SNOW OPS..... | 11 30 84 |
| 08 | GUST LOCK BELT..... | 01 01 86 |
| 09 | REVISED DATA | 09 14 95 |
| 10 | REVISED DATA | 05 11 99 |
| 11 | ADDED ALTERNATE RUDDER GUST LOCK..... | 11 06 03 |

MERLIN IIIB SA226-T(B) FLIGHT MANUAL SECTION 8

DATED 11 02 79

| <u>REV. NO.</u> | <u>DESCRIPTION</u> | <u>DATE</u> |
|-----------------|--------------------|-------------|
|-----------------|--------------------|-------------|

MERLIN IIIB SA226-T(B) FLIGHT MANUAL SUPPLEMENTS

| <u>SUP/REV</u> | <u>DESCRIPTION</u> | <u>DATE</u> |
|----------------|---|--------------|
| SUP 01 | ANTI-SKID BRAKES..... | (R) 11 02 79 |
| SUP 02 | SPEED LEVER NOSE WHEEL STEERING SWITCH..... | 04 26 79 |
| REV 01 | CHANGES IN TEST PROCEDURES | 10 23 80 |
| SUP 03 | CONTINUOUS ALCOHOL-WATER INJECTION (CAWI) SYSTEM..... | 08 08 79 |
| REV 01 | MINOR CHANGES TO PERFORMANCE CHARTS..... | 11 02 79 |
| REV 02 | CHANGE POWER AND ET SETTINGS | 10 23 80 |
| REV 03 | REVISED AWI FLUID MIX AND ADD LIST OF REVISION..... | 12 29 86 |
| SUP 04 | FUEL QUANTITY PLACARDS..... | 06 05 80 |



Ontic Engineering and Manufacturing, Inc

TECHNICAL PUBLICATIONS INDEX

| <u>REV. NO.</u> | <u>DESCRIPTION</u> | <u>DATE</u> |
|-----------------|---|-------------|
| SUP 05 | 14,000 POUND TAKEOFF GROSS WEIGHT RESTRICTION CAT | 07 29 80 |
| SUP 06 | HARTZELL LT10576B PROPELLERS..... | 11 18 80 |
| SUP 07 | OPERATION WITH SPADE DOORS REMOVED..... | 01 11 82 |
| SUP 08 | COCKPIT VOICE RECORDER (IF INSTALLED PER SB 226-23-001)..... | 01 03 92 |
| SUP 09 | AUTO/CONT IGNITION SYSTEM (WHEN INSTALLED PER FAIRCHILD AIRCRAFT DRAWING 27K82087) | 02 24 00 |
| REV 01 | REVISED PAGES 2 AND 7 | 12 12 02 |
| UN | PITOT HEAT INDICATION IF INSTALLED PER M7 AEROSPACE DRAWING 27K14063-009 | 03 05 08 |

MERLIN IV/IVA SA226-AT FLIGHT MANUAL

REISSUE B DATED 05 06 77

[PNs: PAPER 27-10054-025 / ELECTRONIC 27-10054-218; INCLUDES ALL 226 AFMs]

| <u>REV. NO.</u> | <u>DESCRIPTION</u> | <u>DATE</u> |
|-----------------|---|-------------|
| B-01 | PROVIDES FOR STANDARDIZED ITT GAUGE | 08 10 77 |
| B-02 | CHANGE ELECTRIC STEERING TO HYDRAULIC..... | 10 25 77 |
| B-03 | CHANGE FUEL QUANT LIMIT. & OVERSPEED GOVN LIMIT | 04 11 78 |
| B-04 | REVISED TO SHOW IMPROVED LANDING DISTANCES..... | 11 14 78 |
| B-05 | REVISED TO SHOW ALT. ENGINE NUM./ADD REF TO OIL SPEC | 12 14 78 |
| B-06 | CHANGE CRSFLW VAL CLOSED TO/LANDING-ADD LIGHT | 02 09 79 |
| B-07 | PART 135 OPTS W/FAA APP EQUIP LIST (MMEL)..... | 06 03 80 |
| B-08 | POWER LEVER LOCK OUT CHECK..... | 07 17 80 |
| B-09 | INSTRUMENT MARKINGS & EMERGENCY PROCEDURES | 12 08 80 |
| B-10 | TEMPERATURE LIMITS..... | 03 05 81 |
| B-11 | TAXI, STOPPING ENGINES..... | 06 03 81 |
| B-12 | NOSE WHEEL STEERING - RESTRICTED USE | 07 14 81 |
| B-13 | AUTO IGNITION SYSTEM (IF INSTALLED) | 10 19 81 |
| B-14 | FLIGHT IN ICING CONDITIONS | 12 18 81 |
| B-15 | NOSE WHEEL STEERING..... | 01 14 82 |
| B-16 | GEAR UP LANDINGS..... | 01 28 82 |
| B-17 | NOSE WHEEL STEERING, OXYGEN FLOW, & ENG FIRE SYS..... | 04 20 84 |
| B-18 | ADD NOTES TO LANDING GEAR EMERGENCY EXTENSION | 09 13 84 |
| B-19 | ADDS BLEED AIR & NOTE TO ENG FAILURE PROCEDURES | 04 15 85 |
| B-20 | ICE PROTECTION EQUIPMENT | 10 30 85 |
| B-21 | CHANGE COLD WEATHER OPERATIONS INFORMATION..... | 10 23 91 |
| B-22 | CHANGED BATTERY OVERHEAT WARNING SYSTEM AND ADDED CURRENT LIMITER CHECK..... | 03 29 94 |
| B-23 | REVISED SECTIONS 2 AND 3..... | 09 14 95 |
| B-24 | REVISED SECTIONS i, I, II, AND III..... | 10 16 97 |
| B-25 | REVISED SECTIONS i AND III..... | 05 11 99 |
| B-26 | REVISED SECTIONS i AND II..... | 02 03 00 |
| B-27 | ADDED OUT-OF-TRIM WARNING INFO TO SECTIONS 2 AND 3 | 04 28 00 |
| B-28 | ADDED PNEUMATIC DEICING BOOTS SYSTEM INFO TO COMPLY WITH AD 2000-06-04 | 06 02 00 |
| B-29 | ADDED TWO DOT CAUTION TO AFTER LANDING | 11 29 05 |
| B-30 | ADDED FUEL BALANCING TO SECTIONS 1 AND 2 | 12 07 07 |
| B-31 | REVISED SECTION III | 05 28 08 |
| B-32 | REVISED SECTIONS i AND I (ENGINE STARTER DUTY CYCLES)..... | 01 31 13 |
| B-33 | REVISED SECTIONS i AND III..... | 11 14 14 |
| B-34 | REVISED SECTION III TO ADD L/R LOW OIL PRESSURE WARNING LIGHT PROCEDURE | 07 27 20 |

MERLIN IV/IVA SA226-AT FLIGHT MANUAL SECTION V

DATED 05 06 77

| <u>REV. NO.</u> | <u>DESCRIPTION</u> | <u>DATE</u> |
|-----------------|---|-------------|
| 01 | CHANGE TO EQUIP LIST & WT LIMIT TO TIE DOWN RINGS | 12 19 77 |
| 02 | ADDS FUEL INFO TO CHART AND FUEL MOVEMENT TABLE | 04 11 78 |
| 03 | ALLOWABLE WT THAT MAY BE TIED TO EA FLOOR FITTING..... | 04 02 82 |
| 04 | ADDITION OF LIST OF REVISIONS PAGES..... | 11 15 83 |
| 05 | CORRECTED LIST OF EFFECTIVE PAGES..... | 08 23 01 |
| 06 | CORRECTED NOSE AND WING JACK PADS INCHES/ARM..... | 11 29 05 |

TECHNICAL PUBLICATIONS INDEX

MERLIN IV/IVA SA226-AT FLIGHT MANUAL SECTION VI

DATED 05 06 77

| <u>REV. NO.</u> | <u>DESCRIPTION</u> | <u>DATE</u> |
|-----------------|---|-------------|
| 01 | CHANGE TO CONDITIONS OF MINIMUM CONTROL SPEED | 04 11 78 |
| 02 | APP ENG OILS, OPER WITH WATER OR ICE ON RUNWAY | 12 14 78 |
| 03 | CHANGE % RPM GROUND STARTS HIGH ITT, HYDROPLANING | 07 20 79 |
| 04 | ENG FLAMEOUT DUE TO ICE SHEDDING FROM PROP SPINNER..... | 02 25 81 |
| 05 | ADDITION OF LIST OF REVISIONS PAGES..... | 11 15 83 |
| 06 | NOISE CONTROL, LIST OF APPROVED ENGINE OILS | 11 30 84 |
| 07 | REVISED DATA | 09 14 95 |

MERLIN IV/IVA SA226-AT FLIGHT MANUAL SUPPLEMENTS

| <u>REV. NO.</u> | <u>DESCRIPTION</u> | <u>DATE</u> |
|-----------------|---|--------------|
| SUP 01 | BENDIX MODEL M-4C FLIGHT CONTROL SYSTEM | 05 06 77 |
| SUP 02 | SPERRY STARS IVB FLIGHT DIRECTOR SYS (WAS SUP 3) | 05 06 77 |
| SUP 03 | KING RADIO CORPORATION KNC 610 AREA NAVIGATION | 05 06 77 |
| SUP 04 | RCA AVQ-21 WEATHER RADAR (WAS SUP 5) | 05 06 77 |
| SUP 05 | BONZER TRU-71 RADAR ALTIMETER (WAS SUP 6) | 05 06 77 |
| SUP 06 | OIL PRESSURE AND PITOT HEAT LIMITS (WAS SUP 12) | 05 06 77 |
| SUP 07 | MASTER WARNING LIGHTS (WAS SUP 17) | 05 06 77 |
| SUP 08 | LOW PRESSURE MAIN GEAR TIRES (WAS SUP 21)..... | 05 06 77 |
| SUP 09 | ALCOHOL-WATER INJECTION (AWI) SYSTEM (WAS SUP 22) | 05 06 77 |
| SUP 10 | EMERGENCY/CONTINUOUS AWI SYSTEM (WAS SUP 23)..... | 05 06 77 |
| SUP 11 | STANDBY ROCKET ENGINE (WAS SUP 25)..... | (R) 12 20 83 |
| SUP 12 | INDEPENDENT PITOT HEAT CONTROL | 06 28 77 |
| SUP 13 | SPEED LEVER NOSE WHEEL STEERING SWITCH..... | 04 26 79 |
| SUP 14 | FLYOVER SOUND LEVEL COMPLIANCE..... | (R) 09 29 80 |
| SUP 15 | OPERATION WITH SPADE DOORS REMOVED..... | 01 11 82 |
| SUP 16 | CONRAC SAS | 12 08 82 |
| REV 01 | NUMBERED, RENAMED, REPRINTED AND REISSUED | 12 07 88 |
| UN | COCKPIT VOICE RECORDER (IF INSTALLED PER SB 226-23-001)..... | 01 03 92 |
| UN | ALLIEDSIGNAL AEROSPACE MK-VI GROUND PROXIMITY WARNING SYSTEM (GPWS) (IF INSTALLED PER FAIRCHILD AIRCRAFT DRAWING NUMBER 27-88105)..... | (R) 05 07 96 |
| UN | BENDIX/KING CAS TCAS I TRAFFIC ALERT AND COLLISION AVOIDANCE SYSTEM (IF INSTALLED PER FAIRCHILD AIRCRAFT DRAWING 27-88107, SB 226-23-002, SB 227-23-004, OR SB CC7-23-002)..... | 04 13 94 |
| UN | EMERGENCY LOCATOR TRANSMITTER (ELT) (WHEN INSTALLED PER FAIRCHILD AIRCRAFT DRAWING 27K82795)..... | 11 26 99 |
| REV 01 | CORRECTED SECOND FREQUENCY NUMBER FROM 234.0 TO 243.0 | 08 30 00 |
| UN | PITOT HEAT WARNING SYSTEM (WHEN INSTALLED PER FAIRCHILD AIRCRAFT DRAWING 27K14063) | 02 03 00 |
| UN | AUTO/CONT IGNITION SYSTEM (WHEN INSTALLED PER FAIRCHILD AIRCRAFT DRAWING 27K82087) | 02 24 00 |
| REV 01 | REVISED PAGES 2, 3, AND 7 | 09 06 01 |
| REV 02 | REVISED PAGES 2 AND 5 | 12 12 02 |
| UN | PITOT HEAT INDICATION IF INSTALLED PER M7 AEROSPACE DRAWING 27K14063-009 | 03 05 08 |

METRO II/IIA SA226-TC FLIGHT MANUAL

REISSUE A DATED 12 01 76

[PNs: PAPER 27-10054-027 / ELECTRONIC 27-10054-218; INCLUDES ALL 226 AFMs]

| <u>REV. NO.</u> | <u>DESCRIPTION</u> | <u>DATE</u> |
|-----------------|---|-------------|
| A-01 | GRADE 100LL AVIATION GASOLINE | 04 12 77 |
| A-02 | INCORPORATE SUP 14 AND 15, CLARIFY Vx..... | 08 10 77 |
| A-03 | CHANGE ELECTRICAL NOSE STEERING TO HYDRAULIC | 10 25 77 |
| A-04 | IMPROVED LANDING DISTANCE | 11 14 77 |
| A-05 | ALT ENGINE, OIL SPECS, RPM LIMITS, WATER SPECS..... | 12 14 78 |



Ontic Engineering and Manufacturing, Inc

TECHNICAL PUBLICATIONS INDEX

| REV. NO. | DESCRIPTION | DATE |
|----------|---|----------|
| A-06 | FUEL CROSSFLOW VALVE CLOSED ON TAKEOFF, LIGHT | 02 08 79 |
| A-07 | CORRECT INSTR MARKINGS WITH FAA APP MMEL, FUEL SYS | 06 03 80 |
| A-08 | POWER LEVER LOCK OUT CHECK..... | 07 17 80 |
| A-09 | INSTRUMENT MARKINGS & EMERGENCY PROCEDURES | 12 08 80 |
| A-10 | TEMPERATURE LIMITS..... | 12 09 80 |
| A-11 | FIRE EXTINGUISHERS..... | 12 09 80 |
| A-12 | TAXI, STOPPING ENGINES..... | 06 03 81 |
| A-13 | LANDING DISTANCE OVER 50 FOOT HEIGHT..... | 07 14 81 |
| A-14 | NOSE WHEEL STEERING-RESTRICTED USE | 07 14 81 |
| A-15 | AUTO IGNITION SYSTEM (IF INSTALLED) | 10 19 81 |
| A-16 | EXPANDED NOTES & REV PERFORMANCE CHARTS..... | 12 17 81 |
| A-17 | FLIGHT IN ICING CONDITIONS | 12 18 81 |
| A-18 | NOSE WHEEL STEERING..... | 01 14 82 |
| A-19 | GEAR UP LANDINGS..... | 01 28 82 |
| A-20 | REVISED PERFORMANCE CHARTS..... | 01 28 82 |
| A-21 | SETTING POWER FOR TAKEOFF AND MAXIMUM CONTINUOUS | 05 05 82 |
| A-22 | ADDED NOTE: REQ. ENGINE TORQUE BY 80 KNOTS..... | 06 09 82 |
| A-23 | ENGINE FAILURE NOTE ADDED TO PAGE III-2 | 07 14 82 |
| A-24 | NOTES CHANGES ON PAGE II-8..... | 11 15 82 |
| A-25 | NOSE WHEEL STEERING, OXYGEN FLOW, & ENG FIRE SYS..... | 04 20 84 |
| A-26 | ADDED NOTES TO LANDING GEAR EMERGENCY EXTENSION | 09 13 84 |
| A-27 | ADDS BLEED AIR & NOTE TO ENG FAILURE PROCEDURES | 04 15 85 |
| A-28 | ICE PROTECTION EQUIPMENT | 10 30 85 |
| A-29 | CHANGE COLD WEATHER OPERATION INFORMATION | 10 23 91 |
| A-30 | CHANGED BATTERY OVERHEAT WARNING SYSTEM AND ADDED CURRENT LIMITER CHECK..... | 03 29 94 |
| A-31 | REVISED SECTIONS II AND III..... | 09 14 95 |
| A-32 | REVISED SECTIONS I AND II..... | 11 21 95 |
| A-33 | REVISED SECTIONS i, I, II AND III..... | 10 16 97 |
| A-34 | REVISED SECTIONS i, 1, AND III..... | 06 11 99 |
| A-35 | REVISED SECTIONS i AND III..... | 08 17 99 |
| A-36 | REVISED SECTIONS i AND II..... | 02 03 00 |
| A-37 | ADDED OUT-OF-TRIM WARNING INFO TO SECTIONS 2 AND 3 | 04 28 00 |
| A-38 | ADDED PNEUMATIC DEICING BOOTS SYSTEM INFORMATION | 08 08 00 |
| A-39 | REVISED SECTIONS i, I, AND II..... | 07 06 01 |
| A-40 | ADDED TWO DOT CAUTION TO AFTER LANDING | 11 29 05 |
| A-41 | ADDED FUEL BALANCING TO SECTIONS 1 AND 2 | 12 07 07 |
| A-42 | REVISED SECTION III | 05 28 08 |
| A-43 | REVISED SECTIONS i AND III..... | 11 14 14 |
| A-44 | REVISED SECTION III TO ADD L/R LOW OIL PRESSURE WARNING LIGHT PROCEDURE | 07 27 20 |

METRO II/IIA SA226-TC FLIGHT MANUAL SECTION V

DATED 12 01 76

| REV. NO. | DESCRIPTION | DATE |
|----------|--|----------|
| 01 | EQUIP LIST & WEIGHT AND BALANCE CHANGE | 06 15 77 |
| 02 | EQUIPMENT LIST CHANGE | 08 10 77 |
| 03 | CHANGE ELECTRICAL NOSE STEERING TO HYDRAULIC | 12 19 77 |
| 04 | EQUIPMENT LIST CHANGE..... | 10 27 80 |
| 05 | EQUIPMENT LIST CHANGE..... | 04 14 81 |
| 06 | CHANGE TO LOADING INSTRUCTIONS..... | 03 25 82 |
| 07 | LOADING HIGH DENSITY INDUSTRIAL EQUIPMENT..... | 01 20 83 |
| 08 | ADD LIST OF REVISION PAGES..... | 11 15 83 |
| 09 | CORRECTED NOSE AND WING JACK PADS INCHES/ARM..... | 11 29 05 |

TECHNICAL PUBLICATIONS INDEX

METRO II/IIA SA226-TC FLIGHT MANUAL SECTION VI DATED 12 01 76

| <u>REV. NO.</u> | <u>DESCRIPTION</u> | <u>DATE</u> |
|-----------------|--|-------------|
| 01 | SPARE BULBS FOR COCKPIT LIGHTING | 12 19 77 |
| 02 | ENGINE GROUND STARTS & HYDROPLANING | 07 20 79 |
| 03 | PILOT OP TIPS & EXTERNAL POWER SWITCH..... | 12 21 79 |
| 04 | ENG FLAMEOUT DUE TO ICE SHEDDING FROM SPINNER..... | 02 25 81 |
| 05 | LANDING DIST OVER 50' WITH ICE | 01 28 82 |
| 06 | ADD POWER SETTING CHART | 05 05 82 |
| 07 | MAX POWER SETTING CHART..... | 07 15 82 |
| 08 | ADD LIST OF REVISION PAGES..... | 11 15 83 |
| 09 | APPROVED ENGINE OILS, NOISE CONTROL | 11 30 84 |
| 10 | REVISED DATA | 09 14 95 |
| 11 | REVISED DATA | 07 06 01 |

METRO II/IIA SA226-TC FLIGHT MANUAL SUPPLEMENTS

| <u>SUP/REV</u> | <u>DESCRIPTION</u> | <u>DATE</u> |
|----------------|--|-------------|
| SUP 01 | BENDIX MODEL M-4C FLIGHT CONTROL SYSTEM | 01 14 71 |
| SUP 02 | BONZER TRN-70 RADAR ALTIMETER | 01 14 71 |
| SUP 03 | RCA AVQ-55 WEATHER RADAR..... | 01 14 71 |
| SUP 04 | SPERRY STARS IVB FLIGHT DIRECTOR | 01 14 71 |
| SUP 05 | OIL PRESSURE AND PITOT HEAT LIMITS (WAS SUP 9)..... | 01 09 74 |
| SUP 06 | ALCOHOL-WATER INJECTION SYSTEM LIMITS (WAS SUP 11) | 01 11 74 |
| SUP 07 | ALCOHOL-WATER INJECT LIMITS (TC-208) (WAS SUP 12)..... | 03 29 74 |
| SUP 08 | D.C. VOLTMETER RETROFIT (WAS SUP 17) | 05 27 75 |
| SUP 09 | LOW PRESSURE TIRES (WAS SUP 19)..... | 05 06 75 |
| SUP 10 | HIGH ALTITUDE KIT (WAS SUP 26)..... | 11 06 75 |
| REV 01 | TAKEOFF POWER (REV 1 TO SUP 10)..... | 05 05 82 |
| REV 02 | ENGINE FAILURE NOTE ADDED (REV 2 TO SUP 10)..... | 07 14 82 |
| REV 03 | ADD UPCO 1337-1 ROCKET MOTOR..... | 12 20 83 |
| SUP 11 | REDUCED FUEL CAPACITY (WAS SUP 22)..... | 11 06 75 |
| SUP 12 | 31,000 FOOT OPERATING ALTITUDE (WAS SUP 25)..... | 06 06 76 |
| SUP 13 | CONTINUOUS AWI SYSTEM (WAS SUP 26)..... | 08 05 76 |
| REV 01 | ENGINE TORQUE (REV 1 TO SUP 13)..... | 12 17 81 |
| REV 02 | TAKEOFF POWER (REV 2 TO SUP 13)..... | 05 05 82 |
| SUP 14 | DELETED (INCORPORATED IN MAIN MANUAL)..... | 08 10 77 |
| SUP 15 | DELETED (INCORPORATED IN MAIN MANUAL)..... | 08 10 77 |
| SUP 16 | GROUND AIR CONDITIONING CONNECTOR..... | 05 31 77 |
| SUP 17a | TILLER WHEEL NOSE GEAR STEERING | 09 07 82 |
| SUP 18 | EMERGENCY AWI SYSTEM (PUMP OPERATED) | 07 05 77 |
| REV 01 | ENGINE FAILURE NOTE (REV 1 TO SUP 18) | 07 14 82 |
| SUP 19 | INDEPENDENT PITOT HEAT CONTROL | 06 28 77 |
| SUP 20 | ANTI-SKID BRAKE SYSTEM | 11 14 78 |
| SUP 21 | SPEED LEVER NOSE WHEEL STEERING SWITCH..... | 04 26 79 |
| SUP 22 | FLYOVER SOUND LEVEL COMPLIANCE..... (R) | 09 29 80 |
| SUP 23 | REDUCED POWER TAKEOFF | 08 08 79 |
| SUP 24 | FUEL QUANTITY PLACARDS..... | 12 14 78 |
| SUP 25 | 179 CUBIC FOOT OXYGEN SUPPLY..... (R) | 08 18 86 |
| SUP 26 | 13,230 POUND TAKEOFF WEIGHT (TC-398 & SUBSEQUENT)..... | 12 29 80 |
| REV A | MINIMUM CREW REQUIREMENTS (REV A TO SUP 26)..... | 12 31 80 |
| REV B | REVISED LANDING DISTANCES (REV B TO SUP 26)..... | 07 31 81 |
| REV C | MINIMUM CREW (REV C TO SUP 26) | 01 11 82 |
| REV D | MAXIMUM T/O WT CONT WET POWER (REV D TO SUP 26)..... | 01 28 82 |
| REV E | ADDED MAXIMUM ZERO FUEL WEIGHT TO LIMITATIONS..... | 01 12 98 |
| SUP 27 | DETERIORATED POWER OPERATION..... | 07 29 81 |
| REV 01 | OAT FOR EMERG AWI OP & LANDING WT (REV TO SUP 27)..... | 08 28 81 |
| REV 02 | LIMITATION NOTES (REV 2 TO SUP 27)..... | 02 10 82 |
| REV 03 | FIGURE REFERENCE ADDED (REV 3 TO SUP 27)..... | 05 05 82 |
| REV 04 | FIGURE REFERENCE TO WORK SHEET (REV 4 TO SUP 27)..... | 07 14 82 |

TECHNICAL PUBLICATIONS INDEX

| <u>REV. NO.</u> | <u>DESCRIPTION</u> | <u>DATE</u> |
|-----------------|--|--------------|
| REV 05 | CLARIFY DEFINITION OF T/O POWER (REV 5 TO SUP 27) | 08 17 83 |
| SUP 28 | OPERATION WITH SPADE DOORS REMOVED | 01 11 82 |
| REV 01 | PERFORMANCE SPADE DOORS REMOVED (REV 1 TO SUP 28) | 07 14 82 |
| REV 02 | CLARIFICATION OF APP/ AC MOD/SN (REV 2 TO SUP 28) | 08 17 83 |
| REV 03 | OPERATION OF METRO IIA AT OR BELOW 12,500 POUNDS | 05 14 85 |
| REV 04 | PROVIDE FOR A/C TC-416 AND ABOVE | 02 24 86 |
| SUP 29 | CONRAC SAS | 07 20 82 |
| REV 01 | REPRINT | 05 31 83 |
| REV 02 | NUMBERED, RENAMED, REPRINTED AND REISSUED | 12 07 88 |
| UN | 13,100 POUND TAKEOFF WEIGHT FOR METRO IIA | 06 19 80 |
| UN | FIVE-COMPARTMENT CARGO CONFIGURATION (IF MODIFIED IAW STC SA 763SW AND FAIRCHILD AIRCRAFT DRAWING 27-14058) | 11 28 89 |
| UN | COCKPIT VOICE RECORDER (IF INSTALLED PER SB 226-23-001) | 01 03 92 |
| UN | SIX-COMPARTMENT CARGO CONFIGURATION (IF INSTALLED PER FAIRCHILD DWG 27-14132-23) | 03 18 93 |
| UN | SIX-COMPARTMENT CARGO CONFIGURATION (IF INSTALLED PER FAIRCHILD DWG 27-14132-1/-19) | 03 22 93 |
| UN | ALLIEDSIGNAL AEROSPACE MK-VI GROUND PROXIMITY WARNING SYSTEM (GPWS) (IF INSTALLED PER FAIRCHILD AIRCRAFT DRAWING NUMBER 27-88105) | (R) 05 07 96 |
| UN | BENDIX/KING CAS TCAS I TRAFFIC ALERT AND COLLISION AVOIDANCE SYSTEM (IF INSTALLED PER FAIRCHILD AIRCRAFT DRAWING 27-88107, SB 226-23-002, SB 227-23-004, OR SB CC7-23-002) | 04 13 94 |
| UN | FIVE-COMPARTMENT CARGO CONFIGURATION (27-14132-25) (FOR AIR- PLANES WITHOUT SEAT TRACKS BUT WITH ADDITIONAL PAN FITTINGS) | 04 18 94 |
| UN | EMERGENCY LOCATOR TRANSMITTER (ELT) (WHEN INSTALLED PER FAIRCHILD AIRCRAFT DRAWING 27K82795) | 11 26 99 |
| REV 01 | CORRECTED SECOND FREQUENCY NUMBER FROM 234.0 TO 243.0 | 08 30 00 |
| UN | PITOT HEAT WARNING SYSTEM (WHEN INSTALLED PER FAIRCHILD AIRCRAFT DRAWING 27K14063) | 02 03 00 |
| UN | AUTO/CONT IGNITION SYSTEM (WHEN INSTALLED PER FAIRCHILD AIRCRAFT DRAWING 27K82087) | 02 24 00 |
| REV 01 | REVISED PAGES 2, 3, AND 7 | 09 06 01 |
| REV 02 | REVISED PAGES 2 AND 5 | 12 12 02 |
| UN | PITOT HEAT INDICATION IF INSTALLED PER M7 AEROSPACE DRAWING 27K14063-009 | 03 05 08 |

SA226 SERIES AIRFRAME INSPECTION MANUAL ST-UN-M002 **REISSUE A 12 09 86**
[PNs: PAPER 27-10054-035; INCLUDED WITH 27-10054-031, 27-10054-033 AND 27-10054-213 / ELECTRONIC 27-10054-225. INSPECTION MANUAL SET; INCLUDES ST-UN-M002, SUPPLEMENTAL INSPECTION DOCUMENT, LETTERCHECK, AND PHASE INSPECTION]

| <u>REV. NO.</u> | <u>DESCRIPTION</u> | <u>DATE</u> |
|-----------------|--|-------------|
| A-13 | REVISED PAGES i, v, 3, AND 13-70 | 04 25 12 |
| TR-001 | CLARIFIED DOOR LATCH INSPECTION REQUIREMENTS. INCLUDED ALL POTENTIALLY INSTALLED LATCH ASSEMBLY PART NUMBERS. ADDED CABIN DOOR SILL INSPECTION REQUIREMENT | 11 17 14 |
| TR-005 | UPDATES SUPPLEMENT A, SYSTEM INSPECTIONS AND LIFE LIMITS | 03 10 21 |

SA226/SA227 SERIES SUPPLEMENTAL INSPECTION DOCUMENT (SID) **INITIAL ISSUE 09 27 99**
[PNs: PAPER 27-10054-213; INCLUDED WITH 27-10054-031, 27-10054-033 AND 27-10054-035 / ELECTRONIC 27-10054-225. INSPECTION MANUAL SET; INCLUDES ST-UN-M002, SUPPLEMENTAL INSPECTION DOCUMENT, LETTERCHECK, AND PHASE INSPECTION]

| <u>REV. NO.</u> | <u>DESCRIPTION</u> | <u>DATE</u> |
|-----------------|------------------------------|-------------|
| F | REVISED DATA | 05 01 12 |
| TR-002 | APPENDIX C, PG 9 OF 14 | 05 18 15 |

TECHNICAL PUBLICATIONS INDEX

SA226/SA227 FIELD MAINTENANCE PROCEDURES (FMP) 57-011 EDDY-CURRENT INSPECTION PROCEDURES. B.L. 9 (INCLUDED IN SUPPLEMENTAL INSPECTION DOCUMENT (SID)) **INITIAL ISSUE 09 06 96**

| <u>REV. NO.</u> | <u>DESCRIPTION</u> | <u>DATE</u> |
|-----------------|-----------------------------|-------------|
| 02 | REVISED DATA | 08 12 04 |
| TR-002 | APPENDIX C, PG 9 OF 14..... | 05 18 15 |

METRO II SA226 SERVICING AND RECOVERY MANUAL **REISSUE A SEP 97**
[PNs: PAPER 27-10054-029 / INCLUDED ON ELECTRONIC 27-10054-218]

| <u>REV. NO.</u> | <u>DESCRIPTION</u> | <u>DATE</u> |
|-----------------|--------------------|-------------|
|-----------------|--------------------|-------------|

SA226 SERIES MAINTENANCE MANUAL **INITIAL ISSUE 11 25 72**
[PNs: PAPER 27-10054-047 / ELECTRONIC 27-10054-048; INCLUDES 27-10054-078]

| <u>REV. NO.</u> | <u>DESCRIPTION</u> | <u>DATE</u> |
|-----------------|---|-------------|
| 130 | REVISED TITLE AND REVISION PAGES, LIST OF EFFEC. PAGES, LTR. OF TRANSMITTAL | 10 10 25 |
| | CHANGED RUDDER BELLCRANK ATTACHMENT INSTRUCTIONS..... | 10 10 25 |

SA226 SERIES ILLUSTRATED PARTS CATALOG **INITIAL ISSUE 10 01 72**
[PNs: PAPER 27-10054-045 / ELECTRONIC 27-10054-046]

| <u>REV. NO.</u> | <u>DESCRIPTION</u> | <u>DATE</u> |
|-----------------|--|-------------|
| 114 | INTRO SECTION: ADDED NOTE EXPLAINING PN DISCREPANCIES..... | 03 27 26 |
| | UPDATED ALPHA AND NUMERIC INDEXES..... | 03 27 26 |
| | NEW SUBSECTION: PARTITIONS/MOVEABLE BULKHEAD FITTING PART NUMBERS..... | 03 27 26 |
| | ADDED SPRING ALTERNATE PART NUMBER..... | 03 27 26 |
| | CORRECTED PART NUMBER DISCREPANCIES; ADDED ALTERNATE..... | 03 27 26 |

SA226/227 SERIES STRUCTURAL REPAIR MANUAL **INITIAL ISSUE 03 01 83**

[PNs: PAPER 27-10054-079 / ELECTRONIC 27-10054-080]

| <u>REV. NO.</u> | <u>DESCRIPTION</u> | <u>DATE</u> |
|-----------------|---|-------------|
| 40 | REVISED CHAPTERS 53, 54, 56, AND 57 | 02 28 13 |
| TR54-16 | 54-90-50, PG 34..... | 04 18 13 |
| TR51-21 | 51-30-02, PG 10..... | 01 13 14 |
| TR53-22 | 53-90-10, PGS 1, 2, 67, 68 | 01 30 14 |
| TR52-17 | 52-90-30, PGS 1, 15-18 | 02 07 14 |
| TR57-18 | 57-90-60, PG 36..... | 02 10 14 |
| TR52-19 | 52-90-30, PG 13..... | 02 11 14 |
| TR57-20 | 57-90-20, PGS 51-60 | 02 12 14 |
| TR53-23 | 53-90-20, PGS 71-74 | 02 13 14 |
| TR57-24 | 57-90-10, PGS 1, 2, 77-90, 95, 109-132..... | 02 18 14 |
| TR53-25 | 53-90-10, PGS 1, 2, 27-36 | 10 31 14 |
| TR53-24 | 53-90-10, PGS 1, 2, 69-74 | 11 19 14 |
| TR54-27 | 54-90-10, PGS 1, 55-58 | 05 25 19 |
| TR57-26 | 57-90-55, PGS 1-6 | 04 02 19 |

SA226 SERIES WIRING MANUAL **INITIAL ISSUE 02 15 77**
[PNs: PAPER 27-10054-043; INCLUDES 27-10054-189 / ELECTRONIC 27-10054-044; INCLUDES 27-10054-190]

| <u>REV. NO.</u> | <u>DESCRIPTION</u> | <u>DATE</u> |
|-----------------|--|-------------|
| 40 | REVISED FRONT MATTER AND CHAPTER 20..... | 02 26 20 |

TECHNICAL PUBLICATIONS INDEX

SA226 SERIES ELECTRICAL EQUIPMENT LIST **INITIAL ISSUE 08 25 00**
[PNs: PAPER 27-10054-189; INCLUDED WITH 27-10054-043 / ELECTRONIC 27-10054-190; INCLUDED ON 27-10054-044]

| <u>REV. NO.</u> | <u>DESCRIPTION</u> | <u>DATE</u> |
|-----------------|--|-------------|
| 12 | REVISED FRONT MATTER AND SECTIONS A CODE, H/HA/HT, K, L, M, P, AND S | 02 26 20 |

SA226/227 SERIES ILLUSTRATED TOOL AND EQUIPMENT MANUAL **REISSUE 11 01 00**
[PNs: PAPER 27-10054-077 / ELECTRONIC 27-10054-078; INCLUDED ON 27-10054-048]

| <u>REV. NO.</u> | <u>DESCRIPTION</u> | <u>DATE</u> |
|-----------------|---|-------------|
| 05 | REVISED TABLE OF CONTENTS AND ADDED PAGES 95 THRU 98..... | 01 29 15 |

SA226 SERIES LETTER CHECK INSPECTION PROGRAM **INITIAL ISSUE 11 01 76**
[PNs: PAPER 27-10054-033; INCLUDES 27-10054-035 AND 27-10054-213 / ELECTRONIC 27-10054-225. INSPECTION MANUAL SET; INCLUDES ST-UN-M002, SUPPLEMENTAL INSPECTION DOCUMENT, LETTER CHECK AND PHASE INSPECTION]

| <u>REV. NO.</u> | <u>DESCRIPTION</u> | <u>DATE</u> |
|-----------------|---|-------------|
| A | COMPLETE REISSUE, REPLACES REV 23 AND INCORPORATES TRB-04, CHANGES DETAILED IN REISSUE A LETTER OF TRANSMITTAL | 04 15 21 |
| C-01 | TEMPORARY REVISION CORRECTING TRANSPOSED NUMBERS AS NOTED ON PAGE C-25 ... | 04 22 24 |

SA226TC PHASE INSPECTION MANUAL **INITIAL ISSUE 12 01 89**
[PNs: PAPER 27-10054-031; INCLUDES 27-10054-035 AND 27-10054-213 / ELECTRONIC 27-10054-225. INSPECTION MANUAL SET; INCLUDES ST-UN-M002, SUPPLEMENTAL INSPECTION DOCUMENT, LETTER CHECK AND PHASE INSPECTION]

| <u>REV. NO.</u> | <u>DESCRIPTION</u> | <u>DATE</u> |
|-----------------|---|----------------------|
| 19 | REPLACES REVISION 18; INCLUDES NEW TITLE PAGE, ONTIC LOGO AND LANGUAGE..... CHANGES DETAILED IN REVISION 19 LETTER OF TRANSMITTAL..... | 11 07 24 11 07 24 |

SA226 SERIES SERVICE BULLETINS **REISSUE 03 07 16**
[SERVICE INFORMATION INCLUDES: BULLETINS, LETTERS, AND NOTES - PNs: PAPER 27-10054-039 / ELECTRONIC 27-10054-040]

| <u>NUMBER</u> | <u>DESCRIPTION</u> | <u>DATE</u> |
|---------------|--|--------------|
| 11-001 | INCREASE FWD BAGGAGE COMPARTMENT CAPACITY | 03 01 83 |
| 11-002 | AIRCRAFT IDENTIFICATION..... | 12 08 87 |
| 21-001 | INSTALL ADD THERM SWITCH HOT AIR DUCT | (R) 09 05 75 |
| 21-002 | MODIFICATION OF CABIN AIR DUCTS | (R) 09 11 75 |
| 21-003 | DOOR SEAL VALVE - INSTALLATION OF VENT HOLE..... | (R) 09 11 75 |
| 21-004 | DOOR SEAL VALVE - INSTALLATION OF VENT HOLE..... | (R) 09 11 75 |
| 21-005 | MODIFICATIONS TO IMPROVE SCREEN DEICING | (R) 09 11 75 |
| 21-006 | MASS FLOW VALVE CONTROL CHANGE..... | (R) 09 11 75 |
| 21-007 | IMPROVED OPERATION OF ANTI-ICE SUBSYSTEM..... | 12 18 75 |
| 21-008 | IMP OPERATION OF PNEUMATIC ANTI-ICE SUBSYSTEMS | 04 19 77 |
| 21-008 | SUPPLEMENT 1 | 05 03 77 |
| 21-009 | ADDITION OF BLEED AIR HEAT EXCHANGER | 05 11 77 |
| 21-010 | INSTALLATION OF IMPROVED BLEED AIR DUCT | 04 22 77 |
| 21-011 | IMPROVED CABIN AIR CIRCULATION | 09 16 77 |
| 21-012 | USE OF FRESH AIR FAN WHILE IN FLIGHT | 09 09 77 |
| 21-013 | DUAL ELECTRIC CABIN TEMPERATURE CONTROL SYSTEM..... | 08 28 81 |
| 21-014 | IMPROVE DISTRIBUTION SYSTEM | (R) 10 03 86 |
| 21-015 | MOISTURE BARRIER INSTALLATION | (R) 11 04 87 |

TECHNICAL PUBLICATIONS INDEX

| NUMBER | DESCRIPTION | DATE |
|---------|--|--------------|
| 21-016 | AIR CONDITIONING CONTROL VALVE RELOCATION | 02 02 83 |
| 21-017 | ANTI-ICE SCREEN INSTALLATION..... | 10 24 85 |
| 21-018 | NOT ISSUED | |
| 21-019 | IMPROVED COCKPIT FRESH AIR OUTLET | 02 10 94 |
| 21-020 | MODIFICATION - ALTERNATE CABIN ALTITUDE WARNING SWITCH | 07 08 08 |
| 21-021 | COCKPIT SHIELD INSTALLATION AT LEFT AND RIGHT CIRCUIT BREAKER CONSOLES | 12 09 11 |
| 21-022 | PERFORM PRESSURE TEST OF BLEED AIR HEAT EXCHANGER TUBE ASSEMBLY FORWARD OF THE FIRE WALL..... | (R) 10 08 15 |
| A22-001 | AUTOPILOT TRIM MODIFICATION | (R) 09 11 75 |
| 23-001 | COCKPIT VOICE RECORDER | (R) 01 09 92 |
| 24-001 | REPOSITION BATTERY LEAD CABLES | (R) 08 04 08 |
| 24-002 | BUS WIRE TERMINATIONS - INSPECT & REPAIR AS REQ..... | (R) 09 16 75 |
| 24-003 | INSTRUCTIONS FOR INSTALL OF BAT OVERHEAT WARNING | (R) 09 16 75 |
| 24-004 | RECOUNTING OF DIODE IN EXTERNAL POWER CIRCUIT..... | (R) 09 15 75 |
| 24-005 | REPLACEMENT OF JUMPER IN START CIRCUIT | (R) 09 16 75 |
| 24-006 | INSTALLATION OF THE START MODE CONTROL | (R) 09 16 75 |
| 24-007 | BATTERY RELOCATION..... | (R) 09 16 75 |
| 24-008 | INSTALL PANEL MOUNTED VOLTMETER & SEL SWITCH | (R) 09 16 75 |
| 24-009 | RELOCATION OF CONTROL WIRE AT START CONTROL RELAY..... | 08 26 75 |
| 24-010 | INSTALLATION OF CIRCUIT BREAKERS IN METER LEADS | 10 10 75 |
| 24-011 | INST OF INSULATION ON LANDING GEAR & FLAP SELECT SW | 01 14 76 |
| 24-012 | AUXILIARY BATTERY CIRCUIT REWORK..... | 10 17 77 |
| 24-013 | INSTRUCTIONS FOR INSTALL OF IMPROVED STARTER-GEN..... | 10 11 78 |
| 24-014 | CIRCUIT BREAKER & WIRING GAUGE CHANGE | (R) 04 11 79 |
| A24-015 | INSPECTION OF BATTERY OVERTEMP WIRING | 09 19 79 |
| 24-016 | SUPERSEDED BY SB 24-022 | |
| 24-017 | DELETE GENERATOR COOLING EXHAUST DUCT | 07 10 80 |
| 24-018 | REMOTE VOLTAGE REGULATOR ADJUSTMENT | (R) 01 07 81 |
| 24-019 | COVER AND SECURE BATTERY BOX WIRING..... | (R) 11 21 08 |
| 24-020 | BATTERY POWER CABLE PROTECTION | (R) 08 04 08 |
| 24-021 | J-BOX SPECIAL CHECK AND INSTALLATION OF INSULATOR | 03 21 83 |
| 24-022 | IMPROVED BATTERY RELAY | 06 14 84 |
| 24-023 | D C GENERATION SYSTEM IMPROVEMENTS | (R) 01 23 89 |
| 24-024 | RELOCATION OF GROUND POWER RECEPTACLE..... | 03 21 84 |
| 24-025 | KEELSON WIRE BUNDLE PROTECTION..... | 09 20 84 |
| 24-026 | IMPROVE VOLTAGE REGULATOR ACCESS | (R) 09 05 14 |
| 24-027 | D.C. GENERATOR SYSTEM IMPROVEMENTS | (R) 02 22 89 |
| 24-028 | GROUND POWER RECEPTACLE RELOCATION..... | 04 29 88 |
| 24-029 | ALTERNATE FIREWALL CONNECTORS | 12 07 88 |
| 24-030 | HERMETIC SEALED BATTERY RELAY | (R) 06 14 92 |
| 24-031 | DC GENERATOR SELF EXCITATION CONTROL SYSTEM CHANGE..... | (R) 12 29 98 |
| 24-032 | BATTERY RELAY BUS DIODE REMOVAL | 08 07 89 |
| 24-033 | IMPROVED GENERATOR CONTROL RELAY..... | (R) 07 31 14 |
| 24-034 | CURRENT LIMITER PROTECTION..... | (R) 08 10 99 |
| 24-035 | CONCORDE, SEALED LEAD-ACID BATTERIES | 01 31 07 |
| 24-036 | INSPECTION OF ELECTRICAL WIRES/COMPONENTS, HYDRAULIC AND BLEED AIR TUBE ASSEMBLIES AT LH/RH INBOARD WING LEADING EDGE/BATTERY BOX AREAS, LH/RH WING STATIONS 51.167 TO 81.174 AND AT ALL FEED THROUGH LOCATIONS INTO THE LH/RH, INBOARD KEELSON | (R) 11 21 08 |
| 24-037 | GROUNDING JACKS INSTALLATION | 07 30 08 |
| 24-038 | BUS TIE SWITCH INSPECTION AND/OR REPLACEMENT | (R) 12 05 11 |
| 24-039 | IMPROVED BATTERY RELAY | 04 26 11 |
| 24-040 | WINDSHIELD HEAT CIRCUIT BREAKER MODIFICATION..... | 05 16 11 |
| 25-001 | MISCELLANEOUS IMPROVEMENT ITEMS..... | (R) 09 16 75 |
| 25-002 | IMPROVED RELIABILITY OF CREW SEAT LOCKING PINS..... | 09 16 77 |
| 25-003 | INSP AND REPLACEMENT OF CARGO & SEAT FITTINGS | (R) 11 15 78 |
| 25-004 | INSTALLATION OF CREW SHOULDER HARNESS KIT | (R) 02 17 14 |
| 25-005 | INSTALLATION OF UNDER SEAT RESTRAINT..... | 09 15 80 |
| 25-006 | INSTALLATION OF IMPROVED SEAT HINGE COVER..... | 12 18 79 |
| 25-007 | CREW CHAIR VERTICAL ADJUST MECHANISM IMPROVEMENT | (R) 05 28 85 |



Ontic Engineering and Manufacturing, Inc

TECHNICAL PUBLICATIONS INDEX

| NUMBER | DESCRIPTION | DATE |
|---------|---|--------------|
| 25-008 | PASSENGER SEAT BELT HINGE STOP MODIFICATION | 01 29 85 |
| 26-001 | INST OF RUBBER BOOT OVER DETECTOR ELECTRICAL CONNECTION..... | 07 31 79 |
| 26-002 | NOT ISSUED | |
| 26-003 | WHEEL WELL FIRE PROTECTION | (R) 08 10 01 |
| 26-004 | TURBINE FAIL THERMOSTAT MODIFICATION | 06 17 11 |
| 26-005 | PERFORM DETAIL VISUAL INSPECTION (DVI) OF ALL INSTALLED FENWAL OVERHEAT DETECTORS IN WHEEL WELLS AND ENGINE COMPARTMENTS | 09 26 14 |
| 27-001 | REPLACE ROLLERS BETWEEN SPARS WITH PULLEYS | (R) 09 18 75 |
| 27-002 | ADJUST RUDDER/AILERON INTERCONNECT SPRINGS | (R) 09 18 75 |
| 27-003 | DEICE MODIFICATION | (R) 10 09 75 |
| 27-004 | PITCH TRIM ACTUATOR-INCREASE IN TIME BETWEEN O/H | (R) 05 31 78 |
| 27-005 | RUDDER TRIM CONTROL ROD..... | (R) 10 21 75 |
| 27-006 | INSPECTION & REPAIR OF RUDDER TRAILING EDGE SKIN | (R) 10 21 75 |
| 27-007 | STAB ACTUATOR-REPLACE TO ENSURE IRREVERSIBILITY..... | (R) 10 21 75 |
| 27-008 | INSPECTION OF RUDDER BELLCRANK FOR HARDNESS..... | (R) 10 21 75 |
| 27-009 | INSTALLATION OF AILERON CONTROL CABLE GUARD | (R) 10 21 75 |
| 27-010 | INSPECTION & ADJUSTMENT OF AILERON TAB GAP | (R) 10 21 75 |
| 27-011 | IMPROVED RUDDER TAB LINK ASSEMBLY | (R) 10 21 75 |
| 27-012 | RESCINDED | |
| 27-013 | RESCINDED | |
| 27-014 | AILERON BALANCE WEIGHT ATTACHMENT | (R) 10 21 75 |
| A27-015 | SPAR CRACKS - INSPECTION AND REPAIR..... | (R) 10 22 75 |
| A27-016 | SPAR CRACKS - INSPECTION AND REPAIR..... | (R) 10 22 75 |
| 27-017 | IMPROVE STABILIZER TRIM ACTUATOR AVAILABILITY | (R) 10 22 75 |
| 27-018 | MODIFICATION OF AILERON TRIM TAB LEADING EDGE | (R) 10 22 75 |
| 27-019 | REPLACE TRIM LIMIT SW MOUNTING BRACKET & ROD..... | (R) 10 22 75 |
| 27-020 | INSTALLATION OF OILITE BEARINGS ON RUDDER PEDAL..... | 01 14 76 |
| 27-021 | FLIGHT CONTROLS-RUDDER AND TAB..... | 11 11 76 |
| 27-022 | INSTALLATION OF CABLE GUARD AND RETAINER..... | (R) 01 21 82 |
| 27-023 | ELEVATOR/HORIZONTAL STABILIZER SUPPORT MODIFICATION | 11 13 79 |
| A27-024 | INSPECTION OF SAS SERVO | 11 13 79 |
| A27-025 | INSPECTION OF AILERON CONTROL CABLE ROUTING..... | 03 21 80 |
| 27-026 | INSTALLATION-ADJUSTABLE ANGLE OF ATTACK TRANSMITTER BRACKET..... | 05 09 80 |
| 27-027 | RUDDER CABLE ATTACHING HARDWARE-INSPECT & REPLACE | 07 17 80 |
| A27-028 | INSPECTION OF YAW DAMPER AND SAS SERVO..... | 12 11 80 |
| 27-029 | INSPECTION OF ELEVATOR MASS BALANCE WEIGHTS..... | 04 23 81 |
| 27-030 | AILERON BALANCE REQUIREMENTS..... | 06 03 81 |
| 27-031 | ELEVATOR RETURN SPRING AND ATTACHING BOLTS INSPECT | 07 08 81 |
| 27-032 | RELOCATION OF ELEVATOR DOWN SPRING | (R) 01 19 83 |
| A27-033 | REMOVAL OF SECOND CLUTCH FROM CONRAC SAS SERVO | (R) 01 06 83 |
| 27-034 | RUDDER GUST LOCK REWORK..... | 03 20 84 |
| 27-035 | RUDDER TORQUE TUBE..... | (R) 09 19 84 |
| 27-036 | IMPROVED FLAP CONTROL HANDLE BRACKET | 03 20 84 |
| 27-037 | CONRAC SAS SYS - INSPECTION AND RECALIBRATION..... | (R) 06 12 13 |
| 27-038 | ROSEMOUNT SAS SYSTEM-INSPECTION AND RECALIBRATION | (R) 07 26 99 |
| 27-039 | REWORK OR REPLACE 27-71016 BELLCRANK ASSEMBLY | (R) 12 09 86 |
| 27-040 | RUDDER PEDAL BELLCRANK HARDWARE INSPECTION..... | 07 31 85 |
| 27-041 | ALTERNATE ELEVATOR GUST LOCK | (R) 02 18 86 |
| 27-042 | PITCH TRIM ACTUATOR REPLACEMENT | (R) 03 24 87 |
| 27-043 | IMPROVED SAS SERVO IDLE CONTROL ASSEMBLY..... | 03 05 87 |
| 27-044 | AILERON TRIM CABLE DRUM GUARD PIN..... | 06 08 87 |
| 27-045 | RUDDER BELLCRANK IMPROVEMENTS | 06 18 87 |
| 27-046 | AILERON BELLCRANK HOUSING MODIFICATION | 02 19 88 |
| 27-047 | RUDDER HINGE BOLTS - IMPROVED ACCESS..... | 01 27 88 |
| 27-048 | ELEVATOR CONTROL CABLE HARDWARE | 07 26 89 |
| 27-049 | CANCELLED | |
| 27-050 | ELEVATOR TORQUE TUBE..... | 01 22 90 |
| 27-051 | RUDDER BELLCRANK HINGE ASSEMBLY REWORK..... | 05 19 94 |
| 27-052 | REPLACEMENT OF TURN AND SLIP INDICATOR..... | 07 23 93 |
| 27-053 | INCREASED SERVICE LIFE OF 27-42030 RUDDER BELLCRANK..... | (R) 01 05 9 |

TECHNICAL PUBLICATIONS INDEX

| NUMBER | DESCRIPTION | DATE |
|--------|--|--------------|
| 27-054 | RUDDER TORQUE TUBE DRAIN HOLE | 05 22 95 |
| 27-055 | RUDDER CONTROL LOCK WELDMENT AND BELLCRANK INSPECTION - OPTIONAL IMPROVED STRENGTH RUDDER TORQUE TUBE, CONTROL LOCK WELDMENT AND ALUMINUM BELLCRANK INSTALLATION | 08 09 95 |
| 27-056 | NOT ISSUED | |
| 27-057 | RUDDER TRIM TAB ACTUATOR DECAL | 09 08 95 |
| 27-058 | REWORK OF UP/DOWN ELEVATOR QUADRANT STOPS AND LH/RH RUDDER BELLCRANK STOPS | 05 15 96 |
| 27-059 | NOT ISSUED | |
| 27-060 | CONTROL COLUMN ROLLER BEARING AND ELEVATOR ROD END BEARING INSPECTION/REPLACEMENT | (R) 12 05 14 |
| 27-061 | CONTROL COLUMN PIVOT IMPROVEMENT | 06 16 97 |
| 27-062 | INSTALLATION OF SIMMONDS PRECISION PN DL5040M5 AND/OR DL5040M6 PITCH TRIM ACTUATOR | 11 18 98 |
| 27-063 | INSTALLATION OF SIMMONDS PRECISION PN DL5040M8 PITCH TRIM ACTUATOR (PTA) | (R) 11 18 02 |
| 27-064 | INSTALLATION OF BARBER-COLMAN PN 27-19008-006/-007 PITCH TRIM ACTUATOR | 03 08 99 |
| 27-065 | INSTALLATION OF FAIRLEADS AT F.S. 174.06 | 12 05 00 |
| 27-066 | LIFE LIMIT FOR RUDDER GUST LOCK ASSEMBLY, PART NUMBER 27-70066-001, OF 5000 HOURS | 09 29 03 |
| 27-067 | INSPECT 26-72003 RUDDER PEDALS FOR CRACKS | (R) 03 07 25 |
| 27-068 | NOT ISSUED | |
| 27-069 | NOT ISSUED | |
| 27-070 | GRAVEL GUARD INSTALLATION | 09 19 08 |
| 27-071 | PILOT'S AND COPILOT'S CONTROL COLUMN ACCESS PANELS MODIFICATION | 04 28 09 |
| 27-072 | FLIGHT CONTROL CABLE REPLACEMENT | 06 27 11 |
| 27-073 | INSPECTION AND REPAIR / REPLACEMENT OF PITCH TRIM ACTUATOR FUSELAGE FITTINGS | (R) 10 14 11 |
| 27-074 | INSPECTION AND LUBRICATION OF THE AILERON CONTROL CABLE CHAIN IN THE PILOT'S AND COPILOT'S CONTROL COLUMNS | (R) 10 23 13 |
| 27-075 | INSPECTION/REPLACEMENT OF THE AILERON CONTROL SYSTEM ROD END BEARINGS | 09 04 14 |
| 27-076 | INSPECTION OF THE AILERON LINK ROD, BELLCRANK, AND AILERON HINGE BRACKET FOR DAMAGE | 09 04 14 |
| 27-077 | INSPECTION/REPAIR OF WIRING HARNESSSES IN THE VERTICAL STABILIZER | 08 18 14 |
| 27-078 | INSPECTION OF COCKPIT CONTROL COLUMN HORIZONTAL TUBE FOR CRACKS | 10 08 15 |
| 27-079 | INSPECTION OF RUDDER BELLCRANK | (R) 10 12 15 |
| 27-080 | INSPECTION OF THE ELEVATOR CONTROL SYSTEM ROD END BEARINGS | (R) 02 23 16 |
| 27-081 | PITCH TRIM ACTUATOR UPPER ATTACH FITTINGS INSPECTION | (R) 04 29 19 |
| 27-082 | ELEVATOR QUADRANT BEARING AND BORE INSPECTION | 11 28 16 |
| 27-083 | RUDDER PEDAL BELLCRANK, PIVOT BOLT/BEARING AND CONNECTING ROD ENDS INSPECTION | (R) 11 12 19 |
| 27-084 | ELEVATOR TORQUE TUBE ASSEMBLY AND WELDMENT INSPECTION | (R) 10 27 23 |
| 27-085 | RUDDER PEDAL ARMS INSPECTION | 11 07 25 |
| 27-086 | INSPECTION OF THE AILERON TRIM TAB PUSHROD BEARINGS | 10 27 23 |
| 27-087 | INSPECTION OF PITCH TRIM ACTUATORS | (R) 11 08 24 |
| 28-001 | AC BOOST PUMP SUBMERGED WIRING REPLACEMENT | (R) 10 28 75 |
| 28-002 | BOOST PUMP SUBMERGED WIRING CONNECTORS | (R) 10 29 75 |
| 28-003 | INSTALLATION OF FUEL TANK WATER DRAIN VALVE | (R) 10 29 75 |
| 28-004 | RELOCATION OF FUEL FILLER | (R) 10 29 75 |
| 28-005 | ADDITION OF FUEL C/F SWITCH LIGHT ON INST PANEL | 04 11 79 |
| 28-006 | FUEL SYSTEM - FLAPPER VALVE ASSEMBLY | 02 12 81 |
| 28-007 | INSTALLATION OF FUEL CROSS FLOW SWITCH GUARD | 11 13 84 |
| 28-008 | INSTALLATION OF FUEL VENT SYSTEM CLAMPS | 10 18 84 |
| 28-009 | SUPERSEDED BY 28-011 | |
| 28-010 | REMOVAL AND REPLACEMENT OF FUEL SHUTOFF VALVE | 04 24 86 |
| 28-011 | FUEL BOOSTER PUMP WIRING HARNESS REPLACEMENT AND BOOSTER PUMP WIRING MODIFICATION | (R) 09 17 87 |
| 29-001 | TO PERMIT SURGE HYDRAULIC PRESS OVER 2,100 PSI | (R) 10 21 75 |
| 29-002 | INSTALLATION OF HYDRAULIC ACCUMULATOR | 03 29 76 |



Ontic Engineering and Manufacturing, Inc

TECHNICAL PUBLICATIONS INDEX

| NUMBER | DESCRIPTION | DATE |
|---------|--|--------------|
| 29-003 | IMPROVED HYDRAULIC SWITCH ENVIRONMENT | 11 01 78 |
| 29-004 | HYDRAULIC BLEED OFF LINE INSTALLATION | (R) 09 10 80 |
| 29-005 | HYDRAULIC - TUBING (IN SERVICE HYDRAULIC LEAKS) | (R) 07 19 85 |
| 29-006 | HYDRAULIC GROUND SERVICE QUICK ACCESS PANEL | 05 11 84 |
| 29-007 | REPLACEMENT OF HYD SYS PRESS AND SHUTTLE VALVE | 06 25 84 |
| 29-008 | RELOCATION OF LG & FLAP HYD CONTROL DIODES | 05 10 85 |
| 29-009 | REPLACEMENT OF HYDRAULIC SHUTOFF VALVE | 02 29 88 |
| 29-010 | HYDRAULIC SYSTEM..... | 03 17 88 |
| 30-001 | REQUIREMENTS FOR APPROVAL (MERLIN III)..... | (R) 10 29 75 |
| 30-002 | REQUIREMENTS FOR APPROVAL (MERLIN IV) | (R) 10 29 75 |
| 30-003 | REQUIREMENTS FOR APPROVAL (METRO) | (R) 10 29 75 |
| 30-004 | MOD & FLOW CHECK OF ENGINE AIR INLET COWL | (R) 10 29 75 |
| 30-005 | MOD & FLOW CHECK OF ENGINE AIR INLET COWL | (R) 10 29 75 |
| 30-006 | REPLACEMENT OF DEICE PRESSURE REGULATOR | (R) 10 29 75 |
| 30-007 | INSTALLATION OF LEADING EDGE PROTECTIVE GUARDS..... | (R) 10 29 75 |
| 30-008 | INSTALLATION OF LEADING EDGE PROTECTIVE GUARDS..... | (R) 10 29 75 |
| 30-009 | INDEPENDENT OPERATION OF PITOT & SAS HEAT CONTROLS | 09 07 77 |
| 30-010 | IMPROVED WINDSHIELD WIPER CONTROL CIRCUITRY | 03 14 78 |
| 30-011 | ENGINE INLET ANTI-ICE SYSTEM SIMPLIFICATION..... | (R) 05 29 92 |
| 30-012 | INSTALLATION OF FILTER AND DRYER..... | (R) 12 20 86 |
| 30-013 | PROP DEICE SYSTEM MAINT/MODIFICATION | (R) 03 15 86 |
| 30-014 | PROP DEICE SYSTEM MAINT/MODIFICATION | 11 18 83 |
| 30-015 | REPLACEMENT OF WINDSHIELD WIPER CONTROL ASSY | 03 15 86 |
| 30-016 | IMPROVED WINDSHIELD WIPER SYSTEM (ROSEMOUNT INC.)..... | 07 23 94 |
| 30-017 | BFGOODRICH FASTBOOT, PNEUMATIC DE-ICER INSTALLATION | 06 25 99 |
| 30-018 | PITOT HEAT INDICATION..... | (R) 06 20 08 |
| 30-019 | INSTALLATION OF WINDSHIELD OVERHEAT MONITORING SYSTEM | (R) 01 25 13 |
| 31-001 | IMPROVED TRI-UNIT METER..... | 08 28 81 |
| 32-001 | ICE PROTECTION FOR LANDING GEAR POSITION SW..... | (R) 11 04 75 |
| 32-002 | READJUST FLAP POSITION SW FOR LAND GEAR HORN | (R) 11 04 75 |
| 32-003 | REWORK OF BRAKE RESERVOIR & INSTALL OF NEW CAP | (R) 11 04 75 |
| 32-004 | INSPECTION OF SPOTFACE..... | (R) 11 04 75 |
| 32-005 | INSTALLATION OF VARIABLE AUTHORITY STEERING SYSTEM | (R) 11 04 75 |
| 32-006 | INSTALLATION OF MOTOR CONTROL RELAY | (R) 11 04 75 |
| 32-007 | PROVISIONS FOR 18 x 4.4 NOSE WHEEL TIRE | (R) 11 04 75 |
| 32-008 | INSTALLATION OF NOSE STRUT GREASE FITTINGS..... | (R) 11 04 75 |
| 32-009 | CORRECT TIRE PRESSURE PLACARDS | 10 08 75 |
| 32-010 | IMPROVED NOSE GEAR STEERING ACTUATOR..... | 12 18 75 |
| 32-011 | BRAKE RETURN SPRINGS..... | 10 20 76 |
| A32-012 | VARIABLE AUTHORITY NOSE WHEEL STEERING-DEACTIVATION..... | 06 30 77 |
| 32-013 | INSTALLATION OF POSITION SWITCH RETURN SPRINGS | 11 09 77 |
| A32-014 | INSPECTION AND REPLACEMENT OF LANDING GEAR ACTUATOR ROD ENDS | (R) 01 26 99 |
| 32-015 | INSPECT OF WIRE ROUTING IN MAIN LANDING GEAR AREA | 03 14 78 |
| 32-016 | HYDRAULIC NOSE WHEEL STEERING | 12 20 77 |
| 32-016 | HYDRAULIC NOSE WHEEL STEERING (SUPP 1)..... | 12 22 77 |
| 32-017 | REWIRING LG POSITION SWITCHES..... | 05 11 78 |
| 32-018 | MIL-H-83282 BRAKE FLUID..... | (R) 04 28 83 |
| 32-019 | INSTALLATION OF LAMP GUARD & SELECTOR STOP BOLT | 04 24 79 |
| 32-020 | ADD OF SECOND NOSE GEAR STEERING SWITCH | 06 25 79 |
| 32-021 | BEEF-UP OF LANDING GEAR ACTUATOR SUPPORT | 06 08 79 |
| 32-022 | NOSE LANDING GEAR DOOR HINGE BOLT SAFETYING | 07 18 79 |
| 32-023 | INSTALLATION OF LIMITING DIODES..... | (R) 12 18 79 |
| 32-024 | IMPROVED NOSE STEERING FAULT SYSTEM..... | 06 26 80 |
| 32-025 | ENVIRON SEALED LANDING GEAR LIMIT SWITCHES-INSTALL..... | 09 19 80 |
| 32-026 | MAIN LANDING GEAR DOOR SYSTEM INSPECTION | (R) 01 21 15 |
| 32-027 | INSPECT OF WIRE ROUTING IN MAIN LANDING GEAR AREA | 09 25 80 |
| 32-028 | UP-LOCK ROLLERS | (R) 05 23 88 |
| A32-029 | INSPECTION OF MASTER CYLINDER..... | 03 03 81 |
| 32-030 | RESCINDED | |
| 32-031 | LANDING GEAR - BRAKES | 05 11 81 |

TECHNICAL PUBLICATIONS INDEX

| NUMBER | DESCRIPTION | DATE |
|---------|---|--------------|
| A32-032 | NOSE WHEEL STEERING OPERATION RESTRICTION..... | (R) 11 01 82 |
| 32-033 | INSPECT MAIN LANDING GEAR STRUTS..... | (R) 03 02 87 |
| 32-034 | IMPROVE OF NOSE LANDING GEAR EMERG RELEASE CABLE..... | 01 29 82 |
| 32-035 | REMOVAL OF SPADE DOORS..... | 01 19 82 |
| 32-036 | NOT ISSUED | |
| 32-037 | IMPROVED NOSE WHEEL STEERING..... | (R) 09 28 83 |
| 32-038 | ANTI-SKID BRAKE SYSTEM BRAKE REMOVAL..... | (R) 04 30 91 |
| 32-039 | LANDING GEAR - TILLER WHEEL..... | (R) 09 28 83 |
| 32-040 | LANDING GEAR ACTUATOR BELLCRANKS..... | (R) 01 16 85 |
| 32-041 | LANDING GEAR - BRAKE SYSTEM..... | (R) 03 11 85 |
| 32-042 | LANDING GEAR - INSPECTION METHOD FOR MLG DOOR BOLT..... | 02 02 83 |
| 32-043 | LANDING GEAR - MLG DOOR STOP INSTALLATION..... | (R) 09 06 83 |
| 32-044 | LANDING GEAR - RIGGING PIN HOLES..... | 04 22 83 |
| 32-045 | ROLL PIN REPLACEMENT AND SAFETYING..... | 07 26 83 |
| 32-046 | IMPROVED BRAKE MASTER CYLINDER..... | (R) 08 03 99 |
| 32-047 | IMPROVED NOSE GEAR STRUT SERVICE ADAPTER..... | 08 14 84 |
| 32-048 | IMPROVED LANDING GEAR CONTROL ASSEMBLY..... | (R) 02 13 87 |
| 32-049 | INST OF IMP PARKING BRAKE CONTROL CABLE CLAMP..... | 11 14 84 |
| 32-050 | REPLACE MOUNT ASSY (DOWNLOCK SPRING PULLEY)..... | (R) 12 05 91 |
| 32-051 | LANDING GEAR DOOR HINGE IMPROVEMENTS..... | (R) 07 26 85 |
| 32-052 | INST LUBE FITTING IN NOSE LANDING GEAR BRACKET..... | 03 19 85 |
| 32-053 | NOSE GEAR UPLOCK MODIFICATION..... | 06 08 87 |
| 32-054 | NOT ISSUED | |
| 32-055 | MAIN LANDING GEAR DOOR TO NACELLE SKIN CLEARANCE..... | 12 08 88 |
| 32-056 | NOSE GEAR STEERING OPERATIONAL CHECK..... | (R) 07 07 89 |
| 32-057 | LANDING GEAR UPLOCK SWITCH INSTALLATION..... | (R) 11 13 91 |
| 32-058 | REPLACEMENT OF NOSE WHEEL STEERING (NWS) SERVO VALVE..... | 05 15 95 |
| 32-059 | MAIN LANDING GEAR DOOR ACTUATOR..... | (R) 09 08 97 |
| 32-060 | INSTALLATION OF SELF LUBRICATING BUSHINGS IN THE NOSE LANDING GEAR DRAG BRACE..... | 06 15 92 |
| 32-061 | NOT ISSUED | |
| 32-062 | CANCELLED (PER SB 226-32-066)..... | 02 15 96 |
| 32-063 | NOT ISSUED | |
| 32-064 | NOT ISSUED | |
| 32-065 | OZONE INDUSTRIES, INC. PN 5453005-1, -3 OR -5 YOKE (REFERENCE: MAIN LANDING GEAR (MLG) ASSEMBLY PN OAS5453 ALL DASH NUMBERS UP TO AND INCLUDING -19) AND PN 5451005-1 YOKE (REFERENCE: NOSE LANDING GEAR (NLG) ASSEMBLY PN OAS5451 ALL DASH NUMBERS UP TO AND INCLUDING -17) ULTRASONIC INSPECTION..... | (R) 09 28 95 |
| 32-066 | MAIN LANDING GEAR (MLG) DOOR STOP INSTALLATION..... | 02 16 96 |
| 32-067 | NOT ISSUED | |
| 32-068 | INSPECTION/REWORK FOR CRACKS ON MAIN LANDING GEAR (MLG) DRAG BRACE, DRAG LINKS..... | 06 23 00 |
| 32-069 | OVERHAUL INSTRUCTIONS AND PARTS BREAKDOWN FOR HYDROMOTIVE, INC. (NOW, SKIDMORE-WILHELM MANUFACTURING CO.) MODEL V1-15-1000 BRAKE MASTER CYLINDER..... | (R) 10 15 10 |
| 32-070 | INSPECTION/REPLACEMENT OF EXISTING ROD, CLEVIS (LOWER END) AND CLEVIS PIN, WHICH BUILD UP, PN 26-72018/32-72006 BRAKE PEDAL PUSH ROD ASSEMBLY..... | 05 28 02 |
| 32-071 | RH POWER LEVER - NOSE WHEEL STEERING (NWS) SWITCH..... | 03 14 07 |
| 32-072 | INSPECTION, NOSE LANDING GEAR TEST SWITCH SOLDER TERMINALS..... | 09 12 08 |
| 32-073 | NOT ISSUED | |
| 32-074 | IMPROVEMENT OF POWER LEVER MOUNTED NOSE WHEEL STEERING SWITCH..... | 04 13 09 |
| 32-075 | NOSE GEAR STEERING PARK SWITCH MODIFICATION..... | (R) 06 23 09 |
| 32-076 | INSTALLATION OF CAUTION PLACARD ON NOSE WHEEL STEERING ACTUATOR..... | 08 19 09 |
| 32-077 | INSPECTION OF BERTEA LANDING GEAR ACTUATORS FOR CRACKS..... | (R) 11 07 18 |
| 32-078 | INSPECTION AND REPAIR/REPLACEMENT OF THE NOSE LANDING GEAR CENTERING ARM ASSEMBLY..... | (R) 04 16 12 |
| 32-079 | INSPECTION/REPLACEMENT OF 27-51000-031 BOLT USED TO ATTACH LANDING GEAR ACTUATOR TO BELLCRANK..... | 10 24 13 |



Ontic Engineering and Manufacturing, Inc

TECHNICAL PUBLICATIONS INDEX

| NUMBER | DESCRIPTION | DATE |
|--------|---|--------------|
| 32-080 | PENDING | |
| 32-081 | INSPECTION OF 27-51000-393 BOLT..... | 08 08 14 |
| 32-082 | INSPECTION/REPLACEMENT OF LANDING GEAR UPLOCK BOLT AND ROLLER | (R) 09 08 15 |
| 32-083 | MAIN LANDING GEAR YOKE TORQUE LINK LUG AND SHAFT INSPECTION | 08 02 16 |
| 32-084 | NLG UPLOCK HOOK TUBE BOLT HOLES - INSPECTION | 03 07 19 |
| 32-085 | MAIN GEAR TORQUE LINK SHAFT INSPECTION/REPLACEMENT | 02 25 19 |
| 33-001 | INSPECT/REPLACE TAXI LIGHT BRACKET..... | (R) 11 03 75 |
| 33-002 | INSULATOR INSTALLATION AT JUNCTION BOX..... | 04 08 82 |
| 33-003 | PREVENT EXPOSED ELECT TERM-CABIN READING LIGHTS..... | (R) 10 05 83 |
| 33-004 | TAIL CONE NAVIGATION LIGHTS..... | 08 28 84 |
| 33-005 | NOT ISSUED | |
| 33-006 | IMPROVED TEL-TAIL LIGHT INSTALLATION | 11 16 84 |
| 33-007 | INSTALLATION OF ALTERNATE AUXILIARY LIGHTS TIME DELAY RELAY & BRACKET | (R) 03 30 15 |
| 34-001 | O.A.T. DETECTOR MODIFICATION | 11 14 84 |
| 34-002 | IMPROVE PITOT STATIC DRAIN..... | 11 08 86 |
| 34-003 | COLLINS AUTOPILOT ADAPTER INSTALLATION..... | (R) 02 24 88 |
| 34-004 | NOT ISSUED | |
| 34-005 | GROUND PROXIMITY WARNING SYSTEM INSTALLATION | 06 29 99 |
| 34-006 | NOT ISSUED | |
| 34-007 | THREE COUNTER DRUM ALTIMETER RETROFIT..... | 04 10 06 |
| 34-008 | DUAL MODE S TRANSPONDER, WITH ELEMENTARY SURVEILLANCE | 10 09 06 |
| 35-001 | OXYGEN SYSTEM - LEAK REDUCTION | 04 15 83 |
| 35-002 | INSTALLATION, METALLIC COCKPIT OXYGEN PLUMBING..... | (R) 08 17 84 |
| 35-003 | INSTALLATION, METALLIC COCKPIT OXYGEN PLUMBING..... | (R) 07 19 85 |
| 35-004 | PROTECTIVE BREATHING EQUIPMENT/PART 121.337 (b) (8) | 07 10 98 |
| 52-001 | REPLACE ALUM HINGE ANGLES W/SIMILAR PARTS/STEEL..... | (R) 01 16 76 |
| 52-002 | SUPERSEDED BY SB 52-003 | |
| 52-003 | INSTALLATION OF MODIFIED SNUBBER ASSEMBLY | (R) 01 22 76 |
| 52-004 | IMPROVED SERVICE LIFE DOOR HINGE | 08 05 77 |
| 52-005 | POSITIVE PASSENGER DOOR SNUBBER ATTACHMENT | (R) 11 15 78 |
| 52-006 | MOD OF CARGO DOOR COUNTERBALANCE MECHANISM | (R) 10 02 80 |
| 52-007 | BAGGAGE DOOR LATCH PROTECTORS..... | (R) 05 29 79 |
| 52-008 | REPLACEMENT CARGO DOOR LATCH AND/OR RECEPTACLE | (R) 09 20 24 |
| 52-009 | INSPECTION OF DOOR LATCH MECHANISMS | (R) 06 12 87 |
| 52-010 | INSPECTION OF DOOR LATCH MECHANISMS | (R) 08 01 80 |
| 52-011 | CARGO DOOR GAS SPRING INSTALLATION..... | (R) 07 13 93 |
| 52-012 | NOT ISSUED | |
| 52-013 | NOT ISSUED | |
| 52-014 | INSTALLATION OF ASSIST HANDLE (REV PG 5 OF 6 ONLY) | (R) 07 31 85 |
| 52-015 | PASSENGER DOOR MODIFICATION | (R) 01 21 93 |
| 52-016 | NOT ISSUED | |
| 52-017 | NOT ISSUED | |
| 52-018 | MAIN CARGO DOOR IMPROVEMENT | 12 09 96 |
| 52-019 | CABIN DOOR TOP LATCH POSITIVE EXTENSION INSPECTION HOLE | 02 11 97 |
| 52-020 | REPLACEMENT OF JAWS ON PASSENGER AND CARGO DOOR LATCH ASSEMBLY | 01 14 25 |
| 53-001 | FRAME SPLICES-INSPECT & CHANGE AS REQUIRED | (R) 01 22 76 |
| 53-002 | INSTALLATION OF DOUBLER..... | (R) 01 22 76 |
| 53-003 | REINFORCED FLOORBOARD IN NOSE BAGGAGE COMPARTMENT..... | 09 16 77 |
| 53-004 | DRAIN HOLES..... | 09 27 77 |
| 53-005 | AFT WING TO FUSELAGE BELLY FAIRING ATTACHMENT | 11 15 78 |
| 53-006 | INSPECTION/REPAIR OF FUSELAGE BELT SKIN..... | 11 24 80 |
| 53-007 | INSPECTION/BEEF-UP OF CARGO DOOR AREA BELT FRAMES..... | (R) 02 17 92 |
| 53-008 | STIFFENING OF CARGO DOOR OPENING AND CARGO FLOOR | 11 12 81 |
| 53-009 | FUSELAGE - RADOME | 03 30 82 |
| 53-010 | INSPECTION/REPAIR FUSELAGE SKIN CRACKS | (R) 03 29 84 |
| 53-011 | CABIN ENTRANCE DOOR SILL BEEF UP..... | (R) 02 10 93 |
| 53-012 | COCKPIT FLOORBOARD FOD BARRIER INSTALLATION | (R) 06 05 96 |
| 53-013 | RADOME LIGHTNING PROTECTION | 11 07 07 |
| 53-014 | INSTALLATION OF FORM-IN-PLACE GASKETS-WING-TO-BODY FAIRINGS | 09 03 10 |

TECHNICAL PUBLICATIONS INDEX

| NUMBER | DESCRIPTION | DATE |
|--------|--|--------------|
| 53-015 | INSPECTION ACCESS PANEL INSTALLATION | (R) 09 15 14 |
| 53-016 | INSPECTION AND/OR REPLACEMENT OF THE LEFT HAND AND RIGHT HAND FORWARD AND AFT WING-TO-BODY ATTACH FITTINGS | (R) 05 13 13 |
| 53-017 | INSPECTION OF F.S. 69.31 FORWARD PRESSURE BULKHEAD FOR CRACKS | (R) 11 06 13 |
| 53-018 | PROPELLER ICE GUARD FUSELAGE SKIN INSPECTION | 05 23 16 |
| 53-019 | FORWARD PRESSURE BULKHEAD INSPECTION FOR MISSING RIVETS AND CRACKS AROUND EXISTING RIVETS AT WL 97.12, LBL / RBL 3.0 | 07 16 20 |
| 54-001 | PROVIDE INSTRUCTIONS FOR REPLACE FASTENERS/NEW FASTENERS | (R) 01 16 76 |
| 54-002 | INSPECTION OF HYDRAULIC LINES & FUEL LINES | 09 22 76 |
| 54-003 | IMPROVE FIRE RESISTANCE OF FUEL & HYDRAULIC SYS | 04 28 77 |
| 54-004 | ADD STIFFENERS TO MAIN GEAR KEELSON WEBS | 12 05 78 |
| 54-005 | NACELLE AFT EXHAUST FAIRING REPAIR | (R) 09 19 80 |
| 54-006 | OIL DEFLECTOR KIT INSTALLATION | 10 21 85 |
| 55-001 | INSP/REPLACE STABILIZER SKIN ATTACH SCREWS | (R) 01 16 76 |
| 55-002 | STABILIZER FAIRING BEEF-UP | (R) 01 19 76 |
| 55-003 | VERTICAL STABILIZER-SKIN REINFORCEMENT | 09 03 75 |
| 55-003 | VERTICAL STABILIZER-SKIN REINFORCEMENT (SUPP 1) | 10 23 75 |
| 55-004 | STABILIZER - VERTICAL | (R) 07 26 82 |
| 55-005 | OUTBOARD ELEVATOR HINGE BEEF-UP | (R) 01 07 91 |
| 55-006 | STABILIZER-VERTICAL STABILIZER ATTACH BOLTS | 04 11 83 |
| 55-007 | INSP/REPL OF FASTENERS IN HORIZONTAL STABILIZER | 04 09 84 |
| 55-008 | MODIFICATION OF ELEVATOR BALANCE INTERCOSTAL | 04 12 88 |
| 55-009 | VERTICAL STABILIZER SKIN IMPROVEMENT | 11 16 88 |
| 55-010 | HORIZONTAL STABILIZER FITTING FASTENERS | (R) 12 13 91 |
| 55-011 | HORIZONTAL STABILIZER, AFT SPAR, CENTERLINE SPLICE, BEEF-UP INSTALLATION | (R) 08 07 19 |
| 55-012 | VERTICAL STABILIZER ACCESS PANEL INSTALLATION | 04 20 16 |
| 55-013 | HORIZONTAL STABILIZER TRUNNION BOLT INSPECTION | 09 11 18 |
| 55-014 | HORIZONTAL STABILIZER AFT SPAR AND ELEVATOR QUADRANT CLEARANCE INSPECTION | 08 07 19 |
| 56-001 | INSPECTION AND/OR REPLACEMENT OF 26-22039 OUTER WINDOW PANE AND 27-22191 AFT CABIN OUTER PANE | (R) 11 26 91 |
| 56-002 | INSPECTION AND/OR REPLACEMENT OF 27-22180 OUTER WINDOW PANE | (R) 05 29 92 |
| 56-003 | INSPECTION, ACRYLIC COCKPIT OUTER WINDOW PANES | (R) 11 02 89 |
| 56-004 | CABIN WINDOW INNER PANE INSTALLATION | (R) 03 02 92 |
| 56-005 | COCKPIT SIDE WINDOW - INNER PANE INSTALLATION | (R) 07 13 95 |
| 56-006 | NOT ISSUED | |
| 56-007 | NOT ISSUED | |
| 56-008 | CABIN WINDOW DEFOG SYSTEM | (R) 03 08 02 |
| 56-009 | HEATED WINDSHIELD ELECTRICAL BONDING INSTRUCTIONS | (R) 01 07 09 |
| 56-010 | NOT ISSUED | |
| 56-011 | INSPECTION FOR COCKPIT HEATED WINDSHIELDS | 12 01 10 |
| 56-012 | INSTALLATION OF NEW ELECTRICALLY HEATED GLASS WINDSHIELD (27-19482-001/-002) | 09 28 12 |
| 56-013 | INSPECT COCKPIT WINDSHIELDS AND SIDE WINDOWS FOR FASTENER/NUT SECURITY | (R) 02 26 15 |
| 57-001 | MOD OF R/H WING TIP FOR NEW HEATER BLANKET | (R) 12 05 75 |
| 57-002 | MODIFICATION FOR IMPROVED VENTING | (R) 12 05 75 |
| 57-003 | X-RAY INSPECTION OF LOWER FRONT SPAR CAP | (R) 01 12 83 |
| 57-004 | X-RAY INSPECTION OF LOWER FRONT SPAR CAP | (R) 01 12 83 |
| 57-005 | X-RAY INSPECTION OF LOWER FRONT SPAR CAP | (R) 01 12 83 |
| 57-006 | MOD TO PROVIDE ACCESS FOR X-RAY INSPECTION | (R) 12 02 75 |
| 57-007 | MOD TO PROVIDE ACCESS FOR X-RAY INSPECTION | (R) 12 02 75 |
| 57-008 | MOD TO PROVIDE ACCESS FOR X-RAY INSPECTION | (R) 12 02 75 |
| 57-009 | TRAILING EDGE STIFFENING | (R) 12 02 75 |
| 57-010 | INSTALLATION OF LEADING EDGE ACCESS DOOR | (R) 12 05 75 |
| 57-011 | IMPROVEMENT OF INBOARD LEADING EDGE TO NACELLE ATTACHMENT | (R) 12 05 75 |
| 57-012 | TRAILING EDGE STIFFENING | 12 04 75 |
| 57-013 | WING LOWER TRAIL EDGE INSP REPAIR AND/OR STIFFENING | (R) 08 26 76 |
| 57-014 | WING/FUSELAGE FAIRING STIFFENER BEEF-UP | 12 05 78 |
| 57-015 | X-RAY INSPECTION OF LOWER SPAR | 12 06 78 |



Ontic Engineering and Manufacturing, Inc

TECHNICAL PUBLICATIONS INDEX

| NUMBER | DESCRIPTION | DATE |
|---------|---|--------------|
| 57-016 | WING TRAILING EDGE RIBS/CENTER FLAP HINGE INSP..... | (R) 12 09 81 |
| 57-017 | STALL STRIP REMOVAL..... | 11 08 86 |
| 57-018 | MOD/REPAIR OF UPPER WING SKIN..... | (R) 10 25 93 |
| 57-019 | INCREASED CORROSION CONTROL FOR AFT SPAR, AT LOWER FORWARD AND AFT STEEL ANGLES..... | 04 05 05 |
| 57-020 | INSTALLATION OF FORM-IN-PLACE GASKETS-BATTERY BOX ACCESS PANELS..... | 09 03 10 |
| 57-021 | INSTALLATION OF FORM-IN-PLACE GASKETS-DELTA P/P TRANSDUCER ACCESS PANELS..... | 09 03 10 |
| 57-022 | CANCELLED | |
| 57-023 | INSPECTION OF MAIN SPAR LOWER CAP, BL 0.0 TO BL 3.0..... | (R) 08 06 19 |
| 57-024 | INSPECTION OF MAIN SPAR LOWER CAP FROM BL 3 TO BL 14 FOR AIRCRAFT WITH PERMANENT FASTENERS..... | 08 06 19 |
| 57-025 | INSPECTION OF MAIN SPAR LOWER CAP FROM BL 3 TO BL 14 FOR AIRCRAFT WITH REMOVABLE FASTENERS..... | 08 06 19 |
| 61-001 | INSTRUCTIONS FOR INSTALLING PUMP GROUNDING WIRE..... | (R) 12 12 75 |
| A61-002 | CANCELLED BY A61-003 | |
| A61-003 | CANCELS A61-002..... | 04 01 80 |
| 61-004 | BETA SWITCH CONNECTOR..... | 04 16 82 |
| 61-005 | IMPROVED PROPELLER SYNCHROPHASER CONTROL..... | 07 22 86 |
| 71-001 | INSPECT & CLEAR SHROUD FLANGE FROM FUEL LINE..... | (R) 01 30 76 |
| 71-002 | INSPECT TO IDENTIFY OIL COOLER AIR INLET ASSY..... | (R) 01 30 76 |
| 71-003 | FLEXIBLE OIL COOLER AIR DUCT..... | (R) 01 30 76 |
| 71-004 | INSPECTION & RETORQUE OF ENGINE LORD MOUNT BOLTS..... | (R) 01 30 76 |
| 71-005 | BRAZED AIR SCOOP/OIL RING ASSEMBLY..... | (R) 11 07 75 |
| 71-006 | ENGINE INLET ANTI-ICE VALVE SUPPORT BRACKET REP..... | (R) 02 02 76 |
| 71-007 | SPLIT COWLING FRAME MODIFICATION..... | (R) 02 02 76 |
| 71-008 | PROVISIONS TO PREVENT OVERBOARD VENTING..... | (R) 01 16 76 |
| 71-009 | SUPPLEMENTARY INSPECT OF LOWER ENG MOUNT TRUSS..... | (R) 02 13 81 |
| 71-010 | RESCINDED | |
| 71-011 | CLEARANCE INSPECTION - COWLING..... | (R) 10 29 84 |
| 71-012 | ENGINE ELECTRICAL HARNESS PROTECTION..... | 10 17 77 |
| 71-013 | REINFORCEMENT OF OIL COOLER SCOOP ASSEMBLY..... | 12 05 78 |
| A71-014 | INSPECTION & REPLACEMENT OF ENGINE MOUNTS..... | 03 09 79 |
| 71-015 | HEAT SHROUD REMOVAL (TAMALE CAN)..... | (R) 05 28 92 |
| 71-016 | IN-FLIGHT POWER CHECK..... | 08 03 81 |
| 71-017 | IMPROVED ENGINE COMBUSTION SYSTEM..... | (R) 10 10 83 |
| 71-018 | INSPECTION OF LH AND RH LOWER ENGINE TRUSS ASSEMBLIES FOR CRACKS..... | (R) 08 26 11 |
| 73-001 | PROP PITCH ARM INSTALLATION..... | (R) 12 17 75 |
| 73-002 | FLEXIBLE FUEL DRAIN LINES..... | 08 12 77 |
| 74-001 | PROVISIONS FOR CONTINUOUS IGNITION..... | 11 14 75 |
| 74-001 | PROVISIONS FOR CONTINUOUS IGNITION (SUPP 1)..... | 01 27 76 |
| 74-002 | INSTALLATION OF AUTO IGNITION SYSTEM..... | 10 22 81 |
| 74-003 | MODIFICATION OF NEGATIVE TORQUE SENSING (NTS) TEST SYSTEM TO PROVIDE AUTO IGNITION SYSTEM AND MATERIAL LIST SUPPLEMENT..... | (R) 08 06 03 |
| 76-001 | POWER CON END TERM REWORK TO TWO ATTACH PIN..... | (R) 10 20 75 |
| 76-002 | ROD END LOCKING DEVICE..... | 08 20 75 |
| 76-002 | ROD END LOCKING DEVICE (SUPP 1)..... | 11 25 75 |
| 76-003 | INSTALL OF STAIN STEEL FEATHERING VALVE CAM PLATE..... | 08 20 75 |
| 76-004 | POWER LEVER FLIGHT IDLE GATE DETENT IMPROVEMENT..... | 06 24 80 |
| 76-005 | INSPECT/REPLACE OF ENGINE POWER CONTROL CABLES..... | 07 21 81 |
| 76-006 | NOT ISSUED | |
| 76-007 | ENGINE CONTROLS-CABLES (BOOT INST & MOUNT HARD)..... | (R) 05 23 85 |
| 76-008 | INSPECT/REPLACE POWER LEVER FLIGHT IDLE DETENT ARM..... | (R) 12 17 91 |
| 76-009 | POSITIVE SAFETY OF POWER CONTROL CABLE TO LEVER ATTACH POINT CLEVIS, AND INSPECTION FOR SECURITY OF ATTACHING HARDWARE OF POWER CONTROL CABLE TO PN 26-21505 BRACKET..... | 01 06 95 |
| 76-010 | POSITIVE SAFETY OF ATTACHING HARDWARE FOR ENGINE POWER/RPM CONTROL CABLE HOUSINGS TO PEDESTAL BRACKET PN 26-21505..... | 03 01 96 |
| 76-011 | INSPECT POWER LEVERS IN PEDESTAL FOR CRACKING AND/OR EXCESSIVE WEAR..... | (R) 11 01 18 |

TECHNICAL PUBLICATIONS INDEX

| NUMBER | DESCRIPTION | DATE |
|--------|---|--------------|
| 76-012 | REPLACE/REWORK PROPELLER PITCH CONTROL (PPC) ASSEMBLIES PER HONEYWELL SERVICE BULLETIN TPE331-72-2190 | 03 17 15 |
| 76-013 | REPLACEMENT ENGINE CONTROL CABLES (FLEXIBLE SLIDING ELEMENT) | 04 26 19 |
| 77-001 | RELOCATION OF TORQUE PRESSURE TRANS & SWITCH | (R) 01 19 76 |
| 77-001 | RELOCATION OF TORQUE PRESSURE TRANSMITTER (SUP 1)..... | 10 28 76 |
| 77-002 | RELOCATION OF TORQUE PRESSURE TRANSMITTER | (R) 01 19 76 |
| 77-002 | RELOCATION OF TORQUE PRESSURE TRANSMITTER (SUP 1)..... | 10 28 76 |
| 77-003 | INCORPORATION OF DIGITAL ITT INDICATOR..... | 11 15 78 |
| 77-004 | ENGINE TORQUE INDICATING SYSTEM..... | (R) 10 03 88 |
| 79-001 | INST RESTRICTOR FITTING IN PRESS LINE TO TRANS..... | (R) 01 16 76 |
| 79-002 | OIL STORAGE - INSTALLATION OF BAFFLE | (R) 02 02 76 |
| 79-003 | MODIFICATION OF OIL TANK CAP | (R) 02 02 76 |
| 79-004 | OIL TANK VENT RELOCATION..... | (R) 02 02 76 |
| 80-001 | START SWITCH REPLACEMENT..... | 01 25 88 |
| 82-001 | INSTALLATION OF AWI HEAT THERMAL SWITCH | (R) 01 23 76 |
| 82-002 | RELOCATION OF AWI LINES IN WHEELWELL | (R) 01 23 76 |
| 82-003 | SERVICE LIFE IMPROVEMENT OF WATER INJECT SYSTEM | 09 17 76 |
| 82-004 | IMPROVED PRESSURE SWITCH FOR ALCOHOL WATER INJECTION (AWI)..... | 08 25 92 |



Ontic Engineering and Manufacturing, Inc

TECHNICAL PUBLICATIONS INDEX

SA226 SERIES SERVICE LETTERS

REISSUE 03 07 16

[SERVICE INFORMATION INCLUDES: BULLETINS, LETTERS, AND NOTES -

[PNs: PAPER 27-10054-039 / ELECTRONIC 27-10054-040]

| NUMBER | DESCRIPTION | DATE |
|--------|---|----------|
| 001 | DE-ICER BOOT MOISTURE REMOVAL..... | 02 14 92 |
| 002 | GEARCASE OIL DRAIN FITTING..... | 05 29 92 |
| 003 | ADD DRAIN HOLES TO VERTICAL STABILIZER..... | 10 28 92 |
| 004 | NOT ISSUED | |
| 005 | DL5040M5 PITCH TRIM ACTUATOR FREEPLAY MEASUREMENT..... (R) | 08 03 99 |
| 006 | CARGO DOOR GAS SPRING ATTACH POINT (FUSELAGE FRAME)..... | 05 12 93 |
| 007 | POLYURETHANE HOSES, 5/8" INSIDE DIAMETER..... | 09 27 93 |
| 008 | ALTERNATE MEANS OF COMPLIANCE WITH AD 93-15-02..... | 08 12 93 |
| 009 | REPLACEMENT OF PN 69380, MS24593-8 OR J416-8SS-5 BLEED AIR CHECK VALVE..... | 10 26 93 |
| 010 | RETURN PORT, NOSE WHEEL STEERING ACTUATOR..... | 11 22 93 |
| 011 | NOSE LANDING GEAR UPLOCK ROLLER/STRIKER EXTENSION REMOVAL..... | 06 24 96 |
| 012 | FAR 121.310(g) EXTERIOR EXIT MARKINGS..... | 01 29 97 |
| 013 | FAR 121.310(h) EXTERIOR ESCAPE ROUTE..... | 02 21 97 |
| 014 | BARBER COLMAN PITCH TRIM ACTUATOR - PERFORM ADJUSTMENT - MECHANICAL/ ELECTRICAL STOPS FUNCTIONAL CHECK AND NO-BACK FUNCTIONAL CHECK..... (R) | 02 01 99 |
| 015 | GENERATOR CONTROL UNIT INTERCHANGEABILITY..... (R) | 02 09 99 |
| 016 | PILOT SEAT BACK POCKET INTERFERES WITH JUNCTION BOX..... | 04 02 98 |
| 017 | BARBER COLMAN PITCH TRIM ACTUATOR - AIRSPEED LIMITATION..... | 09 02 98 |
| 018 | INSPECTION OF PITCH TRIM ACTUATOR FOR CORRECT INSTALLATION AND FREEDOM OF OPERATION..... | 09 09 98 |
| 019 | INSPECTION/REPLACEMENT OF (31 PSI) PNEUMATIC PRESSURE REGULATOR FOR INCORRECT INLET/OUTLET PORT ORIENTATION..... | 11 24 98 |
| 020 | LIFE PRESERVER WITH LOCATOR LIGHT FOR FAR, PART 121.2 AND 121.340 REQUIREMENT..... | 12 04 98 |
| 021 | OVERHAUL TIME LIMIT FOR PN 27-81009 HYDRAULIC PACK..... (R) | 11 03 99 |
| 022 | BF GOODRICH PN 74-451-AC EROSION REPAIR KIT, FOR WING AND TAIL DE-ICE BOOTS..... | 08 25 99 |
| 023 | INSPECTION/REPLACEMENT/PROTECTION OF FUEL BOOST PUMP WIRE HARNESS FOR CHAFFING CONDITION, FAA APPROVED..... (R) | 09 25 00 |
| 024 | NOT ISSUED | |
| 025 | INSPECTION OF PRIMARY FLIGHT CONTROL CABLE TERMINALS FOR CRACKS/PITTING CORROSION..... | 05 29 01 |
| 026 | INSPECT PN 27-81069-011 BLANKET ASSEMBLY FOR PRESENCE OF FLAMMABLE FLUID AT EACH PRE-FLIGHT..... | 07 03 02 |
| 027 | INSPECT CABIN AND CARGO DOOR, FORE AND AFT, CLICK-CLACK BUSHING RECEPTACLE, PN 27-20063-007 (AIRFRAME SIDE), FOR CRACKS..... (R) | 04 04 16 |
| 028 | INSPECTION OF MAIN LANDING GEAR (MLG) TRUNNION BUSHING, PN 27-51009, ATTACHING HARDWARE FOR LOOSENESS..... | 03 27 03 |
| 029 | INSPECT FOR POSSIBLE CRACKS IN LH/RH FUSELAGE STATION (F.S.) 272 AND 276 FOR FORWARD SPAR, F.S. 308 AND 311 FOR AFT SPAR ON AT/TC MODEL AIRPLANES OR F.S. 169 AND 173 FOR MAIN SPAR, F.S. 205 AND 208 FOR AFT SPAR ON T/T(A)/T(B) MODEL AIRPLANES, LOWER BELT FRAMES AND NESTED CHANNELS AT LH/RH STRINGER 10A FEEDTHROUGH..... | 06 10 03 |
| 030 | INSPECT FOR CRACKS AND/OR BULGES OF LEFT HAND/RIGHT HAND, INBOARD/OUTBOARD, KEELSON WEB SKIN AT NACELLE STATION (N.S.) 141.69..... | 06 10 03 |
| 031 | ONE TIME INSPECTION OF UPPER, PITCH TRIM ACTUATOR (PTA) ATTACH FITTING HARDWARE AND BUSHINGS FOR CORRECT INSTALLATION AND SUBSEQUENT INSPECTION FOR CRACKS..... (R) | 02 10 20 |
| 032 | RELIEF FOR RECENT CHANGE OF SA226 MM, CHAPTER 5, HYDROSTATIC TEST INTERVAL (HTI), FOR PN 30301100 AND 30300020 FIRE EXTINGUISHER BOTTLES..... | 04 16 04 |
| 033 | SPECIAL INSPECTION OF FUSELAGE DRAINS AND INSTALLATION OF ADDITIONAL FUSELAGE DRAINS IN ACCORDANCE WITH M7 ENGINEERING DRAWING, 27K22001..... (R) | 01 26 05 |
| 034 | LORD MECHANICAL PRODUCTS, SERVICE INFORMATION LETTER, LM827-71-001, CLARIFICATION OF THE ENGINE ISOLATOR INSPECTION CRITERIA, DATED: DECEMBER 2, 2004..... (R) | 01 20 06 |
| 035 | INCREASED CORROSION CONTROL FOR AFT SPAR, AT LOWER FORWARD AND AFT STEEL ANGLES..... | 04 05 05 |

TECHNICAL PUBLICATIONS INDEX

| NUMBER | DESCRIPTION | DATE |
|--------|---|----------|
| 036 | USE OF THE NAME FAIRCHILD OR M7 AEROSPACE LP..... | 02 20 07 |
| 037 | INSPECTION/REPLACEMENT OF FLIGHT CONTROL CABLE PULLEY, GUARD PIN..... (R) | 01 30 14 |
| 038 | INSPECTION OF UPPER & LOWER ENGINE MOUNT ATTACH FITTING BOLTS FOR CORRECT TORQUE..... | 11 14 08 |
| 039 | NOT ISSUED | |
| 040 | COCKPIT HEATED WINDSHIELD (PN 26-21126 AND 27-19442) DAMAGE REPORT..... (R) | 08 31 12 |
| 041 | INSPECTION OF ENGINE TRUSSES FOR CHAFING BY ANTI-ICE VALVE PN 319980-13-1..... | 08 26 11 |
| 042 | APPH SOLENOID VALVES AND HYDRAULIC POWER PACKS ALERT..... | 08 03 12 |
| 043 | DEFECTIVE STANDARD HARDWARE - MS21042 SELF-LOCKING NUT..... | 08 03 12 |
| 044 | NOT ISSUED | |
| 045 | INSPECT AILERON SPAR WEB AT HINGES FOR CRACKING..... (R) | 09 19 14 |
| 046 | INSPECT AND REPLACE 27-51000-031 LANDING GEAR ACTUATOR BOLTS..... | 08 13 13 |
| 047 | INSPECT HONEYWELL PN 894568-1 FUEL LINE FOR DAMAGE..... (R) | 12 12 13 |
| 048 | RECOMMEND REPLACE/REWORK PROPELLER PITCH CONTROL (PPC) ASSEMBLIES PER HONEYWELL SERVICE BULLETIN TPE331-72-2190..... | 02 11 14 |
| 049 | INSPECT HONEYWELL PN 894382-1/-2/-5/-6 ANTI-ICE TUBE FOR CRACKING OR DAMAGE..... | 09 19 14 |
| 050 | INSPECTION OF RUDDER FLIGHT CONTROL CABLES..... | 04 15 15 |
| 051 | INSPECT/REPLACE 27-52000-141 NOSE LANDING GEAR ACTUATOR BELLCRANK PINS..... | 08 31 15 |
| 052 | INSPECTION OF ENGINE CONTROL CABLE SUPPORT BRACKET IN PEDESTAL..... | 08 24 15 |
| 053 | CABIN ALTITUDE WARNING SYSTEM OPERATIONAL TEST..... (R) | 11 07 18 |
| 054 | REPLACE ENGINE PLUMBING TO FUEL HEATER PER HONEYWELL SB TPE331-73-0238..... | 10 27 16 |
| 055 | ROUTING MODIFICATIONS AFFECTING CONTROL CABLE LIFE..... | 02 14 18 |
| 056 | AIRPLANE TOWING PLACARDS..... | 02 12 18 |
| 057 | WINDSHIELD POST/LOWER SILL CORROSION..... | 08 14 18 |
| 058 | UNAPPROVED BCP4W10/BCP5W11 BEARING VENDOR PART..... | 08 06 19 |
| 059 | ALTERNATE POLYURETHANE ANTENNA GASKET..... | 03 20 19 |
| 060 | WING MAIN SPAR LOWER CAP INSPECTION CLARIFICATION..... | 03 09 21 |
| 061 | NOT RELEASED..... | |
| 062 | ELEVATOR QUADRANT ASSEMBLY..... | 03 08 23 |
| 063 | CHANGE OF NAME OF DESIGN APPROVAL HOLDER..... | 10 27 23 |
| 064 | MAIN LANDING GEAR PLACARD RELOCATION..... | 07 31 24 |
| 065 | POTENTIAL 5G INTERFERENCE OF RADIO ALTIMETERS ON AIRPLANES..... | 07 07 25 |



Ontic Engineering and Manufacturing, Inc

TECHNICAL PUBLICATIONS INDEX

SA226 SERIES SERVICE NOTES

REISSUE 03 07 16

[SERVICE INFORMATION INCLUDES: BULLETINS, LETTERS, AND NOTES -

PNs: PAPER 27-10054-039 / ELECTRONIC 27-10054-040]

| NUMBER | DESCRIPTION | DATE |
|--------|---|--------------|
| 001 | RESCINDED | |
| 002 | NOT ISSUED | |
| 003 | SUPERSEDED BY SN 013 | |
| 004 | NOT ISSUED | |
| 005 | RESCINDED | |
| 006 | WING OVERHEAT WARNING SYSTEM..... | 04 10 72 |
| 007 | INSP HORIZONTAL TRIM ACT MOUNT BOLTS & BUSHINGS | 08 15 72 |
| 008 | RESCINDED | |
| A009 | INSP FUEL LINE CONDITION & CLEARANCE ABOVE LAND LIGHT..... | (R) 07 19 77 |
| 010 | LANDING WHEEL NUT TORQUE..... | 02 07 73 |
| 011 | ADJUST RUDDER/AILERON INTERCONNECT SPRINGS & CABLES..... | 03 14 73 |
| 012 | RESCINDED | |
| 013 | RESCINDED | |
| 014 | RESCINDED | |
| 015 | RESCINDED | |
| 016 | INSPECT AIR/OIL SEPARATOR INSTALL-ENGINE OIL TANKS..... | 06 25 73 |
| 017 | SA226 OPERATIONAL INFORMATION (WITH SUPP 1)..... | 07 25 73 |
| 018 | B.F. GOODRICH SERVICE BULLETIN NO. E-71-40B..... | 06 25 73 |
| 019 | RESCINDED | |
| 020 | SA226 SERVICE INFORMATION EFFECTIVITY..... | 10 05 73 |
| 021 | RESCINDED | |
| 022 | RESCINDED | |
| 023 | RESCINDED | |
| 024 | RESCINDED | |
| 025 | PITCH TRIM ACTUATOR ATTACHMENT FITTING..... | 01 24 74 |
| 026 | ENGINE MOUNT BOLT SECURITY | 02 04 74 |
| 027 | CAST MAGNESIUM WHEEL ASSEMBLY PN 3-1283..... | 03 04 74 |
| 028 | SA226 HYDRAULIC LINE CHAFING | 03 11 74 |
| 029 | RESCINDED | |
| 030 | SUPERSEDED BY NO. 073 | |
| 031 | RESCINDED | |
| 032 | RESCINDED | |
| 033 | WATER SEPARATOR BY-PASS VALVE SPRING | 06 06 74 |
| 034 | NOT ISSUED | |
| 035 | RESCINDED | |
| 036 | OPERATIONS WITH WATER, SLUSH, OR SNOW ON RUNWAY | 10 01 74 |
| 037 | RESCINDED | |
| 038 | COCKPIT SWITCH ORIENTATION | 10 09 74 |
| 039 | 18 x 5.5, 10 PLY MAIN GEAR TIRES | (R) 03 11 75 |
| 040 | PILOT'S ADVIS-POSSIBLE ASYMMETRICAL THRUST CONDITION | 10 18 74 |
| 041 | EMERGENCY ENTRANCE TO CABIN | 11 07 74 |
| 042 | RESCINDED | |
| 043 | RESCINDED | |
| 044 | RESCINDED | |
| 045 | PILOT'S ADVIS-VARIABLE AUTH NOSE WHEEL STEER SYSTEM..... | 12 20 74 |
| 046 | INSTRUMENT POST LIGHTING | 01 23 75 |
| 047 | HARTZELL PROP SL 90 & HARTZELL PROP SB 109 (W/SUPP 1) | 02 12 75 |
| 048 | RESCINDED | |
| 049 | SERVICE INFORMATION FOR NOSE WHEEL..... | 02 20 75 |
| 050 | RESCINDED | |
| 051 | AIRCRAFT SERVICE INFORMATION..... | 08 05 75 |
| 052 | SUPERSEDED BY SB NO. 32-012 | |
| 053 | HYDRAULIC SHUTOFF OPERATION | 09 19 75 |
| 054 | SEAL KITS..... | 09 25 75 |
| 055 | RESCINDED | |
| 056 | NTS CHECK VALVE INSTALLATION | 10 23 75 |

TECHNICAL PUBLICATIONS INDEX

| NUMBER | DESCRIPTION | DATE |
|--------|--|--------------|
| 057 | REFURBISHING OF DEICE BOOTS SURFACE | 10 24 75 |
| 058 | BENDIX SERVICE BULLETINS NO. 87 AND 91..... | 11 12 75 |
| 059 | TROUBLESHOOTING PROCEDURE FOR WHELEN STROBE LIGHT SYS | 12 04 75 |
| 060 | INSP & COAT OF HYDRIN WING & HORIZ STAB DEICER..... | 01 26 76 |
| 061 | EXHAUST TRACKS..... | 04 12 76 |
| 062 | INSPECTION OF ELEVATOR QUADRANT | (R) 10 01 77 |
| 063 | DOOR SNUBBER SERVICING | 06 09 76 |
| 064 | RADOME PLASTIC CAP VENT HOLE..... | 08 12 76 |
| A065 | SUPERSEDED BY SBA32-012 | |
| 066 | RESCINDED | |
| 067 | STABILIZER SPAR INSPECTION IN ACC WITH AD 74-24-02..... | 04 21 77 |
| 068 | SUPERSEDED BY SBA32-012 | |
| 069 | SAS SYSTEM COMPONENT CHANGES | 08 05 77 |
| 070 | FIREWALL CONNECTIONS..... | 10 01 77 |
| 071 | IMPROVE SERVICE LIFE OF AIR COND REFRIG SYSTEM | 10 01 77 |
| 072 | SUPERSEDED BY SB32-013 | |
| 073 | HYDRAULIC SYSTEM IMPROVEMENTS | 10 01 77 |
| 074 | EXHAUST STUB WITH IMPROVED SERVICE LIFE..... | 10 01 77 |
| 075 | PASSENGER DOOR SNUBBER AND CHAIN ADJUSTMENT | 10 01 77 |
| A076 | PRECAUTIONS ON SAS HEAT OPERATION | 11 29 77 |
| 077 | NEW HEAVY DUTY TACHOMETER GENERATOR..... | 01 09 78 |
| 078 | NOSE GEAR STEER ACTUATOR SEAL REPLACEMENT | 02 10 78 |
| 079 | CONTROL CABLE SHORTENING | 03 10 78 |
| 080 | REPLACE RIVETS IN FLAPS AND NACELLES | (R) 10 15 78 |
| 081 | ENGINE RIGGING-PROPELLER REVERSE LIMITS | 03 10 78 |
| 082 | NOSE WHEEL TOWING TURN LIMITS | 06 10 78 |
| 083 | DEICE STALL-ALTERNATE CEMENT (WITH ADDENDUM) | 10 15 78 |
| 084 | PROPELLER DEICE BRUSH BLOCK REPLACEMENT..... | (R) 09 04 80 |
| 085 | IMPROVED BATTERY ACCESS | 12 15 78 |
| 086 | HYD POWER NOSE STEERING ACTUATOR FILTER..... | 03 30 79 |
| 087 | FAR MASTER MINIMUM EQUIPMENT LIST (MMEL) | (R) 03 26 80 |
| 088 | REPLACED BY TECHNICAL PUBLICATIONS INDEX..... | 03 15 84 |
| 089 | ENGINE CONDITION MONITORING SYSTEM | 10 20 79 |
| 090 | HYD SYSTEM BLEEDING REQUIREMENTS..... | 10 20 79 |
| 091 | LIMITATIONS PLACARDS..... | 12 18 79 |
| 092 | COOL TURBINE OIL SERVICE & LOW LIMIT DUCT SENSOR CHECK | 03 26 80 |
| 093 | ENGINE OIL LEVEL..... | 04 01 80 |
| 094 | TEL-TAIL LIGHT KIT 2260001: SUPP INFORMATION | 04 01 80 |
| 095 | LUFTFAHRT-BUNDESAMT FLY-OVER NOISE LEVEL COMP SPEC..... | 07 07 80 |
| 096 | REQUEST FOR INFORMATION | 08 01 80 |
| 097 | ICE INGESTION | 03 31 81 |
| 098 | FUEL FLOW TRANSMITTER | 06 12 81 |
| 099 | AMPLIFIED LANDING GEAR EXTENSION PROCEDURES..... | (R) 04 15 83 |
| 100 | NOSE WHEEL RETENTION TORQUE | (R) 06 06 14 |
| 101 | IMPROVED HOSE MATERIAL | (R) 01 29 82 |
| 102 | BATTERY AND STARTER/GENERATOR GROUND BONDING..... | (R) 08 16 99 |
| 103 | NOSE WHEEL STEERING OPERATIONS..... | 01 20 82 |
| 104 | ROSEMOUNT SAS PART NUMBER CLARIFICATION..... | 06 14 82 |
| 105 | RPM INDICATOR..... | 06 11 82 |
| 106 | SAFT BATTERY AVAILABILITY | (R) 06 23 82 |
| 107 | SECURING THE 27-67035-001 BUSHING | 06 15 82 |
| 108 | NOSE WHEEL SHIMMY | 06 30 82 |
| 109 | FIRE EXTINGUISHER BOTTLE INSPECTION | 07 02 82 |
| 110 | NOT ISSUED | |
| 111 | TPE331 ENGINE WASH PROCEDURES | 06 03 83 |
| 112 | FLIGHT IDLE POWER CHECK | (R) 08 07 89 |
| 113 | PRE-CALCULATED DETERIORATED POWER LIMIT TABLES SERVICE | 08 24 82 |
| 114 | PITCH TRIM WARNING HORNS | 11 05 82 |
| 115 | OXYGEN REQUIREMENTS, FAR 135 OPERATIONS | (R) 07 01 85 |
| 116 | CRITICAL PROPELLER BLADE | 04 12 83 |



Ontic Engineering and Manufacturing, Inc

TECHNICAL PUBLICATIONS INDEX

| NUMBER | DESCRIPTION | DATE |
|--------|--|----------|
| 117 | AIRFRAME INSPECTION MANUAL, ST-UN-M002..... | 04 06 83 |
| 118 | RESCINDED BY SB 27-036 AND SB 32-048 | |
| 119 | CIRCUIT BREAKER MOISTURE PROTECTION..... (R) | 03 29 84 |
| 120 | RESCINDED..... | 07 26 93 |
| 121 | ELECTRICAL PARTS SUBSTITUTION..... | 04 16 84 |
| 122 | PROCEDURE FOR CONVERTING SA227-TC FLOOR TO CARGO..... | 05 07 85 |
| 123 | PITCH TRIM ACTUATOR..... | 12 09 83 |
| 124 | PROP DEICE SYSTEM MAINTENANCE PROCEDURES..... | 11 15 83 |
| 125 | LANDING GEAR STRUT HEIGHT..... | 12 20 83 |
| 126 | NOT ISSUED | |
| 127 | WIRE IDENTIFICATION..... (R) | 10 04 88 |
| 128 | METALLIC TUBING AND LINE SUPPORT..... | 01 16 84 |
| 129 | NOT ISSUED | |
| 130 | COCKPIT HYD FLUID CONT SHROUD ASSY & INSULATION BLANKETS..... | 05 16 84 |
| 131 | M.L.G. TIRE TEMPLATE..... (R) | 09 12 90 |
| 132 | EQUIVALENT METHOD OF INSPECTION OF FLAMMABLE FLUID BAG..... | 05 03 84 |
| 133 | LANDING GEAR SERVICE AND LUBRICATION..... (R) | 09 05 84 |
| 134 | STALL AVOIDANCE SYSTEM (SAS)..... | 08 06 84 |
| 135 | ENG CONTROL CABLE I D & INTERCHANGEABILITY..... | 08 14 84 |
| 136 | NOT ISSUED | |
| 137 | AIRCRAFT DEICING PROCEDURES..... | 11 07 84 |
| 138 | INSPECTION OF 893-16162 OXYGEN MASK MOUNTED REG..... | 01 24 85 |
| 139 | IMPROVED RADOME EROSION CAP..... (R) | 08 20 85 |
| 140 | JACK PAD/TIE DOWN RING ASSEMBLY..... | 02 28 85 |
| 141 | SAS SERVO MOUNT BOLT ACCESS..... | 02 28 85 |
| 142 | PASSENGER & CARGO DOOR LATCH CHECK..... | 02 28 85 |
| 143 | FAR PART 135 COMMUTER OPERATION..... | 06 17 85 |
| 144 | FUEL LEAK CLICK-PATCH REPAIR..... (R) | 05 11 12 |
| 145 | INSPECT SCEET HOSES IN SIDE CONSOLES..... | 07 02 85 |
| 146 | ELEVATOR QUADRANT LINK REPLACEMENT ASSEMBLY..... | 07 11 85 |
| 147 | CORRECT PART NUMBER IN SB 226-29-005..... | 10 15 85 |
| 148 | RESCINDED | |
| 149 | RESCINDED | |
| 150 | ALT FITTINGS FOR SB 226-35-002 AND 226-35-003..... | 12 31 85 |
| 151 | CLARIFICATION OF A.D.85-04-01..... | 03 04 86 |
| 152 | WING DEICER BOOT-ALTERNATE MATERIAL..... | 04 02 86 |
| 153 | IMPROVED FIRE EXTINGUISHER LOGIC MODULE..... | 08 26 86 |
| 154 | MLG TRUNNION BUSHING REPL PN..... (R) | 09 10 86 |
| 155 | NOSE STEERING SWITCH REPLACEMENT..... | 10 06 87 |
| 156 | NOT ISSUED | |
| 157 | FORWARD WING SPAR ACCESS PANEL HARDWARE INSPECTION..... | 10 05 88 |
| 158 | MAIN LANDING GEAR DOOR TO NACELLE CLEARANCE..... | 11 28 88 |
| 159 | UNPRESSURIZED FLIGHT PROCEDURES..... | 04 03 89 |
| 160 | ELEVATOR TORQUE TUBE INSPECTION..... | 10 17 89 |
| 161 | FUEL SHUTOFF BELLCRANK..... | 11 16 90 |
| 162 | RUDDER TRIM TAB ROD ASSEMBLY..... | 11 08 9 |
| 163 | PAINTED WINGS (FULL REVISION AND REPRINT)..... (R) | 05 13 08 |
| 164 | FLIGHT CONTROL CABLE MATERIAL..... | 10 18 91 |
| 165 | 27-64024-013 TUBE, FUEL PRESSURE INDICATING SYSTEM..... | 02 19 92 |
| 166 | EXHAUST TRACK RIVET REPLACEMENT..... | 03 18 92 |
| 167 | EXTREME COLD WEATHER GREASE FORAILERON AND RUDDER TRIM ACTUATORS..... | 01 25 93 |
| 168 | ACOUSTIC WINDOW PANE REMOVAL..... | 01 25 93 |
| 169 | EROSION PREVENTION FOR AERODYNAMIC FEATURES, AND ABRASION PROTECTION AT CERTAIN CHAFING POINTS..... (R) | 12 19 97 |
| 170 | CHAFING, RUDDER CONTROL RODS..... | 10 31 94 |
| 171 | CHAFING ON OIL LINES FROM RUBBER OIL COOLER TRANSITION DUCT..... REINFORICNG WIRES, ON LOWER ENGINE COWLING | 10 03 23 |
| 172 | POSSIBLE INFLATION DEVICE FAILURE ON SAFRAN LIFERAFTS..... | 10 27 23 |
| 173 | SAFETY RECALL OF SKYBLAZER II RED XLT AERIAL SIGNALS MADE BY ORION SAFETY PRODUCTS..... (R) | 01 26 26 |



Ontic Engineering and Manufacturing, Inc

TECHNICAL PUBLICATIONS INDEX

SA227 SERIES

SA226 TC, AT/227AC, AT CONFIGURATION DEVIATION LIST

DATED 04 04 89

[INCLUDED WITH APPLICABLE PAPER AFM / INCLUDED ON ELECTRONIC 27-10054-220 AND 27-10054-222]

REV. NO. DESCRIPTION DATE

METRO III SA227-AC FLIGHT MANUAL 14,500 LB (7AC)

REISSUE B DATED 04 02 86

[PNs: PAPER 27-10054-073 / ELECTRONIC 27-10054-220; INCLUDES ALL 227 DOMESTIC AFMs]

Table with 3 columns: REV. NO., DESCRIPTION, DATE. Lists revisions B-01 through B-20 for Metro III SA227-AC flight manual.

METRO III SA227-AC FLIGHT MANUAL 14,500 LB SECTION 5

DATED 04 02 86

Table with 3 columns: REV. NO., DESCRIPTION, DATE. Lists revisions B-01 through B-07 for Metro III SA227-AC flight manual section 5.

METRO III SA227-AC FLIGHT MANUAL 14,500 LB SECTION 6

DATED 04 02 86

Table with 3 columns: REV. NO., DESCRIPTION, DATE. Lists revisions B-01 through B-09 for Metro III SA227-AC flight manual section 6.



Ontic Engineering and Manufacturing, Inc

TECHNICAL PUBLICATIONS INDEX

METRO III SA227-AC FLIGHT MANUAL 14,500 LB SUPPLEMENTS

| REV. NO. | DESCRIPTION | DATE |
|----------|---|----------|
| SUP B-01 | ICAO ANNEX 8 OPERATIONS..... | 04 08 86 |
| REV B-01 | BALKED LANDING AND CORRECT EDITORIAL ERRORS..... | 09 05 86 |
| REV B-02 | ACCOMMODATED SB227-61-006..... | 03 03 89 |
| SUP B-02 | SUPERSEDED BY AFM DATED | 07 29 87 |
| SUP B-03 | TAKEOFF WITH SRL OFF/INOPERATIVE..... | 07 30 86 |
| REV B-01 | ENGINE START AND BEFORE TAXI PROCEDURES..... | 07 02 87 |
| REV B-02 | ACCOMMODATED SB227-61-006..... | 03 03 89 |
| SUP B-04 | FLIGHT DATA RECORDER..... | 08 03 88 |
| SUP B-05 | COCKPIT VOICE RECORDER..... | 08 03 88 |
| REV B-01 | ADDED CVR MODEL A100A & OPT UNDERWATER LOCATOR BEACON..... | 12 07 88 |
| SUP B-06 | FERRY WITH FLAPS INOPERATIVE..... | 03 18 92 |
| SUP B-07 | FERRY WITH LANDING GEAR EXTENDED | 11 20 96 |
| UN | IMPROVED NWS (IF INSTALLED PER SB 227-32-030)..... | 11 02 90 |
| REV 01 | REVISED LIMITATIONS, NORMAL, EMERGENCY AND ABNORMAL PROCEDURES, AND MANUFACTURERS DATA..... | 01 06 94 |
| REV 02 | ADDED ITEM 4 TO NOSE WHEEL STEERING (MODIFIED IAW SB 227-32-034)..... | 03 29 94 |
| REV 03 | CHANGED NOSE WHEEL STEERING LIMITATIONS, MOVED TEXT TO FOLLOW ON PAGES, SPLIT NOTE ON PAGE 8 AND ADDED TWO PAGES | 08 10 94 |
| REV 04 | CHANGED NOSE WHEEL STEERING INFORMATION (WHEN MODIFIED IAW S.B. 227-32-040)..... | 03 28 96 |
| UN | TILLER NWS (IF INSTALLED PER SB 227-32-030)..... | 11 02 90 |
| REV 01 | REVISED LIMITATIONS, NORMAL, EMERGENCY AND ABNORMAL PROCEDURES, AND MANUFACTURERS DATA..... | 01 06 94 |
| REV 02 | ADDED ITEM 4 TO NOSE WHEEL STEERING (MODIFIED IAW SB 227-32-034)..... | 03 29 94 |
| REV 03 | CHANGED NOSE WHEEL STEERING LIMITATIONS, MOVED TEXT TO FOLLOW ON PAGES, SPLIT NOTE ON PAGE 8 AND ADDED TWO PAGES | 08 10 94 |
| REV 04 | CHANGED NOSE WHEEL STEERING INFORMATION (WHEN MODIFIED IAW S.B. 227-32-040)..... | 03 28 96 |
| UN | COCKPIT VOICE RECORDER (IF INSTALLED PER SB 227-23-001)..... | 01 03 92 |
| UN | FLIGHT DATA RECORDER (IF INSTALLED IAW FAIRCHILD DRAWING 32-82034)..... | 03 11 92 |
| REV 01 | PROVISIONS FOR INSTALLATION OF F1000 FDR WITH KIT DRAWING 27K82090 | 08 31 98 |
| REV 02 | CHANGED EFFECTIVITY ON KIT DRAWING 27K82090 TO INCLUDE SA227-BC AIRPLANES..... | 08 04 00 |
| UN | VAPOR CYCLE AIR CONDITIONING SYSTEM (IF INSTALLED IN ACCORDANCE WITH FAIRCHILD AIRCRAFT DRAWING NUMBER 27-84300 OR 27K84300)..... | 07 09 92 |
| REV 01 | ADDED MAXIMUM WEIGHTS AND CORRECTED BAGGAGE COMPARTMENT LOADS | 11 05 92 |
| REV 02 | CHANGED AFT BAGGAGE COMPARTMENT LOAD | 06 14 93 |
| REV 03 | CORRECTED CIRCUIT BREAKER INFO, EDITORIAL ERROR AND ADDED EQUIPMENT LIST TO SECTION 5 | 03 29 94 |
| REV 04 | ADDED PLACARD..... | 04 27 94 |
| UN | ENTRANCE LIGHTS (WHEN MODIFIED PER SB 227-33-007)..... | 07 27 92 |
| UN | SIX-COMPARTMENT CARGO CONFIGURATION (IF INSTALLED PER -81 INSTALLATION OF FAIRCHILD DRAWING 27-14005)..... | 09 24 92 |
| UN | DUAL BLEED AIR FLOW CONTROL | 02 12 93 |
| UN | SIX-COMPARTMENT CARGO CONFIGURATION (IF INSTALLED PER FAIRCHILD DWG 27-14132-23)..... | 03 18 93 |
| UN | SIX-COMPARTMENT CARGO CONFIGURATION (IF INSTALLED PER FAIRCHILD DWG 27-14132-1/-19)..... | 03 22 93 |
| UN | ALLIEDSIGNAL AEROSPACE MK-VI GROUND PROXIMITY WARNING SYSTEM (GPWS) (IF INSTALLED PER FAIRCHILD AIRCRAFT DRAWING NUMBER 27-88105)..... (R) | 05 07 96 |
| UN | BENDIX/KING CAS TCAS I TRAFFIC ALERT AND COLLISION AVOIDANCE SYSTEM (IF INSTALLED PER FAIRCHILD AIRCRAFT DRAWING 27-88107, SB 226-23-002, SB 227-23-004, OR SB CC7-23-002)..... | 04 13 94 |
| UN | FIVE-COMPARTMENT CARGO CONFIGURATION (27-14132-25) (FOR AIR- PLANES WITHOUT SEAT TRACKS BUT WITH ADDITIONAL PAN FITTINGS) | 04 18 94 |
| UN | FIVE CARGO NETS | 04 21 95 |
| UN | IMPROVED VAPOR CYCLE AIR CONDITIONING SYSTEM | 05 04 95 |
| REV 01 | CHANGED NOTE ON PAGE 4..... | 06 28 95 |



Ontic Engineering and Manufacturing, Inc

TECHNICAL PUBLICATIONS INDEX

| <u>REV. NO.</u> | <u>DESCRIPTION</u> | <u>DATE</u> |
|-----------------|---|--------------|
| REV 02 | ADDED PLACARD WHEN ALTITUDE SWITCH IS REMOVED AND CHANGED INFORMATION ABOUT ALTITUDE SWITCH | 07 15 96 |
| UN | FAR 121 OPERATIONS | 03 12 97 |
| UN | EMERGENCY LOCATOR TRANSMITTER (ELT) (WHEN INSTALLED PER FAIRCHILD AIRCRAFT DRAWING 27K82795)..... | 11 26 99 |
| REV 01 | CORRECTED SECOND FREQUENCY NUMBER FROM 234.0 TO 243.0 | 08 30 00 |
| UN | PITOT HEAT WARNING SYSTEM (WHEN INSTALLED PER FAIRCHILD AIRCRAFT DRAWING 27K14063) | 12 22 99 |
| UN | AVIATION COMMUNICATION AND SURVEILLANCE SYSTEMS (ACSS) DUAL MODE S TRANSPONDER AND TCAS SYSTEMS AS INSTALLED PER M7 AEROSPACE SB 227-34-011 | (R) 08 04 05 |
| UN | PITOT HEAT INDICATION IF INSTALLED PER M7 AEROSPACE DRAWING 27K14063-009 | 03 05 08 |

METRO III SA227-AC FLIGHT MANUAL 14,500 LB McCauley (7MC) REISSUE A DATED 05 22 89
[PNs: PAPER 27-10054-071 / ELECTRONIC 27-10054-220; INCLUDES ALL 227 DOMESTIC AFM'S]

| <u>REV. NO.</u> | <u>DESCRIPTION</u> | <u>DATE</u> |
|-----------------|---|-------------|
| A-01 | ADD B.F. GOODRICH TIRES AND EDITORIAL CORRECTIONS | 08 08 89 |
| A-02 | ADDED NEW BRAKE MANUFACTURER NAME, CHANGED NOTE ON MAXIMUM LOADS, REVISED EMERGENCY PROCEDURES, ADDED FUEL VENTING | 08 02 91 |
| A-03 | ADDED NEW PN FOR (ABS) BRAKES AND NOTE CONCERNING THE BRAKES, AND NOTES ON COOLING ENGINES | 12 06 91 |
| A-04 | CHANGED BATTERY OVERHEAT WARNING SYSTEM, CURRENT LIMITERS STEP IN BEFORE TAXI | 03 29 94 |
| A-05 | REVISED SECTIONS 0 AND 2 | 03 28 96 |
| A-06 | REVISED SECTIONS 0, 1 AND 2 | 05 13 97 |
| A-07 | REVISED SECTIONS 0, 1, 2, AND 3A | 11 18 97 |
| A-08 | REVISED SECTIONS 0, 1, 2, 3, AND 3A | 05 19 99 |
| A-09 | ADDED OUT-OF-TRIM WARNING INFO TO SECTIONS 2 AND 3 | 04 28 00 |
| A-10 | ADDED PNEUMATIC DEICING BOOTS SYSTEM INFO TO COMPLY WITH AD 2000-06-04 | 06 02 00 |
| A-11 | ADDED FUEL BALANCING TO SECTIONS 1 AND 3A..... | 12 07 07 |
| A-12 | REVISED SECTION 3 | 05 28 08 |
| A-13 | REVISED SECTIONS 0 AND 3..... | 12 09 14 |
| A-14 | REVISED SECTION 3 | 08 17 15 |
| A-15 | REVISED SECTION III ANNUNCIATOR PANEL LIGHT REFERENCES AND ADDED L/R LOW OIL PRESSURE WARNING LIGHT ON PROCEDURE..... | 07 27 20 |

METRO III SA227-AC FLIGHT MANUAL 14,500 LB McCauley SECTION 5 DATED 05 22 89

| <u>REV. NO.</u> | <u>DESCRIPTION</u> | <u>DATE</u> |
|-----------------|---|-------------|
| A-01 | EDITORIAL CORRECTIONS..... | 08 08 89 |
| A-02 | ADDED INFORMATION ON ALLOWABLE WEIGHT PLACARDS, CARGO NET PN AND INFO ON ANCRA SINGLE STUD FITTINGS, MODIFIED WEIGHT & BALANCE DATA..... | 08 02 89 |
| A-03 | CHANGED WEIGHT AND MOMENT ENVELOPE, ADDED NEW PN FOR (ABS) BRAKES | 12 06 91 |
| A-04 | REVISED DATA | 05 19 99 |

METRO III SA227-AC FLIGHT MANUAL 14,500 LB McCauley SECTION 6 DATED 05 22 89

| <u>REV. NO.</u> | <u>DESCRIPTION</u> | <u>DATE</u> |
|-----------------|---------------------------------------|-------------|
| A-01 | REVISED DATA | 03 28 96 |
| A-02 | REVISED DATA | 05 19 99 |
| A-03 | ADDED ALTERNATE RUDDER GUST LOCK..... | 11 06 03 |



Ontic Engineering and Manufacturing, Inc

TECHNICAL PUBLICATIONS INDEX

METRO III SA227-AC FLIGHT MANUAL 14,500 LB McCAULEY, SUPPLEMENTS

| REV. NO. | DESCRIPTION | DATE |
|----------|---|----------|
| SUP A-01 | TAKEOFF WITH SRL OFF/INOPERATIVE..... | 05 22 89 |
| SUP A-02 | ICAO ANNEX 8 OPERATIONS..... | 05 22 89 |
| SUP A-03 | FLIGHT DATA RECORDER..... | 05 22 89 |
| SUP A-04 | COCKPIT VOICE RECORDER..... | 05 22 89 |
| SUP A-05 | FERRY WITH FLAPS INOPERATIVE..... | 04 22 92 |
| SUP A-06 | FERRY WITH LANDING GEAR EXTENDED..... | 10 01 96 |
| UN | IMPROVED NWS (IF INSTALLED PER SB 227-32-030)..... | 11 02 90 |
| REV 01 | REVISED LIMITATIONS, NORMAL, EMERGENCY AND ABNORMAL PROCEDURES, AND MANUFACTURERS DATA..... | 01 06 94 |
| REV 02 | ADDED ITEM 4 TO NOSE WHEEL STEERING (MODIFIED IAW SB 227-32-034)..... | 03 29 94 |
| REV 03 | CHANGED NOSE WHEEL STEERING LIMITATIONS, MOVED TEXT TO FOLLOW ON PAGES, SPLIT NOTE ON PAGE 8 AND ADDED TWO PAGES..... | 08 10 94 |
| REV 04 | CHANGED NOSE WHEEL STEERING INFORMATION (WHEN MODIFIED IAW S.B. 227-32-040)..... | 03 28 96 |
| UN | TILLER NWS (IF INSTALLED PER SB 227-32-030)..... | 11 02 90 |
| REV 01 | REVISED LIMITATIONS, NORMAL, EMERGENCY AND ABNORMAL PROCEDURES, AND MANUFACTURERS DATA..... | 01 06 94 |
| REV 02 | ADDED ITEM 4 TO NOSE WHEEL STEERING (MODIFIED IAW SB 227-32-034)..... | 03 29 94 |
| REV 03 | CHANGED NOSE WHEEL STEERING LIMITATIONS, MOVED TEXT TO FOLLOW ON PAGES, SPLIT NOTE ON PAGE 8 AND ADDED TWO PAGES..... | 08 10 94 |
| REV 04 | CHANGED NOSE WHEEL STEERING INFORMATION (WHEN MODIFIED IAW S.B. 227-32-040)..... | 03 28 96 |
| UN | COCKPIT VOICE RECORDER (IF INSTALLED PER SB 227-23-001)..... | 01 03 92 |
| UN | FLIGHT DATA RECORDER (IF INSTALLED IAW FAIRCHILD DRAWING 32-82034)..... | 03 11 92 |
| REV 01 | PROVISIONS FOR INSTALLATION OF F1000 FDR WITH KIT DRAWING 27K82090..... | 08 31 98 |
| REV 02 | CHANGED EFFECTIVITY ON KIT DRAWING 27K82090 TO INCLUDE SA227-BC AIRPLANES..... | 08 04 00 |
| UN | VAPOR CYCLE AIR CONDITIONING SYSTEM (IF INSTALLED IN ACCORDANCE WITH FAIRCHILD AIRCRAFT DRAWING NUMBER 27-84300 OR 27K84300)..... | 07 09 92 |
| REV 01 | ADDED MAXIMUM WEIGHTS AND CORRECTED BAGGAGE COMPARTMENT LOADS..... | 11 05 92 |
| REV 02 | CHANGED AFT BAGGAGE COMPARTMENT LOAD..... | 06 14 93 |
| REV 03 | CORRECTED CIRCUIT BREAKER INFO, EDITORIAL ERROR AND ADDED EQUIPMENT LIST TO SECTION 5..... | 03 29 94 |
| REV 04 | ADDED PLACARD..... | 04 27 94 |
| UN | ENTRANCE LIGHTS (WHEN MODIFIED PER SB 227-33-007)..... | 07 27 92 |
| UN | SIX-COMPARTMENT CARGO CONFIGURATION (IF INSTALLED PER -81 INSTALLATION OF FAIRCHILD DRAWING 27-14005)..... | 09 24 92 |
| UN | DUAL BLEED AIR FLOW CONTROL..... | 02 12 93 |
| UN | SIX-COMPARTMENT CARGO CONFIGURATION (IF INSTALLED PER FAIRCHILD DWG 27-14132-23)..... | 03 18 93 |
| UN | SIX-COMPARTMENT CARGO CONFIGURATION (IF INSTALLED PER FAIRCHILD DWG 27-14132-1/-19)..... | 03 22 93 |
| UN | ALLIEDSIGNAL AEROSPACE MK-VI GROUND PROXIMITY WARNING SYSTEM (GPWS) (IF INSTALLED PER FAIRCHILD AIRCRAFT DRAWING NUMBER 27-88105)..... (R) | 05 07 96 |
| UN | BENDIX/KING CAS TCAS I TRAFFIC ALERT AND COLLISION AVOIDANCE SYSTEM (IF INSTALLED PER FAIRCHILD AIRCRAFT DRAWING 27-88107, SB 226-23-002, SB 227-23-004, OR SB CC7-23-002)..... | 04 13 94 |
| UN | FIVE-COMPARTMENT CARGO CONFIGURATION (27-14132-25) (FOR AIRPLANES WITHOUT SEAT TRACKS BUT WITH ADDITIONAL PAN FITTINGS)..... | 04 18 94 |
| UN | FIVE CARGO NETS..... | 04 21 95 |
| UN | IMPROVED VAPOR CYCLE AIR CONDITIONING SYSTEM..... | 05 04 95 |
| REV 01 | CHANGED NOTE ON PAGE 4..... | 06 28 95 |
| REV 02 | ADDED PLACARD WHEN ALTITUDE SWITCH IS REMOVED AND CHANGED INFORMATION ABOUT ALTITUDE SWITCH..... | 07 15 96 |
| UN | FAR 121 OPERATIONS..... | 03 12 97 |
| UN | EMERGENCY LOCATOR TRANSMITTER (ELT) (WHEN INSTALLED PER FAIRCHILD AIRCRAFT DRAWING 27K82795)..... | 11 26 99 |



Ontic Engineering and Manufacturing, Inc

TECHNICAL PUBLICATIONS INDEX

| <u>REV. NO.</u> | <u>DESCRIPTION</u> | <u>DATE</u> |
|-----------------|---|--------------|
| REV 01 | CORRECTED SECOND FREQUENCY NUMBER FROM 234.0 TO 243.0 | 08 30 00 |
| UN | PITOT HEAT WARNING SYSTEM (WHEN INSTALLED PER FAIRCHILD AIRCRAFT DRAWING 27K14063) | 12 22 99 |
| UN | AVIATION COMMUNICATION AND SURVEILLANCE SYSTEMS (ACSS) DUAL MODE S TRANSPONDER AND TCAS SYSTEMS AS INSTALLED PER M7 AEROSPACE SB 227-34-011 | (R) 08 04 05 |
| UN | PITOT HEAT INDICATION IF INSTALLED PER M7 AEROSPACE DRAWING 27K14063-009 | 03 05 08 |

METRO III SA227-AC FLIGHT MANUAL 16,000 LB (6AC) REISSUE A DATED 05 22 89
[PNs: PAPER 27-10054-069 / ELECTRONIC 27-10054-220; INCLUDES ALL 227 DOMESTIC AFM'S]

| <u>REV. NO.</u> | <u>DESCRIPTION</u> | <u>DATE</u> |
|-----------------|---|-------------|
| A-01 | ADD B.F. GOODRICH TIRES AND EDITORIAL CORRECTIONS | 08 08 89 |
| A-02 | ADD B.F. REDUCED POWER TAKEOFF OPERATIONS | 04 26 90 |
| A-03 | CHANGE NOTE ON MAX LOADS FOR BAGGAGE COMPARTMENTS | 08 20 90 |
| A-04 | ADDED APPROVED BRAKES, NOTES ON COOLING ENGINES, REVISED EMERGENCY PROCEDURES..... | 12 06 91 |
| A-05 | CHANGED BATTERY OVERHEAT WARNING SYSTEM, CURRENT LIMITERS STEP IN BEFORE TAXI | 03 29 94 |
| A-06 | CHANGED INFO ABOUT McCAULEY PROPELLERS, AND GENERATOR LOAD FOR IN FLIGHT OPERATIONS..... | 08 12 94 |
| A-07 | REVISED SECTIONS 0 AND 2..... | 03 28 96 |
| A-08 | REVISED SECTIONS 0, 1 AND 2..... | 05 13 97 |
| A-09 | REVISED SECTIONS 0, 1, 2, 3A, 4C, AND 4D | 11 18 97 |
| A-10 | REVISED SECTIONS 0, 1, 2, 3, AND 3A | 05 11 99 |
| A-11 | ADDED OUT-OF-TRIM WARNING INFO TO SECTIONS 2 AND 3 | 04 28 00 |
| A-12 | ADDED PNEUMATIC DEICING BOOTS SYSTEM INFO TO COMPLY WITH AD 2000-06-04 | 06 02 00 |
| A-13 | ADDED FUEL BALANCING TO SECTIONS 1 AND 3A..... | 12 07 07 |
| A-14 | REVISED SECTION 3 | 05 28 08 |
| A-15 | REVISED SECTION 3 | 09 24 14 |
| A-16 | REVISED SECTIONS 0 AND 3..... | 11 14 14 |
| A-17 | REVISED SECTION III ANNUNCIATOR PANEL LIGHT REFERENCES AND ADDED L/R LOW OIL PRESSURE WARNING LIGHT ON PROCEDURE..... | 07 27 20 |

METRO III SA227-AC FLIGHT MANUAL 16,000 LB SECTION 5 DATED 05 22 89

| <u>REV. NO.</u> | <u>DESCRIPTION</u> | <u>DATE</u> |
|-----------------|---|-------------|
| A-01 | EDITORIAL CORRECTIONS..... | 08 08 89 |
| A-02 | ADD 19 SEATS, REMOVE MOVEMENT TABLES & W/B DATA, CHANGE BAGGAGE MAX LOAD | 08 20 90 |
| A-03 | MODIFIED WEIGHT AND BALANCE DATA, ADDED CARGO NET PN AND INFO ON ANCRA SINGLE STUD FITTINGS, CHANGED WEIGHT AND MOMENT ENVELOPE | 12 06 91 |
| A-04 | REVISED DATA | 05 11 99 |

METRO III SA227-AC FLIGHT MANUAL 16,000 LB SECTION 6 DATED 05 22 89

| <u>REV. NO.</u> | <u>DESCRIPTION</u> | <u>DATE</u> |
|-----------------|---------------------------------------|-------------|
| A-01 | REVISED SECTION 6 | 03 28 96 |
| A-02 | REVISED DATA | 12 12 97 |
| A-03 | REVISED DATA | 05 11 99 |
| A-04 | ADDED ALTERNATE RUDDER GUST LOCK..... | 11 06 03 |



Ontic Engineering and Manufacturing, Inc

TECHNICAL PUBLICATIONS INDEX

METRO III SA227-AC FLIGHT MANUAL 16,000 LB SUPPLEMENTS

| <u>SUP/REV</u> | <u>DESCRIPTION</u> | <u>DATE</u> |
|----------------|---|-------------|
| SUP A-01 | TAKEOFF WITH SRL OFF/INOPERATIVE..... | 05 22 89 |
| SUP A-02 | FLIGHT DATA RECORDER..... | 05 22 89 |
| SUP A-03 | COCKPIT VOICE RECORDER..... | 05 22 89 |
| SUP A-04 | C-26A CONFIGURATION (C-26A AIRCRAFT ONLY)..... | 05 22 89 |
| REV A-01 | INCREASED ZERO FUEL WEIGHT; CLARIFICATION OF MED-EVAC STATUS..... | 10 18 89 |
| REV A-02 | ADD MFG DATA FOR CONTAMINATED RUNWAY..... | 03 02 90 |
| REV A-03 | COMPLETE REISSUE OF SUP A-4..... | 09 20 90 |
| REV A-04 | COMPLETE REISSUE OF SUP A-4..... | 02 11 92 |
| REV A-05 | ADDED CARGO NET PART NUMBER..... | 07 28 92 |
| SUP A-05 | (RESERVED) | |
| SUP A-06 | 200 AMPERE ELECTRICAL SYSTEM..... | 08 15 91 |
| SUP A-07 | 21-INCH DOWTY ROTOL PROPELLER BOOTS..... | 08 15 91 |
| SUP A-08 | FERRY WITH FLAPS INOPERATIVE..... | 04 22 92 |
| SUP A-09 | INCREASED ZERO FUEL AND LANDINGS WEIGHTS..... | 11 06 92 |
| SUP A-10 | FERRY WITH LANDING GEAR EXTENDED..... | 10 01 96 |
| UN | IMPROVED NWS (IF INSTALLED PER SB 227-32-030)..... | 11 02 90 |
| REV 01 | REVISED LIMITATIONS, NORMAL, EMERGENCY AND ABNORMAL PROCEDURES, AND MANUFACTURERS DATA..... | 01 06 94 |
| REV 02 | ADDED ITEM 4 TO NOSE WHEEL STEERING (MODIFIED IAW SB 227-32-034)..... | 03 29 94 |
| REV 03 | CHANGED NOSE WHEEL STEERING LIMITATIONS, MOVED TEXT TO FOLLOW ON PAGES, SPLIT NOTE ON PAGE 8 AND ADDED TWO PAGES..... | 08 10 94 |
| REV 04 | CHANGED NOSE WHEEL STEERING INFORMATION (WHEN MODIFIED IAW S.B. 227-32-040)..... | 03 28 96 |
| UN | TILLER NWS (IF INSTALLED PER SB 227-32-030)..... | 11 02 90 |
| REV 01 | REVISED LIMITATIONS, NORMAL, EMERGENCY AND ABNORMAL PROCEDURES, AND MANUFACTURERS DATA..... | 01 06 94 |
| REV 02 | ADDED ITEM 4 TO NOSE WHEEL STEERING (MODIFIED IAW SB 227-32-034)..... | 03 29 94 |
| REV 03 | CHANGED NOSE WHEEL STEERING LIMITATIONS, MOVED TEXT TO FOLLOW ON PAGES, SPLIT NOTE ON PAGE 8 AND ADDED TWO PAGES..... | 08 10 94 |
| REV 04 | CHANGED NOSE WHEEL STEERING INFORMATION (WHEN MODIFIED IAW S.B. 227-32-040)..... | 03 28 96 |
| UN | COCKPIT VOICE RECORDER (IF INSTALLED PER SB 227-23-001)..... | 01 03 92 |
| UN | FLIGHT DATA RECORDER (IF INSTALLED IAW FAIRCHILD DRAWING 32-82034)..... | 03 11 92 |
| REV 01 | PROVISIONS FOR INSTALLATION OF F1000 FDR WITH KIT DRAWING 27K82090..... | 08 31 98 |
| REV 02 | CHANGED EFFECTIVITY ON KIT DRAWING 27K82090 TO INCLUDE SA227-BC AIRPLANES..... | 08 04 00 |
| UN | VAPOR CYCLE AIR CONDITIONING SYSTEM (IF INSTALLED IN ACCORDANCE WITH FAIRCHILD AIRCRAFT DRAWING NUMBER 27-84300 OR 27K84300)..... | 07 09 92 |
| REV 01 | ADDED MAXIMUM WEIGHTS AND CORRECTED BAGGAGE COMPARTMENT LOADS..... | 11 05 92 |
| REV 02 | CHANGED AFT BAGGAGE COMPARTMENT LOAD..... | 06 14 93 |
| REV 03 | CORRECTED CIRCUIT BREAKER INFO, EDITORIAL ERROR AND ADDED EQUIPMENT LIST TO SECTION 5..... | 03 29 94 |
| REV 04 | ADDED PLACARD..... | 04 27 94 |
| UN | ENTRANCE LIGHTS (WHEN MODIFIED PER SB 227-33-007)..... | 07 27 92 |
| UN | SIX-COMPARTMENT CARGO CONFIGURATION (IF INSTALLED PER -81 INSTALLATION OF FAIRCHILD DRAWING 27-14005)..... | 09 24 92 |
| UN | DUAL BLEED AIR FLOW CONTROL..... | 02 12 93 |
| UN | SIX-COMPARTMENT CARGO CONFIGURATION (IF INSTALLED PER FAIRCHILD DWG 27-14132-23)..... | 03 18 93 |
| UN | SIX-COMPARTMENT CARGO CONFIGURATION (IF INSTALLED PER FAIRCHILD DWG 27-14132-1/-19)..... | 03 22 93 |
| UN | ALLIEDSIGNAL AEROSPACE MK-VI GROUND PROXIMITY WARNING SYSTEM (GPWS) (IF INSTALLED PER FAIRCHILD AIRCRAFT DRAWING NUMBER 27-88105)..... (R) | 05 07 96 |
| UN | BENDIX/KING CAS TCAS I TRAFFIC ALERT AND COLLISION AVOIDANCE SYSTEM (IF INSTALLED PER FAIRCHILD AIRCRAFT DRAWING 27-88107, SB 226-23-002, SB 227-23-004, OR SB CC7-23-002)..... | 04 13 94 |
| UN | FIVE-COMPARTMENT CARGO CONFIGURATION (27-14132-25) (FOR AIRPLANES WITHOUT SEAT TRACKS BUT WITH ADDITIONAL PAN FITTINGS)..... | 04 18 94 |
| UN | FIVE CARGO NETS..... | 04 21 95 |



Ontic Engineering and Manufacturing, Inc

TECHNICAL PUBLICATIONS INDEX

| <u>REV. NO.</u> | <u>DESCRIPTION</u> | <u>DATE</u> |
|-----------------|---|--------------|
| UN | IMPROVED VAPOR CYCLE AIR CONDITIONING SYSTEM | 05 04 95 |
| REV 01 | CHANGED NOTE ON PAGE 4 | 06 28 95 |
| REV 02 | ADDED PLACARD WHEN ALTITUDE SWITCH IS REMOVED AND CHANGED INFORMATION ABOUT ALTITUDE SWITCH..... | 07 15 96 |
| UN | FAR 121 OPERATIONS..... | 03 12 97 |
| UN | EMERGENCY LOCATOR TRANSMITTER (ELT) (WHEN INSTALLED PER FAIRCHILD AIRCRAFT DRAWING 27K82795)..... | 11 26 99 |
| REV 01 | CORRECTED SECOND FREQUENCY NUMBER FROM 234.0 TO 243.0 | 08 30 00 |
| UN | PITOT HEAT WARNING SYSTEM (WHEN INSTALLED PER FAIRCHILD AIRCRAFT DRAWING 27K14063) | 12 22 99 |
| UN | SIX-COMPARTMENT CARGO CONFIGURATION (27K10002-5 INSTALLATION) (EFFECTIVITY : S/N'S 532B, 538B, 571B - 783B, AND 785B - 789B ONLY)..... | 10 06 00 |
| UN | AVIATION COMMUNICATION AND SURVEILLANCE SYSTEMS (ACSS) DUAL MODE S TRANSPONDER AND TCAS SYSTEMS AS INSTALLED PER M7 AEROSPACE SB 227-34-011 | (R) 08 04 05 |
| UN | PITOT HEAT INDICATION IF INSTALLED PER M7 AEROSPACE DRAWING 27K14063-009 | 03 05 08 |

MERLIN IVC SA227-AT FLIGHT MANUAL 14,500 LB (7AT)

REISSUE B DATED 11 30 88

[PNs: PAPER 27-10054-061 / ELECTRONIC 27-10054-220; INCLUDES ALL 227 DOMESTIC AFM'S]

| <u>REV. NO.</u> | <u>DESCRIPTION</u> | <u>DATE</u> |
|-----------------|--|-------------|
| B-01 | ACCOMMODATED SB227-61-006..... | 03 03 89 |
| B-02 | ADDED B.F. GOODRICH TIRES, APPROVED BRAKES, REVISED EMERGENCY PROCEDURES, CHANGED NOTES ON COOLING ENGINES | 12 06 91 |
| B-03 | CHANGED BATTERY OVERHEAT WARNING SYSTEM, CURRENT LIMITERS STEP IN BEFORE TAXI | 03 29 94 |
| B-04 | REVISED SECTIONS 0 AND 4..... | 03 28 96 |
| B-05 | REVISED SECTIONS 0, 2 AND 4..... | 05 13 97 |
| B-06 | REVISED SECTIONS 0, 2, 3A, AND 4 | 11 18 97 |
| B-07 | REVISED SECTIONS 0 AND 3..... | 05 11 99 |
| B-08 | ADDED OUT-OF-TRIM WARNING INFO TO SECTIONS 3 AND 4 | 04 28 00 |
| B-09 | ADDED PNEUMATIC DEICING BOOTS SYSTEM INFO TO COMPLY WITH AD 2000-06-04 | 06 02 00 |
| B-10 | ADDED FUEL BALANCING TO SECTIONS 2 AND 3A..... | 12 07 07 |
| B-11 | REVISED SECTION 3 | 05 28 08 |
| B-12 | REVISED SECTIONS 0 AND 3..... | 12 09 14 |
| B-13 | REVISED SECTION III ANNUNCIATOR PANEL LIGHT REFERENCES AND ADDED L/R LOW OIL PRESSURE WARNING LIGHT ON PROCEDURE..... | 07 27 20 |

MERLIN IVC SA227-AT FLIGHT MANUAL 14,500 LB SECTION 6

DATED 11 30 88

| <u>REV. NO.</u> | <u>DESCRIPTION</u> | <u>DATE</u> |
|-----------------|---|-------------|
| B-01 | ADDED PLAN F, REVISED EXPEDITER LOADING, BENDING MOMENTS INFO..... | 11 30 88 |
| B-02 | MODIFIED WEIGHT AND BALANCE DATA, CHANGED WEIGHT AND MOMENT ENVELOPE, LISTED NEW NAME AND ADDED PART NUMBER FOR BRAKE MANUFACTURER | 12 06 91 |

MERLIN IVC SA227-AT FLIGHT MANUAL 14,500 LB SECTION 7

DATED 11 30 88

| <u>REV. NO.</u> | <u>DESCRIPTION</u> | <u>DATE</u> |
|-----------------|---|-------------|
| B-01 | ACCOMMODATED SB227-61-006..... | 03 03 89 |
| B-02 | CORRECTED EDITORIAL ERROR, CLARIFIED PROCEDURES | 12 06 91 |
| B-03 | REVISED DATA | 03 28 96 |
| B-04 | REVISED DATA | 05 11 99 |
| B-05 | ADDED ALTERNATE RUDDER GUST LOCK..... | 11 06 03 |



Ontic Engineering and Manufacturing, Inc

TECHNICAL PUBLICATIONS INDEX

MERLIN IVC SA227-AT FLIGHT MANUAL 14,500 LB SECTION 8

DATED 11 30 88

| <u>REV. NO.</u> | <u>DESCRIPTION</u> | <u>DATE</u> |
|-----------------|--------------------|-------------|
|-----------------|--------------------|-------------|

MERLIN IVC SA227-AT FLIGHT MANUAL 14,500 LB SUPPLEMENTS

| <u>SUP/REV</u> | <u>DESCRIPTION</u> | <u>DATE</u> |
|----------------|---|-------------|
| SUP B-01 | TAKEOFF WITH SRL OFF/INOPERATIVE..... | 11 30 88 |
| REV B-01 | ACCOMMODATED SB227-61-006..... | 03 03 89 |
| SUP B-02 | McCAULEY PROPELLERS..... | 11 30 88 |
| REV B-01 | ACCOMMODATED SB227-61-006..... | 03 03 89 |
| SUP B-03 | ICAO ANNEX 8 OPERATIONS..... | 11 30 88 |
| REV B-01 | ACCOMMODATED SB227-61-006..... | 03 03 89 |
| SUP B-04 | OPERATION IN CANADA..... | 11 30 88 |
| REV B-01 | REVISED AND DELETED DATA..... | 05 07 97 |
| SUP B-05 | FLIGHT DATA RECORDER..... | 11 30 88 |
| SUP B-06 | COCKPIT VOICE RECORDER..... | 11 30 88 |
| UN | IMPROVED NWS (IF INSTALLED PER SB 227-32-030)..... | 12 12 91 |
| REV 01 | REVISED LIMITATIONS, EMERGENCY, ABNORMAL AND NORMAL PROCEDURES, AND SYSTEMS DESCRIPTIONS..... | 01 06 94 |
| REV 02 | ADDED ITEM 4 TO NOSE WHEEL STEERING (MODIFIED IAW SB 227-32-034)..... | 03 29 94 |
| REV 03 | CHANGED NOSE WHEEL STEERING LIMITATIONS, MOVED TEXT TO FOLLOW ON PAGES, SPLIT NOTE ON PAGE 5 AND ADDED TWO PAGES..... | 08 10 94 |
| REV 04 | CHANGED NOSE WHEEL STEERING INFORMATION (WHEN MODIFIED IAW S.B. 227-32-040)..... | 03 28 96 |
| UN | COCKPIT VOICE RECORDER (IF INSTALLED PER SB 227-23-001)..... | 01 03 92 |
| UN | FLIGHT DATA RECORDER (IF INSTALLED IAW FAIRCHILD DRAWING)..... | 03 11 92 |
| UN | ENTRANCE LIGHTS (WHEN INSTALLED PER SB 227-33-007)..... | 07 27 92 |
| UN | SIX-COMPARTMENT CARGO CONFIGURATION (IF INSTALLED PER -75 INSTALLATION OF DWG. 24-14005)..... | 08 05 92 |
| UN | ALLIEDSIGNAL AEROSPACE MK-VI GROUND PROXIMITY WARNING SYSTEM (GPWS) (IF INSTALLED PER FAIRCHILD AIRCRAFT DRAWING NUMBER 27-88105)..... (R) | 05 07 96 |
| UN | BENDIX/KING CAS TCAS I TRAFFIC ALERT AND COLLISION AVOIDANCE SYSTEM (IF INSTALLED PER FAIRCHILD AIRCRAFT DRAWING 27-88107, SB 226-23-002, SB 227-23-004, OR SB CC7-23-002)..... | 04 13 94 |
| UN | EMERGENCY LOCATOR TRANSMITTER (ELT) (WHEN INSTALLED PER FAIRCHILD AIRCRAFT DRAWING 27K82795)..... | 11 26 99 |
| REV 01 | CORRECTED SECOND FREQUENCY NUMBER FROM 234.0 TO 243.0..... | 08 30 00 |
| UN | FLIGHT DATA RECORDER (WHEN INSTALLED PER FAIRCHILD AIRCRAFT DRAWING 32-82034 OR 27K82090)..... | 12 22 99 |
| UN | PITOT HEAT WARNING SYSTEM (WHEN INSTALLED PER FAIRCHILD AIRCRAFT DRAWING 27K14063)..... | 12 22 99 |
| UN | AVIATION COMMUNICATION AND SURVEILLANCE SYSTEMS (ACSS) DUAL MODE S TRANSPONDER AND TCAS SYSTEMS AS INSTALLED PER M7 AEROSPACE SB 227-34-011..... (R) | 08 04 05 |
| UN | PITOT HEAT INDICATION IF INSTALLED PER M7 AEROSPACE DRAWING 27K14063-009..... | 03 05 08 |

MERLIN IVC SA227-AT FLIGHT MANUAL 16,000 LB (6AT)

DATED 05 13 87

IPNs: PAPER 27-10054-059 / ELECTRONIC 27-10054-220: INCLUDES ALL 227 DOMESTIC AFM'S]

| <u>REV. NO.</u> | <u>DESCRIPTION</u> | <u>DATE</u> |
|-----------------|---|-------------|
| 01 | ACCOMMODATED SB227-61-006..... | 03 03 89 |
| 02 | ADDED REDUCED POWER TAKEOFF OPERATIONS AND INCLUDED JP-8 IN FUEL SECTIONS, ADDED APPROVED BRAKES, REVISED EMERGENCY PROCEDURES..... | 12 06 91 |
| 03 | REVISED NORMAL, EMERGENCY, AND ABNORMAL PROCEDURES SECTIONS CORRECTED EDITORIAL ERRORS..... | 01 26 93 |
| 04 | CHANGED BATTERY OVERHEAT WARNING SYSTEM, CURRENT LIMITERS STEP IN BEFORE TAXI..... | 03 29 94 |
| 05 | REVISED SECTIONS 0 AND 4..... | 03 28 96 |
| 06 | REVISED SECTIONS 0, 2 AND 4..... | 05 13 97 |



Ontic Engineering and Manufacturing, Inc

TECHNICAL PUBLICATIONS INDEX

| <u>REV. NO.</u> | <u>DESCRIPTION</u> | <u>DATE</u> |
|-----------------|--|-------------|
| 07 | REVISED SECTIONS 0, 2, 3A, AND 4 | 11 18 97 |
| 08 | REVISED SECTIONS 0 AND 3..... | 05 11 99 |
| 09 | ADDED OUT-OF-TRIM WARNING INFO TO SECTIONS 3 AND 4 | 04 28 00 |
| 10 | ADDED PNEUMATIC DEICING BOOTS SYSTEM INFO TO COMPLY WITH AD 2000-06-04 | 06 02 00 |
| 11 | ADDED FUEL BALANCING TO SECTIONS 2 AND 3A..... | 12 07 07 |
| 12 | REVISED SECTION 3 | 05 28 08 |
| 13 | REVISED SECTIONS 0 AND 3..... | 11 14 14 |
| 14 | REVISED SECTION III ANNUNCIATOR PANEL LIGHT REFERENCES AND ADDED L/R LOW OIL PRESSURE WARNING LIGHT ON PROCEDURE..... | 07 27 20 |

MERLIN IVC SA227-AT FLIGHT MANUAL 16,000 LB SECTION 6 **DATED 05 13 87**

| <u>REV. NO.</u> | <u>DESCRIPTION</u> | <u>DATE</u> |
|-----------------|---|-------------|
| 01 | MODIFIED WEIGHT AND BALANCE DATA, EXPANDED EXPEDITER CARGO CONFIGURATION SECTION, CHANGED WEIGHT AND MOMENT BALANCE..... | 12 06 91 |
| 02 | MODIFIED WEIGHT AND BALANCE IN FIGURES 6-1, 6-2 AND 6-32. CORRECTED EDITORIAL ERRORS | 01 26 93 |

MERLIN IVC SA227-AT FLIGHT MANUAL 16,000 LB SECTION 7 **DATED 05 13 87**

| <u>REV. NO.</u> | <u>DESCRIPTION</u> | <u>DATE</u> |
|-----------------|--|-------------|
| 01 | NOSE GR. FIG., PROP. DESCRIP., LOW OIL PRESS. ANNUN..... | 02 01 88 |
| 02 | ACCOMMODATED SB 227-61-006..... | 03 03 89 |
| 03 | CORRECTED EDITORIAL ERRORS | 01 26 93 |
| 04 | REVISED DATA | 03 28 96 |
| 05 | REVISED DATA | 05 11 99 |
| 06 | ADDED ALTERNATE RUDDER GUST LOCK..... | 11 06 03 |
| 07 | CORRECTED REVISION DATE FOR PAGE 7-21 | 11 03 14 |

MERLIN IVC SA227-AT FLIGHT MANUAL 16,000 LB SECTION 8 **DATED 05 13 87**

| <u>REV. NO.</u> | <u>DESCRIPTION</u> | <u>DATE</u> |
|-----------------|----------------------------------|-------------|
| 01 | CORRECTED EDITORIAL ERRORS | 01 26 93 |

MERLIN IVC SA227-AT FLIGHT MANUAL 16,000 LB SUPPLEMENTS

| <u>SUP/REV</u> | <u>DESCRIPTION</u> | <u>DATE</u> |
|----------------|---|-------------|
| SUP 01 | TAKEOFF WITH SRL OFF/INOPERATIVE..... | 05 13 87 |
| REV 01 | ACCOMMODATED SB227-61-006 | 03 03 89 |
| SUP 02 | FLIGHT DATA RECORDER..... | 08 03 88 |
| SUP 03 | COCKPIT VOICE RECORDER | 08 03 88 |
| REV 01 | ADDED CVR MODEL A100A & OPT UNDERWATER LOCATOR BEACON..... | 12 07 88 |
| UN | IMPROVED NWS (IF INSTALLED PER SB 227-32-030)..... | 12 12 91 |
| REV 01 | REVISED LIMITATIONS, EMERGENCY, ABNORMAL AND NORMAL PROCEDURES, AND SYSTEMS DESCRIPTIONS | 01 06 94 |
| REV 02 | ADDED ITEM 4 TO NOSE WHEEL STEERING (MODIFIED IAW SB 227-32-034)..... | 03 29 94 |
| REV 03 | CHANGED NOSE WHEEL STEERING LIMITATIONS, MOVED TEXT TO FOLLOW ON PAGES, SPLIT NOTE ON PAGE 5 AND ADDED TWO PAGES | 08 10 94 |
| REV 04 | CHANGED NOSE WHEEL STEERING INFORMATION (WHEN MODIFIED IAW S.B. 227-32-040) | 03 28 96 |
| UN | COCKPIT VOICE RECORDER (IF INSTALLED PER SB 227-23-001)..... | 01 03 92 |
| UN | FLIGHT DATA RECORDER (IF INSTALLED IAW FAIRCHILD DRAWING 32-82034)..... | 03 11 92 |
| UN | ENTRANCE LIGHTS (WHEN MODIFIED PER SB 227-33-007)..... | 07 27 92 |
| UN | SIX-COMPARTMENT CARGO CONFIGURATION (IF INSTALLED PER -75 INSTALLATION OF DWG. 27-14005)..... | 08 05 92 |
| UN | ALLIEDSIGNAL AEROSPACE MK-VI GROUND PROXIMITY WARNING SYSTEM (GPWS) (IF INSTALLED PER FAIRCHILD AIRCRAFT DRAWING NUMBER 27-88105)..... (R) | 05 07 96 |



Ontic Engineering and Manufacturing, Inc

TECHNICAL PUBLICATIONS INDEX

Table with 3 columns: REV. NO., DESCRIPTION, DATE. Contains entries for BENDIX/KING CAS TCAS I TRAFFIC ALERT AND COLLISION AVOIDANCE SYSTEM, EMERGENCY LOCATOR TRANSMITTER (ELT), CORRECTED SECOND FREQUENCY NUMBER FROM 234.0 TO 243.0, FLIGHT DATA RECORDER, PITOT HEAT WARNING SYSTEM, AVIATION COMMUNICATION AND SURVEILLANCE SYSTEMS (ACSS), and PITOT HEAT INDICATION IF INSTALLED PER M7 AEROSPACE DRAWING 27K14063-009.

MERLIN IIIC SA227-TT FLIGHT MANUAL REISSUE A DATED 08 07 81
[PNS: PAPER 27-10054-053 / ELECTRONIC 27-10054-220; INCLUDES ALL 227 DOMESTIC AFM'S]

Table with 3 columns: REV. NO., DESCRIPTION, DATE. Contains 30 entries detailing various flight manual updates such as FLIGHT IN ICING CONDITIONS, ANTI-SKID PROCEDURE, NOSE WHEEL STEERING, and various section revisions.

MERLIN IIIC SA227-TT FLIGHT MANUAL SECTION 6 DATED 08 07 81

Table with 3 columns: REV. NO., DESCRIPTION, DATE. Contains 4 entries for SECTION 6: MAX CAPACITY NOSE COMP AND AWI MOMENT TABLE, ADDITION OF LIST OF REVISIONS PAGES, ADDS PLNS C&D ARR, W/B FORM, PAYLOAD MOMENT TABLES, and REVISED EQUIPMENT LIST.



Ontic Engineering and Manufacturing, Inc

TECHNICAL PUBLICATIONS INDEX

MERLIN IIIC SA227-TT FLIGHT MANUAL SECTION 7

DATED 03 02 82

| REV. NO. | DESCRIPTION | DATE |
|----------|---|----------|
| 01 | ADDITION OF LIST OF REVISIONS PAGES..... | 11 15 83 |
| 02 | POWER LEVER MANG DURING START, NOISE CONTROL..... | 11 30 84 |
| 03 | PROP DEICE BOOTS AND BETA LIGHT AMPLIFICATION | 10 10 85 |
| 04 | GUST LOCK BELT..... | 01 01 86 |
| 05 | ACCOMMODATED SB227-61-006..... | 03 03 89 |
| 06 | REVISED DATA | 03 28 96 |
| 07 | REVISED DATA | 05 11 99 |
| 08 | ADDED ALTERNATE RUDDER GUST LOCK..... | 11 06 03 |

MERLIN IIIC SA227-TT FLIGHT MANUAL SECTION 8

DATED 08 07 81

| REV. NO. | DESCRIPTION | DATE |
|----------|--|----------|
| 01 | CHANGE TO REFUELING PROCEDURE AND OIL CHECK..... | 06 03 83 |
| 02 | ADDITION OF LIST OF REVISIONS PAGES..... | 11 15 83 |
| 03 | ADDITION OF CAUTION TO TOWING PROCEDURE | 02 03 84 |
| 04 | OIL LEVEL CHECK..... | 11 30 84 |

MERLIN IIIC SA227-TT FLIGHT MANUAL SUPPLEMENTS

| SUP/REV | DESCRIPTION | DATE |
|---------|---|----------|
| SUP 01 | 13,230 POUND TAKEOFF WEIGHT..... | 08 07 81 |
| REV 01 | WEIGHT CORRECTION & PERFORMANCE (REV 1 TO SUP 1)..... | 05 05 82 |
| REV 02 | EXPANDED PERFORMANCE CHARTS (REV 2 TO SUP 1)..... | 10 05 82 |
| REV 03 | DELETED ANTI-SKID EFFECTS FROM EXAMPLE FOR FIGURES 11 & 12 | 09 29 93 |
| SUP 02 | BENDIX FCS-8700B AUTO FLIGHT CONTROL SYSTEM | 10 29 81 |
| REV 01 | CORRECTED WORDING (REV 1 TO SUP 2)..... | 11 30 81 |
| SUP 03 | BENDIX FCS-8700B YAW DAMPER SYSTEM..... | 10 29 81 |
| UN | IMPROVED NWS (IF INSTALLED PER SB 32-030) | 12 12 91 |
| REV 01 | REVISED LIMITATIONS, EMERGENCY, ABNORMAL AND NORMAL PROCEDURES, AND SYSTEMS DESCRIPTIONS | 01 06 94 |
| REV 02 | ADDED ITEM 4 TO NOSE WHEEL STEERING (MODIFIED IAW SB 227-32-034)..... | 03 29 94 |
| REV 03 | CHANGED NOSE WHEEL STEERING LIMITATIONS, MOVED TEXT TO FOLLOW ON PAGES, SPLIT NOTE ON PAGE 5 AND ADDED TWO PAGES | 08 10 94 |
| REV 04 | CHANGED NOSE WHEEL STEERING INFORMATION (WHEN MODIFIED IAW S.B. 227-32-040) | 03 28 96 |
| UN | COCKPIT VOICE RECORDER (IF INSTALLED PER SB 227-23-001)..... | 01 03 92 |
| UN | AUTO/CONT IGNITION SYSTEM (WHEN INSTALLED PER FAIRCHILD AIRCRAFT DRAWING 27K82087) | 02 24 00 |
| REV 01 | REVISED PAGES 2 AND 8..... | 12 12 02 |
| UN | PITOT HEAT INDICATION IF INSTALLED PER M7 AEROSPACE DRAWING 27K14063-009 | 03 05 08 |

FAIRCHILD 300 SA227-TT FLIGHT MANUAL 13,230 LB (300)

DATED 10 04 84

[PNs: PAPER 27-10054-051 / ELECTRONIC 27-10054-220; INCLUDES ALL 227 DOMESTIC AFM'S]

| REV. NO. | DESCRIPTION | DATE |
|----------|--|----------|
| 01 | BLEED AIR, ENGINE FIRE, TIRE LIMITATIONS | 09 06 85 |
| 02 | ICE PROTECTION AND OXYGEN EQUIPMENT | 10 10 85 |
| 03 | REVISED AWI MIX AND ADDED GOODYEAR AEROSPACE TIRES | 12 29 86 |
| 04 | EQUIVALENT METHOD OF COMPLIANCE W/ AD 86-25-04..... | 06 24 88 |
| 05 | ACCOMMODATED SB227-61-006..... | 03 03 89 |
| 06 | CHANGED BATTERY OVERHEAT WARNING SYSTEM, CURRENT LIMITERS STEP IN BEFORE TAXI | 03 29 94 |
| 07 | REVISED SECTIONS 0 AND 4..... | 03 28 96 |
| 08 | REVISED SECTIONS 0, 2, AND 4..... | 05 13 97 |



Ontic Engineering and Manufacturing, Inc

TECHNICAL PUBLICATIONS INDEX

| <u>REV. NO.</u> | <u>DESCRIPTION</u> | <u>DATE</u> |
|-----------------|--|-------------|
| 09 | REVISED SECTIONS 0, 2, 3A, AND 4 | 11 18 97 |
| 10 | REVISED SECTIONS 0 AND 3..... | 05 11 99 |
| 11 | ADDED OUT-OF-TRIM WARNING INFO TO SECTIONS 3 AND 4 | 04 28 00 |
| 12 | ADDED PNEUMATIC DEICING BOOTS SYSTEM INFO TO COMPLY WITH AD 2000-06-04 | 06 02 00 |
| 13 | ADDED FUEL BALANCING TO SECTIONS 2 AND 3A..... | 12 07 07 |
| 14 | REVISED SECTION 3 | 05 28 08 |
| 15 | REVISED SECTIONS 0 AND 3..... | 12 09 14 |
| 16 | REVISED SECTION III ANNUNCIATOR PANEL LIGHT REFERENCES AND ADDED L/R LOW OIL PRESSURE WARNING LIGHT ON PROCEDURE..... | 07 27 20 |

FAIRCHILD 300 SA227-TT FLIGHT MANUAL 13,230 LB SECTION 6 **DATED 10 04 84**

| <u>REV. NO.</u> | <u>DESCRIPTION</u> | <u>DATE</u> |
|-----------------|---|-------------|
| 01 | CORRECT APPROVAL INFORMATION BOTTOM PAGES | 06 24 88 |

FAIRCHILD 300 SA227-TT FLIGHT MANUAL 13,230 LB SECTION 7 **DATED 10 04 84**

| <u>REV. NO.</u> | <u>DESCRIPTION</u> | <u>DATE</u> |
|-----------------|---|-------------|
| 01 | PROP DEICE AND BETA LIGHT CHARACTERISTICS | 10 10 85 |
| 02 | GUST LOCK BELT..... | 01 01 86 |
| 03 | OPERATING TIP REGARDING ENGINE FLAMEOUTS | 06 24 88 |
| 04 | ACCOMMODATED SB227-61-006..... | 03 03 89 |
| 05 | REVISED DATA | 03 28 96 |
| 06 | REVISED DATA | 05 11 99 |
| 07 | ADDED ALTERNATE RUDDER GUST LOCK..... | 11 06 03 |

FAIRCHILD 300 SA227-TT FLIGHT MANUAL 13,230 LB SECTION 8 **DATED 10 04 84**

| <u>REV. NO.</u> | <u>DESCRIPTION</u> | <u>DATE</u> |
|-----------------|--------------------|-------------|
|-----------------|--------------------|-------------|

FAIRCHILD 300 SA227-TT FLIGHT MANUAL 13,230 LB SUPPLEMENTS

| <u>SUP/REV</u> | <u>DESCRIPTION</u> | <u>DATE</u> |
|----------------|---|-------------|
| UN | IMPROVED NWS (IF INSTALLED PER SB 227-32-030) | 12 12 91 |
| REV 01 | REVISED LIMITATIONS, EMERGENCY, ABNORMAL AND NORMAL PROCEDURES, AND SYSTEMS DESCRIPTIONS | 01 06 94 |
| REV 02 | ADDED ITEM 4 TO NOSE WHEEL STEERING (MODIFIED IAW SB 227-32-034)..... | 03 29 94 |
| REV 03 | CHANGED NOSE WHEEL STEERING LIMITATIONS, MOVED TEXT TO FOLLOW ON PAGES, SPLIT NOTE ON PAGE 5 AND ADDED TWO PAGES | 08 10 94 |
| REV 04 | CHANGED NOSE WHEEL STEERING INFORMATION (WHEN MODIFIED IAW S.B. 227-32-040) | 03 28 96 |
| UN | COCKPIT VOICE RECORDER (IF INSTALLED PER SB 227-23-001)..... | 01 03 92 |
| UN | AUTO/CONT IGNITION SYSTEM (WHEN INSTALLED PER FAIRCHILD AIRCRAFT DRAWING 27K82087) | 02 24 00 |
| REV 01 | REVISED PAGES 2 AND 8..... | 12 12 02 |

FAIRCHILD 300 SA227-TT FLIGHT MANUAL 13,230 LB SUPPLEMENTS

| <u>SUP/REV</u> | <u>DESCRIPTION</u> | <u>DATE</u> |
|----------------|--|-------------|
| UN | PITOT HEAT INDICATION IF INSTALLED PER M7 AEROSPACE DRAWING 27K14063-009 | 03 05 08 |



Ontic Engineering and Manufacturing, Inc

TECHNICAL PUBLICATIONS INDEX

FAIRCHILD 300 SA227-TT FLIGHT MANUAL 12,500 LB (312) DATED 10 31 85
[PNs: PAPER 27-10054-049 / ELECTRONIC 27-10054-220; INCLUDES ALL 227 DOMESTIC AFM'S]

| <u>REV. NO.</u> | <u>DESCRIPTION</u> | <u>DATE</u> |
|-----------------|--|-------------|
| 01 | REVISED AWI MIX AND ADDED GOODYEAR AEROSPACE TIRES | 12 29 86 |
| 02 | EQUIVALENT METHOD OF COMPLIANCE W/ AD 86-25-04..... | 06 24 88 |
| 03 | ACCOMMODATED SB227-61-006..... | 03 03 89 |
| 04 | CHANGED BATTERY OVERHEAT WARNING SYSTEM, CURRENT LIMITERS STEP IN BEFORE TAXI | 03 29 94 |
| 05 | REVISED SECTIONS 0 AND 4..... | 03 28 96 |
| 06 | REVISED SECTIONS 0, 2 AND 4..... | 05 13 97 |
| 07 | REVISED SECTIONS 0, 2, 3A, AND 4 | 11 18 97 |
| 08 | REVISED SECTIONS 0 AND 3..... | 05 11 99 |
| 09 | ADDED OUT-OF-TRIM WARNING INFO TO SECTIONS 3 AND 4 | 04 28 00 |
| 10 | ADDED PNEUMATIC DEICING BOOTS SYSTEM INFO TO COMPLY WITH AD 2000-06-04 | 06 02 00 |
| 11 | ADDED FUEL BALANCING TO SECTIONS 2 AND 3A..... | 12 07 07 |
| 12 | REVISED SECTION 3 | 05 28 08 |
| 13 | REVISED SECTIONS 0 AND 3..... | 12 09 14 |
| 14 | REVISED SECTION III ANNUNCIATOR PANEL LIGHT REFERENCES AND ADDED L/R LOW OIL PRESSURE WARNING LIGHT ON PROCEDURE..... | 07 27 20 |

FAIRCHILD 300 SA227-TT FLIGHT MANUAL 12,500 LB SECTION 6 DATED 10 31 85

| <u>REV. NO.</u> | <u>DESCRIPTION</u> | <u>DATE</u> |
|-----------------|--|-------------|
| 01 | ADDITION OF PLAN E CONFIGURATION | 11 22 85 |

FAIRCHILD 300 SA227-TT FLIGHT MANUAL 12,500 LB SECTION 7

| <u>REV. NO.</u> | <u>DESCRIPTION</u> | <u>DATE</u> |
|-----------------|--|-------------|
| 01 | OPERATING TIP REGARDING ENGINE FLAMEOUTS | 06 24 88 |
| 02 | ACCOMMODATED SB227-61-006..... | 03 03 89 |
| 03 | REVISED DATA | 03 28 96 |
| 04 | REVISED DATA | 05 11 99 |
| 05 | ADDED ALTERNATE RUDDER GUST LOCK..... | 11 06 03 |

FAIRCHILD 300 SA227-TT FLIGHT MANUAL 12,500 LB SECTION 8 DATED 10 31 85

| <u>REV. NO.</u> | <u>DESCRIPTION</u> | <u>DATE</u> |
|-----------------|--------------------|-------------|
|-----------------|--------------------|-------------|

FAIRCHILD 300 SA227-TT FLIGHT MANUAL 12,500 LB SUPPLEMENTS

| <u>SUP/REV</u> | <u>DESCRIPTION</u> | <u>DATE</u> |
|----------------|---|-------------|
| UN | IMPROVED NWS (IF INSTALLED PER SB 227-32-030)..... | 12 12 91 |
| REV 01 | REVISED LIMITATIONS, EMERGENCY, ABNORMAL AND NORMAL PROCEDURES, AND SYSTEMS DESCRIPTIONS | 01 06 94 |
| REV 02 | ADDED ITEM 4 TO NOSE WHEEL STEERING (MODIFIED IAW SB 227-32-034)..... | 03 29 94 |
| REV 03 | CHANGED NOSE WHEEL STEERING LIMITATIONS, MOVED TEXT TO FOLLOW ON PAGES, SPLIT NOTE ON PAGE 5 AND ADDED TWO PAGES | 08 10 94 |
| REV 04 | CHANGED NOSE WHEEL STEERING INFORMATION (WHEN MODIFIED IAW S.B. 227-32-040) | 03 28 96 |
| UN | COCKPIT VOICE RECORDER (IF INSTALLED PER SB 227-23-001)..... | 01 03 92 |
| UN | AUTO/CONT IGNITION SYSTEM (WHEN INSTALLED PER FAIRCHILD AIRCRAFT DRAWING 27K82087) | 02 24 00 |
| REV 01 | REVISED PAGES 2 AND 8..... | 12 12 02 |
| UN | PITOT HEAT INDICATION IF INSTALLED PER M7 AEROSPACE DRAWING 27K14063-009 | 03 05 08 |



Ontic Engineering and Manufacturing, Inc

TECHNICAL PUBLICATIONS INDEX

METRO III SA227-AC FLIGHT MANUAL (ICAO) 14,500 LB (4AC) REISSUE B DATED 11 07 90
[PNs: PAPER 27-10054-067 / ELECTRONIC 27-10054-222: INCLUDES ALL 227 ICAO AFM'S]

| <u>REV. NO.</u> | <u>DESCRIPTION</u> | <u>DATE</u> |
|-----------------|---|-------------|
| B-01 | ADDED NEW PN AND NEW NAME OF BRAKE MANUFACTURER, CHANGED NOTE ON MAXIMUM LOADS, REVISED EMERGENCY PROCEDURES..... | 12 06 91 |
| B-02 | CHANGED BATTERY OVERHEAT WARNING SYSTEM, CURRENT LIMITERS STEP IN BEFORE TAXI | 03 29 94 |
| B-03 | REVISED SECTIONS 0 AND 2..... | 03 28 96 |
| B-04 | REVISED SECTIONS 0, 1 AND 2..... | 05 13 97 |
| B-05 | REVISED SECTIONS 0, 1, 2, 3A, AND 4E..... | 11 18 97 |
| B-06 | REVISED SECTIONS 0, 1, 2, 3, AND 3A | 05 19 99 |
| B-07 | ADDED OUT-OF-TRIM WARNING INFO TO SECTIONS 2 AND 3 | 04 28 00 |
| B-08 | ADDED PNEUMATIC DEICING BOOTS SYSTEM INFO TO COMPLY WITH AD 2000-06-04 | 06 02 00 |
| B-09 | ADDED FUEL BALANCING TO SECTIONS 1 AND 3A..... | 12 07 07 |
| B-10 | REVISED SECTION 3 | 05 28 08 |
| B-11 | REVISED SECTIONS 0 AND 3..... | 11 14 14 |

METRO III SA227-AC FLIGHT MANUAL (ICAO) 14,500 LB SECTION 5 DATED 11 07 90

| <u>REV. NO.</u> | <u>DESCRIPTION</u> | <u>DATE</u> |
|-----------------|--|-------------|
| B-01 | MODIFIED WEIGHT AND BALANCE DATA, CHANGED WEIGHT AND MOMENT ENVELOPE, LISTED NEW NAME AND ADD PART NUMBER FOR BRAKE MANUFACTURER | 12 06 91 |
| B-02 | REVISED DATA | 05 19 99 |

METRO III SA227-AC FLIGHT MANUAL (ICAO) 14,500 LB SECTION 6 DATED 11 07 90

| <u>REV. NO.</u> | <u>DESCRIPTION</u> | <u>DATE</u> |
|-----------------|---------------------------------------|-------------|
| B-01 | REVISED DATA | 03 28 96 |
| B-02 | REVISED DATA | 05 19 99 |
| B-03 | ADDED ALTERNATE RUDDER GUST LOCK..... | 11 06 03 |

METRO III SA227-AC FLIGHT MANUAL (ICAO) 14,500 LB SUPPLEMENTS

| <u>SUP/REV</u> | <u>DESCRIPTION</u> | <u>DATE</u> |
|----------------|--|-------------|
| SUP B-01 | TAKEOFF WITH SRL OFF/INOPERATIVE..... | 11 07 90 |
| SUP B-02 | FLIGHT DATA RECORDER | 11 07 90 |
| SUP B-03 | COCKPIT VOICE RECORDER | 11 07 90 |
| SUP B-04 | OPERATION IN CANADA (CANADIAN REGISTRATION ONLY)..... | 09 20 12 |
| REV B-01 | REVISED AND DELETED DATA | 05 07 97 |
| UN | IMPROVED NWS (IF INSTALLED PER SB 227-32-030) | 11 02 90 |
| REV 01 | REVISED LIMITATIONS, NORMAL, EMERGENCY AND ABNORMAL PROCEDURES, AND MANUFACTURERS DATA..... | 01 06 94 |
| REV 02 | ADDED ITEM 4 TO NOSE WHEEL STEERING (MODIFIED IAW SB 227-32-034)..... | 03 29 94 |
| REV 03 | CHANGED NOSE WHEEL STEERING LIMITATIONS, MOVED TEXT TO FOLLOW ON PAGES, SPLIT NOTE ON PAGE 8 AND ADDED TWO PAGES | 08 10 94 |
| REV 04 | CHANGED NOSE WHEEL STEERING INFORMATION (WHEN MODIFIED IAW S.B. 227-32-040) | 03 28 96 |
| UN | COCKPIT VOICE RECORDER (IF INSTALLED PER SB 227-23-001)..... | 01 03 92 |
| UN | FLIGHT DATA RECORDER (IF INSTALLED IAW FAIRCHILD DRAWING 32-82034) | 03 11 92 |
| REV 01 | PROVISIONS FOR INSTALLATION OF F1000 FDR WITH KIT DRAWING 27K82090 | 08 31 98 |
| REV 02 | CHANGED EFFECTIVITY ON KIT DRAWING 27K82090 TO INCLUDE SA227-BC AIRPLANES | 08 04 00 |
| UN | VAPOR CYCLE AIR CONDITIONING SYSTEM (IF INSTALLED IN ACCORDANCE WITH FAIRCHILD AIRCRAFT DRAWING NUMBER 27-84300 OR 27K84300) | 07 09 92 |
| REV 01 | ADDED MAXIMUM WEIGHTS AND CORRECTED BAGGAGE COMPARTMENT LOADS | 11 05 92 |
| REV 02 | CHANGED AFT BAGGAGE COMPARTMENT LOAD | 06 14 93 |
| REV 03 | CORRECTED CIRCUIT BREAKER INFO, EDITORIAL ERROR AND ADDED EQUIPMENT LIST TO SECTION 5 | 03 29 94 |
| UN | ENTRANCE LIGHTS (WHEN MODIFIED PER SB 227-33-007)..... | 07 27 92 |



Ontic Engineering and Manufacturing, Inc

TECHNICAL PUBLICATIONS INDEX

| <u>REV. NO.</u> | <u>DESCRIPTION</u> | <u>DATE</u> |
|-----------------|---|--------------|
| UN | SIX COMPARTMENT CARGO CONFIGURATION (IF INSTALLED PER -81 INSTALLATION OF FAIRCHILD DRAWING 27-14005)..... | 09 24 92 |
| UN | DUAL BLEED AIR FLOW CONTROL | 02 12 93 |
| UN | SIX-COMPARTMENT CARGO CONFIGURATION (IF INSTALLED PER FAIRCHILD DWG 27-14132-23)..... | 03 18 93 |
| UN | SIX-COMPARTMENT CARGO CONFIGURATION (IF INSTALLED PER FAIRCHILD DWG 27-14132-1/-19)..... | 03 22 93 |
| UN | ALLIEDSIGNAL AEROSPACE MK-VI GROUND PROXIMITY WARNING SYSTEM (GPWS) (IF INSTALLED PER FAIRCHILD AIRCRAFT DRAWING NUMBER 27-88105)..... (R) | 05 07 96 |
| UN | BENDIX/KING CAS TCAS I TRAFFIC ALERT AND COLLISION AVOIDANCE SYSTEM (IF INSTALLED PER FAIRCHILD AIRCRAFT DRAWING 27-88107, SB 226-23-002, SB 227-23-004, OR SB CC7-23-002)..... | 04 13 94 |
| UN | FIVE-COMPARTMENT CARGO CONFIGURATION (27-14132-25) (FOR AIR- PLANES WITHOUT SEAT TRACKS BUT WITH ADDITIONAL PAN FITTINGS) | 04 18 94 |
| UN | FIVE CARGO NETS | 04 21 95 |
| UN | IMPROVED VAPOR CYCLE AIR CONDITIONING SYSTEM | 05 04 95 |
| REV 01 | CHANGED NOTE ON PAGE 4 | 06 28 95 |
| REV 02 | ADDED PLACARD WHEN ALTITUDE SWITCH IS REMOVED AND CHANGED INFORMATION ABOUT ALTITUDE SWITCH..... | 07 15 96 |
| UN | FAR 121 OPERATIONS..... | 03 12 97 |
| UN | EMERGENCY LOCATOR TRANSMITTER (ELT) (WHEN INSTALLED PER FAIRCHILD AIRCRAFT DRAWING 27K82795)..... | 11 26 99 |
| REV 01 | CORRECTED SECOND FREQUENCY NUMBER FROM 234.0 TO 243.0 | 08 30 00 |
| UN | PITOT HEAT WARNING SYSTEM (WHEN INSTALLED PER FAIRCHILD AIRCRAFT DRAWING 27K14063) | 12 22 99 |
| UN | AVIATION COMMUNICATION AND SURVEILLANCE SYSTEMS (ACSS) DUAL MODE S TRANSPONDER AND TCAS SYSTEMS AS INSTALLED PER M7 AEROSPACE SB 227-34-011 | (R) 08 04 05 |
| UN | PITOT HEAT INDICATION IF INSTALLED PER M7 AEROSPACE DRAWING 27K14063-009 | 03 05 08 |

METRO III SA227-AC FLIGHT MANUAL (ICAO) 14,500 LB McCAULEY (4MC) REISSUE A DATED 05 22 89
[PNs: PAPER 27-10054-065 / ELECTRONIC 27-10054-222; INCLUDES ALL 227 ICAO AFM'S]

| <u>REV. NO.</u> | <u>DESCRIPTION</u> | <u>DATE</u> |
|-----------------|--|-------------|
| A-01 | ADDED B.F. GOODRICH TIRES, NEW PN AND NEW NAME OF BRAKE MANUFACTURER, REVISED EMERGENCY PROCEDURES..... | 12 06 91 |
| A-02 | CHANGED BATTERY OVERHEAT WARNING SYSTEM, CURRENT LIMITERS STEP IN BEFORE TAXI | 03 29 94 |
| A-03 | REVISED SECTIONS 0, 1, 2, 3, 3A AND 4 | 10 17 94 |
| A-04 | REVISED SECTIONS 0 AND 2..... | 03 28 96 |
| A-05 | REVISED SECTIONS 0, 1 AND 2..... | 05 13 97 |
| A-06 | REVISED SECTIONS 0, 1, 2, AND 3A | 11 18 97 |
| A-07 | REVISED SECTIONS 0, 1, 2, 3, AND 3A | 05 21 99 |
| A-08 | ADDED OUT-OF-TRIM WARNING INFO TO SECTIONS 2 AND 3 | 04 28 00 |
| A-09 | ADDED PNEUMATIC DEICING BOOTS SYSTEM INFO TO COMPLY WITH AD 2000-06-04 | 06 02 00 |
| A-10 | ADDED FUEL BALANCING TO SECTIONS 1 AND 3A..... | 12 07 07 |
| A-11 | REVISED SECTION 3 | 05 28 08 |
| A-12 | REVISED SECTIONS 0 AND 3..... | 11 14 14 |

METRO III SA227-AC FLIGHT MANUAL (ICAO) 14,500 LB McCAULEY SECTION 5 DATED 05 22 89

| <u>REV. NO.</u> | <u>DESCRIPTION</u> | <u>DATE</u> |
|-----------------|---|-------------|
| A-01 | MODIFIED WEIGHT ANG BALANCE DATA, ADDED INFORMATION FOR ALLOWABLE WEIGHT PLACARDS, ADDED CARGO NET PN AND INFO ON ANCRA SING STUD FITTINGS, CHANGED WEIGHT AND MOMENT ENVELOPE..... | 12 06 91 |
| A-02 | REVISED DATA | 10 17 94 |
| A-03 | REVISED DATA | 05 21 99 |



Ontic Engineering and Manufacturing, Inc

TECHNICAL PUBLICATIONS INDEX

METRO III SA227-AC FLIGHT MANUAL (ICAO) 14,500 LB McCAULEY SECTION 6 **DATED 05 22 89**

| <u>REV. NO.</u> | <u>DESCRIPTION</u> | <u>DATE</u> |
|-----------------|--|-------------|
| A-01 | REVISED DATA | 10 17 94 |
| A-02 | REVISED DATA | 03 28 96 |
| A-03 | REVISED DATA | 05 21 99 |
| A-04 | ADDED ALTERNATE RUDDER GUST LOCK | 11 06 03 |

METRO III SA227-AC FLIGHT MANUAL (ICAO) 14,500 LB McCAULEY, SUPPLEMENTS

| <u>SUP/REV</u> | <u>DESCRIPTION</u> | <u>DATE</u> |
|----------------|---|-------------|
| SUP A-01 | TAKEOFF WITH SRL OFF/INOPERATIVE..... | 05 22 89 |
| SUP A-02 | OPERATION IN CANADA (CANADIAN REGISTRATION ONLY)..... | 09 20 12 |
| REV A-01 | REVISED AND DELETED DATA | 05 07 97 |
| SUP A-03 | FLIGHT DATA RECORDER | 05 22 89 |
| SUP A-04 | COCKPIT VOICE RECORDER | 05 22 89 |
| UN | IMPROVED NWS (IF INSTALLED PER SB 227-32-030) | 11 02 90 |
| REV 01 | REVISED LIMITATIONS, NORMAL, EMERGENCY AND ABNORMAL PROCEDURES, AND MANUFACTURERS DATA | 01 06 94 |
| REV 02 | ADDED ITEM 4 TO NOSE WHEEL STEERING (MODIFIED IAW SB 227-32-034)..... | 03 29 94 |
| REV 03 | CHANGED NOSE WHEEL STEERING LIMITATIONS, MOVED TEXT TO FOLLOW ON PAGES, SPLIT NOTE ON PAGE 8 AND ADDED TWO PAGES | 08 10 94 |
| REV 04 | CHANGED NOSE WHEEL STEERING INFORMATION (WHEN MODIFIED IAW S.B. 227-32-040) | 03 28 96 |
| UN | TILLER NWS (IF INSTALLED PER SB 227-32-030) | 11 02 90 |
| REV 01 | REVISED LIMITATIONS, NORMAL, EMERGENCY AND ABNORMAL PROCEDURES, AND MANUFACTURERS DATA..... | 01 06 94 |
| REV 02 | ADDED ITEM 4 TO NOSE WHEEL STEERING (MODIFIED IAW SB 227-32-034)..... | 03 29 94 |
| REV 03 | CHANGED NOSE WHEEL STEERING LIMITATIONS, MOVED TEXT TO FOLLOW ON PAGES, SPLIT NOTE ON PAGE 5 AND ADDED TWO PAGES | 08 10 94 |
| REV 04 | CHANGED NOSE WHEEL STEERING INFORMATION (WHEN MODIFIED IAW S.B. 227-32-040) | 03 28 96 |
| UN | COCKPIT VOICE RECORDER (IF INSTALLED PER SB 227-23-001)..... | 01 03 92 |
| UN | FLIGHT DATA RECORDER (IF INSTALLED IAW FAIRCHILD DRAWING 32-82034) | 03 11 92 |
| REV 01 | PROVISIONS FOR INSTALLATION OF F1000 FDR WITH KIT DRAWING 27K82090 | 08 31 98 |
| REV 02 | CHANGED EFFECTIVITY ON KIT DRAWING 27K82090 TO INCLUDE SA227-BC AIRPLANES | 08 04 00 |
| UN | VAPOR CYCLE AIR CONDITIONING SYSTEM (IF INSTALLED IAW FAIRCHILD AIRCRAFT DRAWING NUMBER 27-84300 OR 27K84300)..... | 07 09 92 |
| REV 01 | ADDED MAXIMUM WEIGHTS AND CORRECTED BAGGAGE COMPARTMENT LOADS | 11 05 92 |
| REV 02 | CARGO AFT BAGGAGE COMPARTMENT LOAD | 06 14 93 |
| REV 03 | CORRECTED CIRCUIT BREAKER INFO, EDITORIAL ERROR AND ADDED EQUIPMENT LIST TO SECTION 5 | 03 29 94 |
| UN | ENTRANCE LIGHTS (WHEN MODIFIED PER SB 227-33-007)..... | 07 27 92 |
| UN | SIX COMPARTMENT CARGO CONFIGURATION (IF INSTALLED PER -81 INSTALLATION OF FAIRCHILD DRAWING 27-14005)..... | 09 24 92 |
| UN | DUAL BLEED AIR FLOW CONTROL | 02 12 93 |
| UN | SIX-COMPARTMENT CARGO CONFIGURATION (IF INSTALLED PER FAIRCHILD DWG 27-14132-23)..... | 03 18 93 |
| UN | SIX-COMPARTMENT CARGO CONFIGURATION (IF INSTALLED PER FAIRCHILD DWG 27-14132-1/-19)..... | 03 22 93 |
| UN | ALLIEDSIGNAL AEROSPACE MK-VI GROUND PROXIMITY WARNING SYSTEM (GPWS) (IF INSTALLED PER FAIRCHILD AIRCRAFT DRAWING NUMBER 27-88105)..... (R) | 05 07 96 |
| UN | BENDIX/KING CAS TCAS I TRAFFIC ALERT AND COLLISION AVOIDANCE SYSTEM (IF INSTALLED PER FAIRCHILD AIRCRAFT DRAWING 27-88107, SB 226-23-002, SB 227-23-004, OR SB CC7-23-002)..... | 04 13 94 |
| UN | FIVE-COMPARTMENT CARGO CONFIGURATION (27-14132-25) (FOR AIRPLANES WITHOUT SEAT TRACKS BUT WITH ADDITIONAL PAN FITTINGS) | 04 18 94 |
| UN | FIVE CARGO NETS | 04 21 95 |
| UN | IMPROVED VAPOR CYCLE AIR CONDITIONING SYSTEM | 05 04 95 |
| REV 01 | CHANGED NOTE ON PAGE 4 | 06 28 95 |



Ontic Engineering and Manufacturing, Inc

TECHNICAL PUBLICATIONS INDEX

| <u>REV. NO.</u> | <u>DESCRIPTION</u> | <u>DATE</u> |
|-----------------|---|--------------|
| REV 02 | ADDED PLACARD WHEN ALTITUDE SWITCH IS REMOVED AND CHANGED INFORMATION ABOUT ALTITUDE SWITCH..... | 07 15 96 |
| UN | FAR 121 OPERATIONS..... | 03 12 97 |
| UN | EMERGENCY LOCATOR TRANSMITTER (ELT) (WHEN INSTALLED PER FAIRCHILD AIRCRAFT DRAWING 27K82795)..... | 11 26 99 |
| REV 01 | CORRECTED SECOND FREQUENCY NUMBER FROM 234.0 TO 243.0 | 08 30 00 |
| UN | PITOT HEAT WARNING SYSTEM (WHEN INSTALLED PER FAIRCHILD AIRCRAFT DRAWING 27K14063) | 12 22 99 |
| UN | AVIATION COMMUNICATION AND SURVEILLANCE SYSTEMS (ACSS) DUAL MODE S TRANSPONDER AND TCAS SYSTEMS AS INSTALLED PER M7 AEROSPACE SB 227-34-011 | (R) 08 04 05 |
| UN | PITOT HEAT INDICATION IF INSTALLED PER M7 AEROSPACE DRAWING 27K14063-009 | 03 05 08 |

METRO III SA227-AC FLIGHT MANUAL (ICAO) 16,000 LB (8AC) REISSUE A DATED 05 22 89
[PNs: PAPER 27-10054-063 / ELECTRONIC 27-10054-222; INCLUDES ALL 227 ICAO AFM'S]

| <u>REV. NO.</u> | <u>DESCRIPTION</u> | <u>DATE</u> |
|-----------------|---|-------------|
| A-01 | ADDED APPROVED BRAKES, CHANGED NOTE ON MAX LOADS FOR BAGGAGE COMPARTMENTS, ADDED NOTES ON COOLING ENGINES, REVISED EMERGENCY PROCEDURES, CHANGED SRL COMPUTER FAILURE SECTION, ADDED FUEL VENTING AND EXHAUST EMISSIONS STATEMENT | 03 18 92 |
| A-02 | CHANGED BATTERY OVERHEAT WARNING SYSTEM, CURRENT LIMITERS STEP IN BEFORE TAXI | 03 29 94 |
| A-03 | CHANGED INFO ABOUT McCAULEY PROPELLERS, AND GENERATOR LOAD FOR IN FLIGHT OPERATION | 08 12 94 |
| A-04 | REVISED SECTIONS 0 AND 4..... | 03 26 95 |
| A-05 | REVISED SECTIONS 0 AND 2..... | 03 28 96 |
| A-06 | REVISED SECTIONS 0, 1 AND 2..... | 05 13 97 |
| A-07 | REVISED SECTIONS 0, 1, 2 AND 4..... | 04 17 97 |
| A-08 | REVISED SECTIONS 0, 1, 2, 3A, AND 4J | 11 18 97 |
| A-09 | REVISED SECTIONS 0, 1, AND 4J..... | 06 05 98 |
| A-10 | REVISED SECTIONS 0, 1, 2, 3, AND 3A | 05 11 99 |
| A-11 | ADDED OUT-OF-TRIM WARNING INFO TO SECTIONS 2 AND 3 | 04 28 00 |
| A-12 | ADDED PNEUMATIC DEICING BOOTS SYSTEM INFO TO COMPLY WITH AD 2000-06-04 | 06 02 00 |
| A-13 | ADDED FUEL BALANCING TO SECTIONS 1 AND 3A..... | 12 07 07 |
| A-14 | REVISED SECTION 3 | 05 28 08 |
| A-15 | REVISED SECTIONS 0 AND 3..... | 12 09 14 |
| A-16 | REVISED SECTION 3A..... | 06 29 15 |

METRO III SA227-AC FLIGHT MANUAL (ICAO) 16,000 LB SECTION 5 DATED 05 22 89

| <u>REV. NO.</u> | <u>DESCRIPTION</u> | <u>DATE</u> |
|-----------------|--|-------------|
| A-01 | MODIFIED WEIGHT AND BALANCE DATA, CHANGED MAXIMUM LOAD INFO, ADDED CARGO NET, ANCR SINGLE STUD FITTINGS, CHANGED WEIGHT AND BALANCE MOMENT ENVELOPE, AND LISTED NEW NAME AND PART NUMBER FOR BRAKE MANUFACTURER..... | 03 18 92 |
| A-02 | REVISED DATA | 05 11 99 |

METRO III SA227-AC FLIGHT MANUAL (ICAO) 16,000 LB SECTION 6 DATED 05 22 89

| <u>REV. NO.</u> | <u>DESCRIPTION</u> | <u>DATE</u> |
|-----------------|--|-------------|
| A-01 | ADDED TABLES, CHANGED FIGURE NUMBERS, DELETED ITEM FROM LIST OF EFFECTIVE PAGES, AND ADDED PAGES | 05 02 95 |
| A-02 | REVISED DATA | 03 28 96 |
| A-03 | REVISED DATA | 05 11 99 |
| A-04 | ADDED ALTERNATE RUDDER GUST LOCK..... | 11 06 03 |

TECHNICAL PUBLICATIONS INDEX

METRO III SA227-AC FLIGHT MANUAL (ICAO) 16,000 LB SUPPLEMENTS

| <u>SUP/REV</u> | <u>DESCRIPTION</u> | <u>DATE</u> |
|----------------|---|-------------|
| SUP A-01 | TAKEOFF WITH SRL OFF/INOPERATIVE..... | 05 22 89 |
| SUP A-02 | AC SYSTEM WITH THREE INVERTERS | 05 22 89 |
| SUP A-03 | FLIGHT DATA RECORDER (FOR AC-670B ONLY) | 05 22 89 |
| SUP A-04 | COCKPIT VOICE RECORDER (FOR AC-670B ONLY) | 05 22 89 |
| SUP A-05 | FLIGHT DATA RECORDER (FOR AC-692B ONLY) | 05 22 89 |
| SUP A-06 | COCKPIT VOICE RECORDER (FOR AC-692B ONLY) | 05 22 89 |
| SUP A-07 | FLIGHT DATA RECORDER | 05 22 89 |
| SUP A-08 | COCKPIT VOICE RECORDER | 05 22 89 |
| SUP A-09 | OPERATION IN CANADA (CANADIAN REGISTRATION ONLY)..... | 09 20 12 |
| REV A-01 | REVISED AND DELETED DATA | 05 07 97 |
| SUP A-10 | 200 AMPERE ELECTRICAL SYSTEM | 08 15 91 |
| SUP A-11 | 21-INCH DOWTY ROTOL PROPELLER BOOTS | 07 23 91 |
| SUP A-12 | INCREASED ZERO FUEL AND LANDINGS WEIGHTS | 11 06 92 |
| SUP A-13 | AIRCRAFT BRAKING SYSTEM (ABS) ANTI-SKID/POWER BRAKE SYSTEM (IF INSTALLED IAW FAIRCHILD DRAWING NUMBER 27-85211) | 08 12 94 |
| SUP A-14 | 14,500 POUNDS MTOW AIRCRAFT | 11 01 94 |
| REV A-01 | REVISED PAGES 2, 3 AND 11 THRU 18 | 12 19 94 |
| SUP A-15 | REDUCED VISCOSITY HYDRAULIC FLUID | 12 19 94 |
| SUP A-16 | OPERATION WITH DUAL BLEED AIR FLOW CONTROL | 07 11 02 |
| UN | IMPROVED NWS (IF INSTALLED PER SB 227-32-030) | 11 02 90 |
| REV 01 | REVISED LIMITATIONS, NORMAL, EMERGENCY AND ABNORMAL PROCEDURES, AND MANUFACTURERS DATA..... | 01 06 94 |
| REV 02 | ADDED ITEM 4 TO NOSE WHEEL STEERING (MODIFIED IAW SB 227-32-034)..... | 03 29 94 |
| REV 03 | CHANGED NOSE WHEEL STEERING LIMITATIONS, MOVED TEXT TO FOLLOW ON PAGES, SPLIT NOTE ON PAGE 8 AND ADDED TWO PAGES | 08 10 94 |
| REV 04 | CHANGED NOSE WHEEL STEERING INFORMATION (WHEN MODIFIED IAW SB 227-32-040) | 03 28 96 |
| UN | TILLER NWS (IF INSTALLED PER SB 227-32-030) | 11 02 90 |
| REV 01 | REVISED LIMITATIONS, NORMAL, EMERGENCY AND ABNORMAL PROCEDURES, AND MANUFACTURERS DATA..... | 01 06 94 |
| REV 02 | ADDED ITEM 4 TO NOSE WHEEL STEERING (MODIFIED IAW SB 227-32-034)..... | 03 29 94 |
| REV 03 | CHANGED NOSE WHEEL STEERING LIMITATIONS, MOVED TEXT TO FOLLOW ON PAGES, SPLIT NOTE ON PAGE 8 AND ADDED TWO PAGES | 08 10 94 |
| REV 04 | CHANGED NOSE WHEEL STEERING INFORMATION (WHEN MODIFIED IAW SB 227-32-040) | 03 28 96 |
| UN | COCKPIT VOICE RECORDER (IF INSTALLED PER SB 227-23-001)..... | 01 03 92 |
| UN | FLIGHT DATA RECORDER (IF INSTALLED IAW FAIRCHILD DRAWING 32-82034) | 03 11 92 |
| REV 01 | PROVISIONS FOR INSTALLATION OF F1000 FDR WITH KIT DRAWING 27K82090 | 08 31 98 |
| REV 02 | CHANGED EFFECTIVITY ON KIT DRAWING 27K82090 TO INCLUDE SA227-BC AIRPLANES | 08 04 00 |
| UN | VAPOR CYCLE AIR CONDITIONING SYSTEM (IF INSTALLED IAW FAIRCHILD AIRCRAFT DRAWING NUMBER 27-84300 OR 27K84300)..... | 07 09 92 |
| REV 01 | ADDED MAXIMUM WEIGHTS AND CORRECTED BAGGAGE COMPARTMENT LOADS | 11 05 92 |
| REV 02 | CHANGED AFT BAGGAGE COMPARTMENT LOAD | 06 14 93 |
| REV 03 | CORRECTED CIRCUIT BREAKER INFO, EDITORIAL ERROR AND ADDED EQUIPMENT LIST TO SECTION 5 | 03 29 94 |
| REV 04 | ADDED PLACARD..... | 04 27 94 |
| UN | ENTRANCE LIGHTS (WHEN MODIFIED PER SB 227-33-007)..... | 07 27 92 |
| UN | SIX COMPARTMENT CARGO CONFIGURATION (IF INSTALLED PER -81 INSTALLATION OF FAIRCHILD DRAWING 27-14005)..... | 09 24 92 |
| UN | DUAL BLEED AIR FLOW CONTROL | 02 12 93 |
| UN | SIX-COMPARTMENT CARGO CONFIGURATION (IF INSTALLED PER FAIRCHILD DWG 27-14132-23)..... | 03 18 93 |
| UN | SIX-COMPARTMENT CARGO CONFIGURATION (IF INSTALLED PER FAIRCHILD DWG 27-14132-1/-19)..... | 03 22 93 |
| UN | 5 CHANNEL FLIGHT DATA RECORDER..... | 06 04 93 |
| UN | ALLIEDSIGNAL AEROSPACE MK-VI GROUND PROXIMITY WARNING SYSTEM (GPWS) (IF INSTALLED PER FAIRCHILD AIRCRAFT DRAWING NUMBER 27-88105)..... (R) | 05 07 96 |



Ontic Engineering and Manufacturing, Inc

TECHNICAL PUBLICATIONS INDEX

| <u>REV. NO.</u> | <u>DESCRIPTION</u> | <u>DATE</u> |
|-----------------|---|--------------|
| UN | BENDIX/KING CAS TCAS I TRAFFIC ALERT AND COLLISION AVOIDANCE SYSTEM (IF INSTALLED PER FAIRCHILD AIRCRAFT DRAWING 27-88107, SB 226-23-002, SB 227-23-004, OR SB CC7-23-002)..... | 04 13 94 |
| UN | FIVE-COMPARTMENT CARGO CONFIGURATION (27-14132-25) (FOR AIRPLANES WITHOUT SEAT TRACKS BUT WITH ADDITIONAL PAN FITTINGS) | 04 18 94 |
| UN | FIVE CARGO NETS | 04 21 95 |
| UN | IMPROVED VAPOR CYCLE AIR CONDITIONING SYSTEM | 05 04 95 |
| REV 01 | CHANGED NOTE ON PAGE 4 | 06 28 95 |
| REV 02 | ADDED PLACARD WHEN ALTITUDE SWITCH IS REMOVED AND CHANGED INFORMATION ABOUT ALTITUDE SWITCH..... | 07 15 96 |
| UN | FAR 121 OPERATIONS..... | 03 12 97 |
| UN | EMERGENCY LOCATOR TRANSMITTER (ELT) (WHEN INSTALLED PER FAIRCHILD AIRCRAFT DRAWING 27K82795)..... | 11 26 99 |
| REV 01 | CORRECTED SECOND FREQUENCY NUMBER FROM 234.0 TO 243.0 | 08 30 00 |
| UN | PITOT HEAT WARNING SYSTEM (WHEN INSTALLED PER FAIRCHILD AIRCRAFT DRAWING 27K14063) | 12 22 99 |
| UN | SIX-COMPARTMENT CARGO CONFIGURATION (27K10002-5 INSTALLATION) (EFFECTIVITY : S/N'S 532B, 538B, 571B - 783B, AND 785B - 789B ONLY)..... | 10 06 00 |
| UN | AVIATION COMMUNICATION AND SURVEILLANCE SYSTEMS (ACSS) DUAL MODE S TRANSPONDER AND TCAS SYSTEMS AS INSTALLED PER M7 AEROSPACE SB 227-34-011 | (R) 08 04 05 |
| UN | PITOT HEAT INDICATION IF INSTALLED PER M7 AEROSPACE DRAWING 27K14063-009 | 03 05 08 |

MERLIN IVC SA227-AT FLIGHT MANUAL (ICAO) 14,500 LB (4AT)

REISSUE A DATED 11 30 88

[PNs: PAPER 27-10054-057 / ELECTRONIC 27-10054-222; INCLUDES ALL 227 ICAO AFM'S]

| <u>REV. NO.</u> | <u>DESCRIPTION</u> | <u>DATE</u> |
|-----------------|---|-------------|
| A-01 | ACCOMMODATED SB 227-61-006..... | 03 03 89 |
| A-02 | CHANGED INTERVAL FOR OVERSPEED GOVERNOR CHECK, ADDED B.F. GOODRICH TIRES, APPROVED BRAKES, REVISED EMERGENCY PROCEDURES | 12 06 91 |
| A-03 | CHANGED BATTERY OVERHEAT WARNING SYSTEM, CURRENT LIMITERS STEP IN BEFORE TAXI..... | 03 29 94 |
| A-04 | REVISED SECTIONS 0 AND 4..... | 03 28 96 |
| A-05 | REVISED SECTIONS 0, 2 AND 4..... | 05 13 97 |
| A-06 | REVISED SECTIONS 0, 2, 3A, AND 4 | 11 18 97 |
| A-07 | REVISED SECTIONS 0 AND 3..... | 05 11 99 |
| A-08 | ADDED OUT-OF-TRIM WARNING INFO TO SECTIONS 3 AND 4 | 04 28 00 |
| A-09 | ADDED PNEUMATIC DEICING BOOTS SYSTEM INFO TO COMPLY WITH AD 2000-06-04 | 06 02 00 |
| A-10 | ADDED FUEL BALANCING TO SECTIONS 2 AND 3A..... | 12 07 07 |
| A-11 | REVISED SECTION 3 | 05 28 08 |
| A-12 | REVISED SECTIONS 0 AND 3..... | 11 14 14 |

MERLIN IVC SA227-AT FLIGHT MANUAL (ICAO) 14,500 LB SECTION 6

DATED 11 30 88

| <u>REV. NO.</u> | <u>DESCRIPTION</u> | <u>DATE</u> |
|-----------------|--|-------------|
| A-01 | ADDED METRIC EQUIV, PLAN F, REVISED EXPEDITER LOADING | 11 30 88 |
| A-02 | MODIFIED WEIGHT AND BALANCE DATA, CHANGED WEIGHT AND MOMENT ENVELOPE, LISTED NEW NAME AND ADDED PN FOR BRAKE MANUFACTURER..... | 12 06 91 |

MERLIN IVC SA227-AT FLIGHT MANUAL (ICAO) 14,500 LB SECTION 7

DATED 11 30 88

| <u>REV. NO.</u> | <u>DESCRIPTION</u> | <u>DATE</u> |
|-----------------|---|-------------|
| A-01 | ACCOMMODATED SB 227-61-006..... | 03 03 89 |
| A-02 | CORRECTED EDITORIAL ERROR, CLARIFIED PROCEDURES | 12 06 91 |
| A-03 | REVISED DATA | 03 28 96 |
| A-04 | REVISED DATA | 05 11 99 |
| A-05 | ADDED ALTERNATE RUDDER GUST LOCK..... | 11 06 03 |



Ontic Engineering and Manufacturing, Inc

TECHNICAL PUBLICATIONS INDEX

MERLIN IVC SA227-AT FLIGHT MANUAL (ICAO) 14,500 LB SECTION 8 DATED 11 30 88

REV. NO. DESCRIPTION DATE

MERLIN IVC SA227-AT FLIGHT MANUAL (ICAO) 14,500 LB SUPPLEMENTS

Table with columns: SUP/REV, DESCRIPTION, DATE. Lists various technical updates and supplements for the Merlin IVC aircraft, including takeoff procedures, propellers, flight data recorder, and emergency systems.

MERLIN IVC SA227-AT FLIGHT MANUAL (ICAO) 16,000 LB (8AT) DATED 05 13 87

IPNs: PAPER 27-10054-055 / ELECTRONIC 27-10054-222; INCLUDES ALL 227 ICAO AFM'S

Table with columns: REV. NO., DESCRIPTION, DATE. Lists technical updates for the Merlin IVC 16,000 LB (8AT) manual, including accommodated SB 227-61-006 and revised normal/emergency procedures.



Ontic Engineering and Manufacturing, Inc

TECHNICAL PUBLICATIONS INDEX

| <u>REV. NO.</u> | <u>DESCRIPTION</u> | <u>DATE</u> |
|-----------------|--|-------------|
| 09 | ADDED OUT-OF-TRIM WARNING INFO TO SECTIONS 3 AND 4 | 04 28 00 |
| 10 | ADDED PNEUMATIC DEICING BOOTS SYSTEM INFO TO COMPLY WITH AD 2000-06-04 | 06 02 00 |
| 11 | ADDED FUEL BALANCING TO SECTIONS 2 AND 3A..... | 12 07 07 |
| 12 | REVISED SECTION 3 | 05 28 08 |
| 13 | REVISED SECTIONS 0 AND 3..... | 12 09 14 |

MERLIN IVC SA227-AT FLIGHT MANUAL (ICAO) 16,000 LB SECTION 6 **DATED 05 13 87**

| <u>REV. NO.</u> | <u>DESCRIPTION</u> | <u>DATE</u> |
|-----------------|--|-------------|
| 01 | MODIFIED WEIGHT AND BALANCE DATA FIGURES 6-1 & 6-2, EXPANDED EXPEDITER CARGO CONFIGURATION SECTION, CHANGED WEIGHT AND MOMENT ENVELOPE, ETC..... | 01 26 93 |

MERLIN IVC SA227-AT FLIGHT MANUAL (ICAO) 16,000 LB SECTION 7 **DATED 05 13 87**

| <u>REV. NO.</u> | <u>DESCRIPTION</u> | <u>DATE</u> |
|-----------------|--|-------------|
| 01 | METRIC UNITS, NOSE GR. FIG., PROP. DESCRIP., LOW OIL PRESS. ANNUN..... | 02 01 88 |
| 02 | ACCOMMODATED SB 227-61-006..... | 03 03 89 |
| 03 | CORRECTED EDITORIAL ERRORS | 01 26 93 |
| 04 | REVISED DATA | 03 28 96 |
| 05 | REVISED DATA | 05 11 99 |
| 06 | ADDED ALTERNATE RUDDER GUST LOCK..... | 11 06 03 |

MERLIN IVC SA227-AT FLIGHT MANUAL (ICAO) 16,000 LB SECTION 8 **DATED 05 13 87**

| <u>REV. NO.</u> | <u>DESCRIPTION</u> | <u>DATE</u> |
|-----------------|--------------------------------|-------------|
| 01 | CORRECTED EDITORIAL ERROR..... | 01 26 93 |

MERLIN IVC SA227-AT FLIGHT MANUAL (ICAO) 16,000 LB SUPPLEMENTS

| <u>SUP/REV</u> | <u>DESCRIPTION</u> | <u>DATE</u> |
|----------------|--|-------------|
| SUP 01 | TAKEOFF WITH SRL OFF/INOPERATIVE..... | 05 13 87 |
| REV 01 | ACCOMMODATED SB 227-61-006..... | 03 03 89 |
| SUP 02 | FLIGHT DATA RECORDER (FOR AT-440B ONLY)..... | 06 17 88 |
| SUP 03 | COCKPIT VOICE RECORDER (FOR AT-440B ONLY) | 06 17 88 |
| SUP 04 | FLIGHT DATA RECORDER..... | 08 03 88 |
| SUP 05 | COCKPIT VOICE RECORDER | 08 03 88 |
| REV 01 | ADDED CVR MODEL A100A & OPT UNDERWATER LOCATOR BEACON..... | 12 07 88 |
| SUP 06 | OPERATION IN CANADA (CANADIAN REGISTRATION ONLY)..... | 09 20 12 |
| REV 01 | REVISED AND DELETED DATA | 05 07 97 |
| UN | IMPROVED NWS (IF INSTALLED PER SB 227-32-030)..... | 12 12 91 |
| REV 01 | REVISED LIMITATIONS, EMERGENCY, ABNORMAL AND NORMAL PROCEDURES, AND SYSTEMS DESCRIPTION..... | 01 06 94 |
| REV 02 | ADDED ITEM 4 TO NOSE WHEEL STEERING (MODIFIED IAW SB 227-32-034)..... | 03 29 94 |
| REV 03 | CHANGED NOSE WHEEL STEERING LIMITATIONS, MOVED TEXT TO FOLLOW ON PAGES, SPLIT NOTE ON PAGE 5 AND ADDED TWO PAGES | 08 10 94 |
| REV 04 | CHANGED NOSE WHEEL STEERING INFORMATION (WHEN MODIFIED IAW S.B. 227-32-040) | 03 28 96 |
| UN | COCKPIT VOICE RECORDER (IF INSTALLED PER SB 227-23-001)..... | 01 03 92 |
| UN | ENTRANCE LIGHTS (IF MODIFIED BY SB 227-33-007) | 07 27 92 |
| UN | SIX COMPARTMENT CARGO CONFIGURATION (IF INSTALLED PER -75 INSTALLATION OF DWG. 27-14005)..... | 08 05 92 |

| <u>REV. NO.</u> | <u>DESCRIPTION</u> | <u>DATE</u> |
|-----------------|---|-------------|
| UN | ALLIEDSIGNAL AEROSPACE MK-VI GROUND PROXIMITY WARNING SYSTEM (GPWS) (IF INSTALLED PER FAIRCHILD AIRCRAFT DRAWING NUMBER 27-88105)..... (R) | 05 07 96 |
| UN | BENDIX/KING CAS TCAS I TRAFFIC ALERT AND COLLISION AVOIDANCE SYSTEM (IF INSTALLED PER FAIRCHILD AIRCRAFT DRAWING 27-88107, SB 226-23-002, SB 227-23-004, OR SB CC7-23-002)..... | 04 13 94 |



Ontic Engineering and Manufacturing, Inc

TECHNICAL PUBLICATIONS INDEX

| <u>REV. NO.</u> | <u>DESCRIPTION</u> | <u>DATE</u> |
|-----------------|--|--------------|
| UN | EMERGENCY LOCATOR TRANSMITTER (ELT) (WHEN INSTALLED PER FAIRCHILD AIRCRAFT DRAWING 27K82795)..... | 11 26 99 |
| REV 01 | CORRECTED SECOND FREQUENCY NUMBER FROM 234.0 TO 243.0 | 08 30 00 |
| UN | FLIGHT DATA RECORDER (WHEN INSTALLED PER FAIRCHILD AIRCRAFT DRAWING 32-82034 OR 27K82090)..... | 12 22 99 |
| UN | PITOT HEAT WARNING SYSTEM (WHEN INSTALLED PER FAIRCHILD AIRCRAFT DRAWING 27K14063 | 12 22 99 |
| UN | AVIATION COMMUNICATION AND SURVEILLANCE SYSTEMS (ACSS) DUAL MODE S TRANSPONDER AND TCAS SYSTEMS AS INSTALLED PER M7 AEROSPACE SB 227-34-011..... | (R) 08 04 05 |
| UN | PITOT HEAT INDICATION IF INSTALLED PER M7 AEROSPACE DRAWING 27K14063-009 | 03 05 08 |

SA227-BC FLIGHT MANUAL 16,000 LB (6BC) DATED 09 25 89
[PNs: PAPER 27-10054-075 / ELECTRONIC 27-10054-220: INCLUDES ALL 227 DOMESTIC AFM'S]

| <u>REV. NO.</u> | <u>DESCRIPTION</u> | <u>DATE</u> |
|-----------------|---|-------------|
| 01 | NTS SYS CHECK, FIRST SEG CLIMB, WET LIMITATIONS CHANGES | 02 08 90 |
| 02 | TACHOMETER MARKINGS | 05 17 90 |
| 03 | HIGH/LOW BLEED AIR PROCEDURES | 07 10 90 |
| 04 | FUEL VENTING AND EXHAUST EMISSIONS, FLYOVER NOISE LEVELS, MAX LOADS, FWD AND AFT BAGGAGE COMP | 04 22 91 |
| 05 | -3 AND -7 SRL COMPUTERS | 03 28 91 |
| 06 | -12UAR ENGINE/CAWI, TAKEOFF WITH CAWI..... | 07 09 91 |
| 07 | ADDED BRAKE PN, NOTES ON COOLING ENGINES AND REVISED EMERGENCY PROCEDURES..... | 12 06 91 |
| 08 | CHANGED BLADE ANGLE INFO FOR THE PROPELLERS, AND ADDED APPROVED TIRE | 07 28 92 |
| 09 | CHANGED INSTRUMENT MARKINGS, NOTE IN MAX WGTS, NTS SYS REF | 12 21 92 |
| 10 | NEW ENG DESIGNATION FOR -10 SRL COMPUTER, ADDED NEW TIRE | 03 18 93 |
| 11 | CHANGED BATTERY OVERHEAT WARNING SYSTEM, CURRENT LIMITERS STEP IN BEFORE TAXI | 03 29 94 |
| 12 | REVISED SECTIONS 0, 1, 2, 3 AND 3A | 06 29 95 |
| 13 | REVISED SECTIONS 0 AND 2..... | 03 28 96 |
| 14 | REVISED SECTIONS 0, 1 AND 2..... | 05 13 97 |
| 15 | REVISED SECTIONS 0, 1, 2, AND 3A | 11 18 97 |
| 16 | REVISED SECTIONS 0, 1, 2, 3, AND 3A | 05 11 99 |
| 17 | ADDED OUT-OF-TRIM WARNING INFO TO SECTIONS 2 AND 3 | 04 28 00 |
| 18 | ADDED PNEUMATIC DEICING BOOTS SYSTEM INFO TO COMPLY WITH AD 2000-06-04 | 06 02 00 |
| 19 | ADDED FUEL BALANCING TO SECTIONS 1 AND 3A..... | 12 07 07 |
| 20 | REVISED SECTION 3 | 05 28 08 |
| 21 | REVISED SECTIONS 0 AND 3..... | 12 09 14 |
| 22 | REVISED SECTION III ANNUNCIATOR PANEL LIGHT REFERENCES AND ADDED L/R LOW OIL PRESSURE WARNING LIGHT ON PROCEDURE..... | 07 27 20 |

SA227-BC FLIGHT MANUAL 16,000 LB SECTION 5 DATED 09 25 89

| <u>REV. NO.</u> | <u>DESCRIPTION</u> | <u>DATE</u> |
|-----------------|--|-------------|
| 01 | EQUIPMENT LIST WEIGHTS | 02 08 90 |
| 02 | CARGO NET PN, ANCRA, WEIGHT & BALANCE DATA MODIFICATIONS..... | 07 09 91 |
| 03 | ADDED BRAKE PN TO EQUIPMENT LIST..... | 12 06 91 |
| 04 | CORRECTED FIGURES, ADDED OPTIONAL 19 PLACE CABIN DIAGRAM, CHANGED WEIGHT AND MOMENT ENVELOPE, CHANGE PAYLOAD MOMENT TABLE FOR AFT BAGGAGE COMPARTMENT, AND CORRECTED EQUIPMENT LIST..... | 07 28 92 |
| 05 | NEW ENGINE DESIGNATION FOR -10 SRL, ADDED NEW TIRE..... | 03 18 93 |
| 06 | REVISED DATA | 06 29 95 |
| 07 | REVISED DATA | 05 11 99 |

SA227-BC FLIGHT MANUAL 16,000 LB SECTION 6 DATED 09 25 89

| <u>REV. NO.</u> | <u>DESCRIPTION</u> | <u>DATE</u> |
|-----------------|----------------------------------|-------------|
| 01 | TWO LEVEL BLEED AIR SYSTEM | 02 08 90 |



Ontic Engineering and Manufacturing, Inc

TECHNICAL PUBLICATIONS INDEX

| REV. NO. | DESCRIPTION | DATE |
|----------|---|----------|
| 02 | CHANGED COCKPIT VOICE RECORDER DATA..... | 07 09 91 |
| 03 | NEW ENGINE DESIGNATION FOR -10 SRL, ADDED NEW TIRE..... | 03 18 93 |
| 04 | REVISED DATA | 06 29 95 |
| 05 | REVISED DATA | 03 28 96 |
| 06 | REVISED DATA | 05 11 99 |
| 07 | ADDED ALTERNATE RUDDER GUST LOCK..... | 11 06 03 |

SA227-BC FLIGHT MANUAL 16,000 LB SUPPLEMENTS

| REV. NO. | DESCRIPTION | DATE |
|----------|---|----------|
| SUP 01 | TAKEOFF WITH SRL OFF/INOPERATIVE..... | 12 04 89 |
| REV 01 | SUP ONLY APPLIES TO -3 SRL COMPUTERS..... | 03 28 91 |
| REV 02 | PROVIDED FOR OPERATION WITH -7 OR -8 SRL COMPUTERS..... | 06 19 92 |
| REV 03 | CHANGED PROCEDURES IN BEFORE STARTING ENGINES TO INCLUDE USE OF TAKEOFF POWER CHECK CHART, CHANGED NOTE UNDER POWER LEVERS IN TAKEOFF - DRY AND CHANGED SUPPLEMENT TO APPLY TO -10 SRL COMPUTERS..... | 05 24 93 |
| SUP 02 | C-26A CONFIGURATION (C-26A AIRCRAFT ONLY)..... | 07 10 90 |
| REV 01 | COMPLETE REISSUE OF SUPPLEMENT | 02 11 92 |
| REV 02 | ADDED CARGO NET PART NUMBER | 07 28 92 |
| SUP 04 | IMPROVED NOSE WHEEL STEERING SYSTEM (IF INSTALLED PER S.B. 32-030)..... | 02 26 93 |
| REV 01 | REVISED LIMITATIONS, NORMAL, EMERGENCY AND ABNORMAL PROCEDURES, AND MANUFACTURER'S DATA | 01 06 94 |
| REV 02 | ADDED ITEM 4 TO NOSE WHEEL STEERING (MODIFIED IAW SB 227-32-034 | 03 29 94 |
| REV 03 | CHANGED NOSE WHEEL STEERING LIMITATIONS, MOVED TEXT TO FOLLOW ON PAGES, SPLIT NOTE ON PAGE 8 AND ADDED TWO PAGES | 08 10 94 |
| REV 04 | CHANGED NOSE WHEEL STEERING INFORMATION (WHEN MODIFIED IAW SB 227-32-040) | 03 28 96 |
| UN | FLIGHT DATA RECORDER (IF INSTALLED IAW FAIRCHILD DRAWING 32-82034) | 03 11 92 |
| REV 01 | PROVISIONS FOR INSTALLATION OF F1000 FDR WITH KIT DRAWING 27K82090 | 08 31 98 |
| REV 02 | CHANGED EFFECTIVITY ON KIT DRAWING 27K82090 TO INCLUDE SA227-BC AIRPLANES | 08 04 00 |
| UN | VAPOR CYCLE AIR CONDITIONING SYSTEM (IF INSTALLED IN ACCORDANCE WITH FAIRCHILD AIRCRAFT DRAWING NUMBER 27-84300 OR 27K84300)..... | 07 09 92 |
| REV 01 | ADDED MAXIMUM WEIGHTS AND CORRECTED BAGGAGE COMPARTMENT LOADS | 11 05 92 |
| REV 02 | CHANGED AFT BAGGAGE COMPARTMENT LOAD | 06 14 93 |
| REV 03 | CORRECTED CIRCUIT BREAKER INFO, EDITORIAL ERROR AND ADDED EQUIPMENT LIST TO SECTION 5 | 03 29 94 |
| REV 04 | ADDED PLACARDS | 04 27 94 |
| UN | ENTRANCE LIGHTS (IF MODIFIED BY SB 227-33-007) | 07 27 92 |
| UN | SIX COMPARTMENT CARGO CONFIGURATION (IF INSTALLED BY -81 INSTALLATION OF FAIRCHILD DRAWING 27-14005)..... | 09 24 92 |
| UN | ALLIEDSIGNAL AEROSPACE MK-VI GROUND PROXIMITY WARNING SYSTEM (GPWS) (IF INSTALLED PER FAIRCHILD AIRCRAFT DRAWING NUMBER 27-88105)..... (R) | 05 07 96 |
| UN | BENDIX/KING CAS TCAS I TRAFFIC ALERT AND COLLISION AVOIDANCE SYSTEM (IF INSTALLED PER FAIRCHILD AIRCRAFT DRAWING 27-88107, SB 226-23-002, SB 227-23-004, OR SB CC7-23-002)..... | 04 13 94 |
| UN | FIVE CARGO NETS | 04 21 95 |
| UN | IMPROVED VAPOR CYCLE AIR CONDITIONING SYSTEM | 05 04 95 |
| REV 01 | CHANGED NOTE ON PAGE 4 | 06 28 95 |
| REV 02 | ADDED PLACARD WHEN ALTITUDE SWITCH IS REMOVED AND CHANGED INFORMATION ABOUT ALTITUDE SWITCH..... | 07 15 96 |
| UN | FAR 121 OPERATIONS..... | 03 12 97 |
| UN | EMERGENCY LOCATOR TRANSMITTER (ELT) (WHEN INSTALLED PER FAIRCHILD AIRCRAFT DRAWING 27K82795)..... | 11 26 99 |
| REV 01 | CORRECTED SECOND FREQUENCY NUMBER FROM 234.0 TO 243.0 | 08 30 00 |
| UN | PITOT HEAT WARNING SYSTEM (WHEN INSTALLED PER FAIRCHILD AIRCRAFT DRAWING 27K14063) | 12 22 99 |



Ontic Engineering and Manufacturing, Inc

TECHNICAL PUBLICATIONS INDEX

| REV. NO. | DESCRIPTION | DATE |
|----------|--|--------------|
| UN | SIX-COMPARTMENT CARGO CONFIGURATION (27K10002-5 INSTALLATION) (EFFECTIVITY : S/N'S 532B, 538B, 571B - 783B, AND 785B - 789B ONLY)..... | 10 06 00 |
| UN | AVIATION COMMUNICATION AND SURVEILLANCE SYSTEMS (ACSS) DUAL MODE S TRANSPONDER AND TCAS SYSTEMS AS INSTALLED PER M7 AEROSPACE SB 227-34-011..... | (R) 08 04 05 |
| UN | PITOT HEAT INDICATION IF INSTALLED PER M7 AEROSPACE DRAWING 27K14063-009 | 03 05 08 |

SA227 SERIES AIRFRAME AIRWORTHINESS LIMITATIONS MANUAL ST-UN-M001 REISSUE C 01 18 91
[PNs: PAPER 27-10054-087; INCLUDED WITH 27-10054-083, 27-10054-085 AND 27-10054-213 / ELECTRONIC 27-10054-226. INSPECTION MANUAL SET; INCLUDES ST-UN-M001, SUPPLEMENTAL INSPECTION DOCUMENT, LETTER CHECK AND PHASE INSPECTION]

| REV. NO. | DESCRIPTION | DATE |
|----------|--|----------|
| C-12 | REVISED PAGES i, v, 3, AND 14-71 | 04 25 12 |
| TR-001 | CLARIFIED DOOR LATCH INSPECTION REQUIREMENTS. INCLUDED ALL POTENTIALLY INSTALLED LATCH ASSEMBLY PART NUMBERS..... | 11 17 14 |
| TR-006 | UPDATES SUPPLEMENT A, SYSTEM INSPECTIONS AND LIFE LIMITS | 06 15 21 |

SA226/SA227 SERIES SUPPLEMENTAL INSPECTION DOCUMENT (SID) INITIAL ISSUE 09 27 99
[PNs: PAPER 27-10054-213; INCLUDED WITH 27-10054-083, 27-10054-085 AND 27-10054-087 / ELECTRONIC 27-10054-226. INSPECTION MANUAL SET; INCLUDES ST-UN-M001, SUPPLEMENTAL INSPECTION DOCUMENT, LETTER CHECK, AND PHASE INSPECTION]

| REV. NO. | DESCRIPTION | DATE |
|----------|-----------------------------|----------|
| F | REVISED DATA | 05 01 12 |
| TR-002 | APPENDIX C, PG 9 OF 14..... | 05 18 15 |

**SA226/SA227 FIELD MAINTENANCE PROCEDURES (FMP) 57-011 EDDY-CURRENT
INSPECTION PROCEDURES. B.L. 9 (INCLUDED IN SUPPLEMENTAL INSPECTION
DOCUMENT (SID)) INITIAL ISSUE 09 06 96**

| REV. NO. | DESCRIPTION | DATE |
|----------|-----------------------------|----------|
| 02 | REVISED DATA | 08 12 04 |
| TR-002 | APPENDIX C, PG 9 OF 14..... | 05 18 15 |

SA227 SERIES MERLIN/METRO AIRCRAFT SERVICING AND RECOVERY MANUAL REISSUE B SEP 97
[PNs: PAPER 27-10054-081 / INCLUDED ON ELECTRONIC 27-10054-220 AND 27-10054-222]SA227 SERIES

| REV. NO. | DESCRIPTION | DATE |
|----------|-------------|------|
|----------|-------------|------|

SA227 SERIES MAINTENANCE MANUAL INITIAL ISSUE 04 01 81
[PNs: PAPER 27-10054-095 / ELECTRONIC 27-10054-096; INCLUDES 27-10054-078]

| REV. NO. | DESCRIPTION | DATE |
|----------|---|----------|
| 145 | CHANGED RUDDER BELLCRANK ATTACHMENT INSTRUCTIONS..... | 09 22 25 |
| | UPDATED INSTRUCTIONS FOR PASSENGER DOOR INSTALLATION..... | 09 22 25 |
| | CORRECTED ENGINE POWER LEVER CABLE RIGGING STEPS..... | 09 22 25 |

SA227 SERIES ILLUSTRATED PARTS CATALOG INITIAL ISSUE 04 01 81
[PNs: PAPER 27-10054-093 / ELECTRONIC 27-10054-094]

| REV. NO. | DESCRIPTION | DATE |
|----------|--|----------|
| 163 | INTRO SECTION: ADDED NOTE EXPLAINING PN DISCREPANCIES..... | 03 02 26 |
| | UPDATED ALPHA AND NUMERIC INDEXES..... | 03 02 26 |
| | NEW SUBSECTION: PARTITIONS/MOVEABLE BULKHEAD FITTING PART NUMBERS..... | 03 02 26 |
| | RUDDER PEDAL INSTALLATION PN UPDATES | 03 02 26 |
| | CHANGED EFFECTIVITY FOR ICE GUARD PART NUMBERS..... | 03 02 26 |
| | CORRECTED COWL ASSEMBLY PART NUMBERS..... | 03 02 26 |



Ontic Engineering and Manufacturing, Inc

TECHNICAL PUBLICATIONS INDEX

SA226/227 SERIES STRUCTURAL REPAIR MANUAL

INITIAL ISSUE 03 01 83

[PNs: PAPER 27-10054-079 / ELECTRONIC 27-10054-080]

| <u>REV. NO.</u> | <u>DESCRIPTION</u> | <u>DATE</u> |
|-----------------|---|-------------|
| 40 | REVISED CHAPTERS 53, 54, 56, AND 57 | 02 28 13 |
| TR54-16 | 54-90-50, PG 34..... | 04 18 13 |
| TR51-21 | 51-30-02, PG 10..... | 01 13 14 |
| TR53-22 | 53-90-10, PGS 1, 2, 67, 68 | 01 30 14 |
| TR52-17 | 52-90-30, PGS 1, 15-18 | 02 07 14 |
| TR57-18 | 57-90-60, PG 36..... | 02 10 14 |
| TR52-19 | 52-90-30, PG 13..... | 02 11 14 |
| TR57-20 | 57-90-20, PGS 51-60 | 02 12 14 |
| TR53-23 | 53-90-20, PGS 71-74 | 02 13 14 |
| TR57-24 | 57-90-10, PGS 1, 2, 77-90, 95, 109-132..... | 02 18 14 |
| TR53-25 | 53-90-10, PGS 1, 2, 27-36..... | 10 31 14 |
| TR53-24 | 53-90-10, PGS 1, 2, 69-74..... | 11 19 14 |
| TR54-27 | 54-90-10, PGS 1, 55-58..... | 05 25 19 |
| TR57-26 | 57-90-55, PGS 1-6..... | 04 02 19 |

SA227 SERIES WIRING MANUAL

INITIAL ISSUE 05 15 81

[PNs: PAPER 27-10054-091; INCLUDES 27-10054-189 / ELECTRONIC 27-10054-092; INCLUDES 27-10054-190]

| <u>REV. NO.</u> | <u>DESCRIPTION</u> | <u>DATE</u> |
|-----------------|---|-------------|
| 81 | REVISED FRONT MATTER AND CHAPTER 20 | 02 26 20 |

SA227 SERIES ELECTRICAL EQUIPMENT LIST

INITIAL ISSUE 08 25 00

[PNs: PAPER 27-10054-189; INCLUDED WITH 27-10054-091 / ELECTRONIC 27-10054-190; INCLUDED ON 27-10054-092]

| <u>REV. NO.</u> | <u>DESCRIPTION</u> | <u>DATE</u> |
|-----------------|--|-------------|
| 12 | REVISED FRONT MATTER AND SECTIONS A CODE, H/HA/HT, K, L, M, P, AND S | 02 26 20 |

SA226/227 SERIES ILLUSTRATED TOOL AND EQUIPMENT MANUAL

REISSUE 11 01 00

[PNs: PAPER 27-10054-077 / ELECTRONIC 27-10054-078; INCLUDED ON 27-10054-096]

| <u>REV. NO.</u> | <u>DESCRIPTION</u> | <u>DATE</u> |
|-----------------|---|-------------|
| 05 | REVISED TABLE OF CONTENTS AND ADDED PAGES 95 THRU 98..... | 01 29 15 |

SA227TT. AT. AC. BC LETTER CHECK INSPECTION PROGRAM

INITIAL ISSUE 05 01 89

[PNs: PAPER 27-10054-083; INCLUDES 27-10054-087 AND 27-10054-213 / ELECTRONIC 27-10054-226.INSPECTION MANUAL SET; INCLUDES ST-UN-M001. SUPPLEMENTAL INSPECTION DOCUMENT. LETTER CHECK AND PHASE INSPECTION]

| <u>REV. NO.</u> | <u>DESCRIPTION</u> | <u>DATE</u> |
|-----------------|---|-------------|
| A | COMPLETE REISSUE, REPLACES REV 19 AND INCORPORATES TRB-04, CHANGES DETAILED IN REISSUE A LETTER OF TRANSMITTAL | 04 15 21 |
| C-01 | TEMPORARY REVISION CORRECTING TRANSPOSED NUMBERS AS NOTED ON PAGE C-14 ... | 04 22 24 |

SA227AC/BC PHASE INSPECTION MANUAL

INITIAL ISSUE 06 15 93

[PNs: PAPER 27-10054-085; INCLUDES 27-10054-087 AND 27-10054-213 / ELECTRONIC 27-10054-226. INSPECTION MANUAL SET; INCLUDES ST-UN-M001. SUPPLEMENTAL INSPECTION DOCUMENT. LETTER CHECK AND PHASE INSPECTION]

| <u>REV. NO.</u> | <u>DESCRIPTION</u> | <u>DATE</u> |
|-----------------|--|-------------|
| 22 | REPLACES REV 21; INCLUDES NEW TITLE PAGE, ONTIC LOGO AND LANGUAGE..... | 11 07 24 |
| | CHANGES DETAILED IN REVISION 21 LETTER OF TRANSMITTAL..... | 11 07 24 |



Ontic Engineering and Manufacturing, Inc

TECHNICAL PUBLICATIONS INDEX

SA227 SERIES SERVICE BULLETINS

REISSUE 03 07 16

[SERVICE INFORMATION INCLUDES: BULLETINS, LETTERS, AND NOTES -

PNs: PAPER 27-10054-089 / ELECTRONIC 27-10054-090]

| NUMBER | DESCRIPTION | DATE |
|--------|---|--------------|
| 11-001 | CHANGE IN AIRCRAFT GROSS WEIGHT | (R) 12 11 81 |
| 11-002 | CHANGE IN AIRCRAFT GROSS WEIGHT | (R) 12 19 90 |
| 11-003 | INCREASE FWD BAG COMPART CAPACITY | 03 01 83 |
| 11-004 | INCREASE AFT BAG COMPART CAPACITY | 09 04 85 |
| 11-005 | AIRCRAFT IDENTIFICATION | 12 08 87 |
| 21-001 | HEAT DUCT FLOW IMPROVEMENT | 06 24 82 |
| 21-002 | IMPROVE DISTRIBUTION SYSTEM | (R) 10 03 86 |
| 21-003 | MOISTURE BARRIER INSTALLATION | (R) 11 04 87 |
| 21-004 | AIR CONDITIONING-CONTROL VALVE RELOCATION | 02 02 83 |
| 21-005 | CABIN AND/OR COCKPIT AIR DISTRIBUTION MOD | (R) 12 05 91 |
| 21-006 | ANTI-ICE SCREEN INSTALLATION | 10 24 85 |
| 21-007 | NOT ISSUED | |
| 21-008 | IMPROVED COCKPIT FRESH AIR OUTLET | 02 10 94 |
| 21-009 | COCKPIT SHIELD INSTALLATION AT LEFT AND RIGHT CIRCUIT BREAKER CONSOLES | 12 09 11 |
| 21-010 | PERFORM PRESSURE TEST OF BLEED AIR HEAT EXCHANGER TUBE ASSEMBLY FORWARD OF THE FIREWALL | (R) 10 08 15 |
| 21-011 | MODIFICATION OF UNDERFLOOR CONDITIONED AIR DUCTS | 04 22 15 |
| 23-001 | COCKPIT VOICE RECORDER INSTALLATION | (R) 01 09 92 |
| 23-002 | INTRUSION SYSTEM WIRING | 06 19 91 |
| 23-003 | CVR G SWITCH INSTALLATION | (R) 01 09 91 |
| 24-001 | ELECTRICAL POWER - BATTERY | (R) 11 21 08 |
| 24-002 | ELECTRICAL POWER, BATTERY POWER CABLE PROTECTION | (R) 11 22 19 |
| 24-003 | J-BOX SPECIAL CHECK AND INSTALLATION OF INSULATOR | 03 21 83 |
| 24-004 | IMPROVED BATTERY RELAY | 06 14 84 |
| 24-005 | D.C. GENERATION SYSTEM IMPROVEMENTS | (R) 01 23 89 |
| 24-006 | RELOCATION OF GROUND POWER RECEPTACLE | 04 02 84 |
| 24-007 | IMPROVE VOLTAGE REGULATOR ACCESS | (R) 01 15 15 |
| 24-008 | D.C. GENERATION SYSTEM IMPROVEMENTS | (R) 02 22 89 |
| 24-009 | GROUND POWER RECEPTACLE RELOCATION | 04 29 88 |
| 24-010 | ALTERNATE FIREWALL CONNECTOR | 11 07 88 |
| 24-011 | HERMETIC SEALED BATTERY RELAY | (R) 09 19 92 |
| 24-012 | DC GENERATOR SELF EXCITATION CONTROL SYSTEM CHANGE | (R) 12 29 98 |
| 24-013 | BATTERY BUS RELAY DIODE REMOVAL | 08 07 89 |
| 24-014 | IMPROVED GENERATOR CONTROL RELAY | 06 14 92 |
| 24-015 | CURRENT LIMITER PROTECTION | (R) 08 10 99 |
| 24-016 | STARTER-GENERATOR BEARING REPLACEMENT | 02 22 95 |
| 24-017 | DC STARTER-GENERATOR QUICK-ATTACH-DETACH (QAD) MOUNTING ADAPTER CHANGE | 01 10 96 |
| 24-018 | CONCORDE, SEALED LEAD-ACID BATTERIES | 01 31 07 |
| 24-019 | INSPECTION OF ELECTRICAL WIRES/COMPONENTS, HYDRAULIC AND BLEED AIR TUBE ASSEMBLIES AT LH/RH INBOARD WING LEADING EDGE/BATTERY BOX AREAS, LH/RH WING STATIONS 51.167 TO 81.174 AND AT ALL FEED THROUGH LOCATIONS INTO THE LH/RH, INBOARD KEELSON | (R) 11 21 08 |
| 24-020 | GROUNDING JACKS INSTALLATION | 07 30 08 |
| 24-021 | BUS TIE SWITCH INSPECTION AND/OR REPLACEMENT | (R) 12 05 11 |
| 24-022 | WINDSHIELD HEAT CIRCUIT BREAKER MODIFICATION | 05 16 11 |
| 25-001 | FURNISHINGS, GALLEY BAR | 11 29 82 |
| 25-002 | CREW CHAIR VERTICAL & HORZ ADJUST IMPROVEMENT | (R) 05 28 85 |
| 25-003 | PASSENGER SEAT HINGE STOP MODIFICATION | 01 29 85 |
| 25-004 | NOT ISSUED | |
| 25-005 | AFT TOILET INSTALLATION | 06 24 91 |
| 25-006 | C-26A WORK STATION SEATING | 06 29 93 |



Ontic Engineering and Manufacturing, Inc

TECHNICAL PUBLICATIONS INDEX

| NUMBER | DESCRIPTION | DATE |
|---------|--|--------------|
| 26-001 | NOT ISSUED | |
| 26-002 | WHEEL WELL FIRE PROTECTION | (R) 10 24 01 |
| 26-003 | TURBINE FAIL THERMOSTAT MODIFICATION | 06 17 11 |
| 26-004 | PERFORM DETAIL VISUAL INSPECTION (DVI) OF ALL INSTALLED FENWAL OVERHEAT DETECTORS IN WHEEL WELLS AND ENGINE COMPARTMENTS | 09 26 14 |
| 27-001 | ELEVATOR RETURN SPRING & ATTACH BOLTS INSPECTION | 07 08 81 |
| 27-002 | RELOCATION OF ELEVATOR DOWN SPRING | (R) 10 25 85 |
| A27-003 | REPLACEMENT OF PINS IN AILERON CONTROL SYSTEM | 11 13 81 |
| A27-004 | REMOVAL OF SECOND CLUTCH FROM CONRAC SAS SERVO | (R) 01 06 83 |
| 27-005 | DUAL PUSH-PULL ROD ASSY - AILERON TRIM TAB CONT | (R) 03 27 92 |
| 27-006 | CONRAC SAS SYS - INSPECTION AND RECALIBRATION | (R) 06 12 13 |
| 27-007 | RUDDER TORQUE TUBE | 12 13 83 |
| 27-008 | SAS2 POWER COMPENSATION RELAY WIRING | (R) 02 25 85 |
| 27-009 | REPLACEMENT OF TURN AND SLIP INDICATOR | (R) 07 23 93 |
| 27-010 | RUD PED REWK (FOR COMPANY USE ONLY) SA227-TT, S/N 447, 465, 471, 483 & 521 | (R) 05 23 84 |
| 27-011 | RUDDER GUST LOCK REWORK | 04 09 85 |
| 27-012 | REWORK OR REPLACE 27-71016 BELLCRANK ASSEMBLY | 03 20 85 |
| 27-013 | RESCINDED | |
| 27-014 | RUDDER PEDAL BELLCRANK HARDWARE INSPECTION | 07 31 85 |
| 27-015 | AILERON CONTROL CABLE FAIRLEAD INSTALLATION | 10 24 85 |
| 27-016 | ALTERNATE ELEVATOR GUST LOCK | (R) 02 18 86 |
| 27-017 | INSTALL GREASE FITTING, AILERON TRIM TAB ACTUATOR | 02 12 86 |
| 27-018 | PITCH TRIM ACTUATOR REPLACEMENT | (R) 03 24 87 |
| 27-019 | IMPROVED SAS SERVO IDLE CONTROL ASSEMBLY | 03 05 87 |
| 27-020 | IMPROVED SAS SERVO ASSEMBLY | (R) 08 30 89 |
| 27-021 | AILERON TRIM CABLE DRUM GUARD PIN | 06 08 87 |
| 27-022 | RUDDER BELLCRANK IMPROVEMENTS | 06 18 87 |
| 27-023 | FLAP RIB REINFORCEMENT | 12 11 87 |
| 27-024 | AILERON BELLCRANK HOUSING MODIFICATION | 02 19 88 |
| 27-025 | RUDDER HINGE BOLTS - IMPROVED ACCESS | 01 27 88 |
| 27-026 | ELEVATOR CONTROL CABLE HARDWARE | 07 26 89 |
| 27-027 | CANCELLED | |
| 27-028 | ELEVATOR TORQUE TUBE | (R) 06 26 97 |
| 27-029 | RUDDER CABLE ATTACH HARDWARE | (R) 04 22 08 |
| 27-030 | NOT ISSUED | |
| 27-031 | IMPROVED FLAP POSITION AND SAS COMPENSATOR POTENTIOMETERS (POTS) | 02 18 95 |
| 27-032 | YAW DAMPER REMOVAL | 08 31 92 |
| 27-033 | RUDDER BELLCRANK HINGE ASSEMBLY REWORK | 05 19 94 |
| 27-034 | INCREASED SERVICE LIFE OF 27-42030 RUDDER BELLCRANK | (R) 01 05 96 |
| 27-035 | RUDDER TORQUE TUBE HOLE | 05 22 95 |
| 27-036 | RUDDER CONTROL LOCK WELDMENT AND BELLCRANK INSPECTION - OPTIONAL IMPROVED STRENGTH RUDDER TORQUE TUBE, CONTROL LOCK WELDMENT AND ALUMINUM BELLCRANK INSTALLATION | 08 09 95 |
| 27-037 | NOT ISSUED | |
| 27-038 | RUDDER TRIM TAB ACTUATOR DECAL | 09 08 95 |
| 27-039 | REWORK OF UP/DOWN ELEVATOR QUADRANT STOPS AND LH/RH RUDDER BELLCRANK STOPS | 05 15 96 |
| 27-040 | NOT ISSUED | |
| 27-041 | CONTROL COLUMN ROLLER BEARING AND ELEVATOR ROD END BEARING INSPECTION/REPLACEMENT | (R) 12 05 14 |
| 27-042 | CONTROL COLUMN PIVOT IMPROVEMENT | 06 16 97 |
| 27-043 | FLAP POSITION INDICATION/CONTROL CIRCUIT MODIFICATION | 07 18 97 |
| 27-044 | INSTALLATION OF SIMMONDS PRECISION PN DL5040M5 AND/OR DL5040M6 PITCH TRIM ACTUATOR | (R) 12 03 98 |
| 27-045 | INSTALLATION OF SIMMONDS PRECISION PN DL5040M8 PITCH TRIM ACTUATOR (PTA) | (R) 11 18 02 |
| 27-046 | INSTALLATION OF BARBER-COLMAN PN 27-19008-006/-007 PITCH TRIM ACTUATOR | 03 08 99 |
| 27-047 | INSTALLATION OF FAIRLEADS AT F.S. 174.06 | 12 05 00 |
| 27-048 | LIFE LIMIT FOR RUDDER GUST LOCK ASSEMBLY, PART NUMBER 27-70066-001, OF 5000 HOURS | 09 29 03 |



Ontic Engineering and Manufacturing, Inc

TECHNICAL PUBLICATIONS INDEX

| NUMBER | DESCRIPTION | DATE |
|---------|---|--------------|
| 27-049 | INSPECT 26-72003 RUDDER PEDALS FOR CRACKS | (R) 03 07 25 |
| 27-050 | MODIFICATION OF VERTICAL STABILIZER AFT SPAR TO FACILITATE INSTALLATION OF NEW PN 27-19332-003 RUDDER TRIM TAB ACTUATOR | (R) 03 19 10 |
| 27-051 | GRAVEL GUARD INSTALLATION | 09 19 08 |
| 27-052 | PILOT'S AND COPILOT'S CONTROL COLUMN ACCESS PANELS MODIFICATION | 04 28 09 |
| 27-053 | INSPECTION AND REPAIR / REPLACEMENT OF PITCH TRIM ACTUATOR FUSELAGE FITTINGS..... | (R) 10 14 11 |
| 27-054 | INSPECTION AND LUBRICATION OF THE AILERON CONTROL CABLE CHAIN IN THE PILOT'S AND COPILOT'S CONTROL COLUMNS | (R) 10 23 13 |
| 27-055 | INSPECTION/REPLACEMENT OF THE AILERON CONTROL SYSTEM ROD END BEARINGS | 09 04 14 |
| 27-056 | INSPECTION OF THE AILERON LINK ROD, BELLCRANK AND AILERON HINGE BRACKET FOR DAMAGE..... | 09 04 14 |
| 27-057 | INSPECTION/REPAIR OF WIRING HARNESSSES IN THE VERTICAL STABILIZER | 08 18 14 |
| 27-058 | INSPECTION OF COCKPIT CONTROL COLUMN HORIZONTAL TUBE FOR CRACKS | 10 08 15 |
| 27-059 | INSPECTION OF RUDDER BELLCRANK | (R) 10 12 15 |
| 27-060 | INSPECTION OF THE ELEVATOR CONTROL SYSTEM ROD END BEARINGS | (R) 02 23 16 |
| 27-061 | PITCH TRIM ACTUATOR UPPER ATTACH FITTINGS INSPECTION | (R) 04 29 19 |
| 27-062 | ELEVATOR QUADRANT BEARING AND BORE INSPECTION..... | 11 28 16 |
| 27-063 | RUDDER PEDAL BELLCRANK, PIVOT BOLT/BEARING AND CONNECTING ROD ENDS INSPECTION | (R) 11 12 19 |
| 27-064 | ELEVATOR TORQUE TUBE ASSEMBLY AND WELDMENT INSPECTION | (R) 10 27 23 |
| 27-065 | RUDDER PEDAL ARMS INSPECTION | 11 07 25 |
| 27-066 | INSPECTION OF THE AILERON TRIM TAB PUSHROD BEARINGS | 10 27 23 |
| 27-067 | INSPECTION OF PITCH TRIM ACTUATORS | (R) 11 08 24 |
| 28-001 | INSTALLATION OF FUEL VENT SYSTEM CLAMP | 06 08 84 |
| 28-002 | CANCELLED AND REPLACED BY 28-003..... | 09 17 87 |
| 28-003 | FUEL B/P WIRING HARNESS REPL AND B/P WIRING MOD | (R) 09 17 87 |
| 29-001 | SERVICE CONNECTION DUST CAP CHAIN | 04 11 83 |
| 29-002 | HYDRAULIC GROUND SERVICE QUICK ACCESS PANEL | 05 11 84 |
| 29-003 | REPL OF HYD SYS PRESS TRANSDUCER SHUTTLE VALVE | (R) 11 08 86 |
| 29-004 | HYDRAULIC SYSTEM..... | 03 17 88 |
| 29-005 | INSPECTION/REPLACEMENT HYDRAULIC PRESSURE LINES | 12 11 95 |
| 30-001 | ICE AND RAIN PROTECTION - PROPELLERS | (R) 12 01 82 |
| 30-002 | REPLACEMENT OF OIL COOLER INLET LIP HEATER ASSY..... | 05 09 84 |
| 30-003 | PROP DEICE SYSTEM MAINTENANCE/MODIFICATION | 11 18 83 |
| 30-004 | PROP DEICE MODIFICATION | (R) 09 04 85 |
| 30-005 | REPLACEMENT OF WINDSHIELD WIPER CONTROL ASSY | 03 15 86 |
| 30-006 | NOT ISSUED | |
| 30-007 | INSTALLATION OF FILTER AND DRYER..... | 12 20 86 |
| 30-008 | OIL COOLER INLET HEAT CONNECTOR CONTAMINANT PROTECTION | 03 08 89 |
| 30-009 | IMPROVED WINDSHIELD WIPER SYSTEM (ROSEMOUNT INC.)..... | 07 23 94 |
| 30-010 | OIL COOLER AIR INLET ANTI-ICE SYSTEM AND PROPELLER DEICE SYSTEM CIRCUIT PROTECTION | 03 03 97 |
| 30-011 | BFGOODRICH FASTBOOT, PNEUMATIC DE-ICER INSTALLATION | 06 25 99 |
| 30-012 | PITOT HEAT INDICATION SYSTEM | (R) 06 20 08 |
| 30-013 | INSTALLATION OF WINDSHIELD OVERHEAT MONITORING SYSTEM | (R) 01 25 13 |
| 30-014 | WING EXTENSION DEICE TUBE INSPECTION/REPLACEMENT | (R) 10 08 19 |
| A32-001 | NOSE WHEEL STEERING OPERATION RESTRICTION..... | (R) 11 01 82 |
| 32-002 | INSPECTION OF MAIN LANDING GEAR DOOR ACT MECH..... | 09 03 81 |
| A32-003 | MODIFICATION OF MAIN LANDING GEAR DOOR ACT MECH..... | 11 05 81 |
| 32-004 | IMPROVEMENT OF NOSE LANDING GEAR EMER REL CABLE | 01 29 82 |
| 32-005 | ANTI-SKID BRAKE SYSTEM REMOVAL | (R) 09 23 04 |
| 32-006 | LANDING GEAR STEERING..... | (R) 09 28 83 |
| 32-007 | LANDING GEAR ACTUATOR BELLCRANK | (R) 01 16 85 |
| 32-008 | LANDING GEAR BRAKE SYSTEM..... | (R) 03 11 85 |
| 32-009 | MAIN LANDING GEAR DOOR STRIKER PLATE REPLACEMENT | 07 02 82 |
| 32-010 | LANDING GEAR-RIGGING PIN HOLES | 04 22 83 |
| 32-011 | ANTI-SKID BRAKE SYSTEM IMPROVEMENT (AT070 ONLY) | (R) 03 09 83 |
| 32-012 | LANDING GEAR UP-LOCK ROLLER..... | (R) 03 29 84 |



Ontic Engineering and Manufacturing, Inc

TECHNICAL PUBLICATIONS INDEX

| NUMBER | DESCRIPTION | DATE |
|--------|---|----------------------|
| 32-013 | IMPROVED ANTI-SKID/POWER BRAKE SYSTEM AND/OR IMPROVED BRAKE MASTER CYLINDER..... | (R) 08 03 99 |
| 32-014 | INSP BELLCRANK TRUNNION BOLT HOLE & MOUNTING..... | 11 29 83 |
| 32-015 | ROLL PIN REPLACEMENT AND SAFETYING | 07 26 83 |
| 32-016 | IMPROVED NOSE GEAR STRUT SERVICING ADAPTER | (R) 09 20 84 |
| 32-017 | INST OF IMP PARKING BRAKE CONTROL CABLE CLAMP | 11 14 84 |
| 32-018 | REPLACE MOUNT ASSY (DOWNLOCK SPRING PULLEY)..... | (R) 12 05 91 |
| 32-019 | LANDING GEAR DOOR AND HINGE IMPROVEMENTS | 03 20 85 |
| 32-020 | INST LUB FITTING IN NOSE LANDING GEAR DRAG BRACE | 03 19 85 |
| 32-021 | MLG DOOR ACTUATING MECHANISM INSPECTION | 04 03 85 |
| 32-022 | MLG STRUTS INSPECTION..... | (R) 03 02 87 |
| 32-023 | NOSE GEAR UPLOCK MODIFICATION | 06 08 87 |
| 32-024 | LORAL (GOODYEAR) WHEEL AND BRAKE RETROFIT FOR 14,500 MTOW ACFT | 01 12 89 |
| 32-025 | MLG UPLOCK AND DOWNLOCK IMPROVEMENTS..... | (R) 10 28 97 |
| 32-026 | DOOR ROLLER ARM | 10 09 87 |
| 32-027 | MAIN LANDING GEAR DOOR TO NACELLE SKIN CLEARANCE | (R) 12 03 90 |
| 32-028 | NOSE GEAR STEERING OPERATIONAL CHECK..... | (R) 07 07 89 |
| 32-029 | LANDING GEAR UPLOCK SWITCH INSTALLATION..... | (R) 12 12 90 |
| 32-030 | MODIFICATION OF NOSE WHEEL STEERING SYSTEM | (R) 10 05 91 |
| 32-031 | INSTALLATION OF SELF LUBRICATING BUSHINGS IN NOSE LANDING GEAR DRAG BRACE | 06 15 92 |
| 32-032 | NOT ISSUED | |
| 32-033 | REPLACEMENT OF GYN186 AND 32FE524 BRAKE NUTS | (R) 12 15 92 |
| 32-034 | REPLACEMENT OF NOSE WHEEL STEERING (NWS) SERVO VALVE..... | (R) 04 09 10 |
| 32-035 | REDUCED VISCOSITY FIRE RESISTANT HYDRAULIC FLUID | 10 31 94 |
| 32-036 | NOT ISSUED | |
| 32-037 | CANCELLED PER SB-32-040 | 03 29 96 |
| 32-038 | NOT ISSUED | |
| 32-039 | OZONE INDUSTRIES, INC. PN 5453005-1, -3 OR -5 YOKE (REFERENCE: MAIN LANDING GEAR (MLG) ASSEMBLY PN OAS5453 ALL DASH NUMBERS UP TO AND INCLUDING -19) AND PN 5451005-1 YOKE (REFERENCE: NOSE LANDING GEAR (NLG) ASSEMBLY PN OAS5451 ALL DASH NUMBERS UP TO AND INCLUDING -17) ULTRASONIC INSPECTION..... | (R) 09 28 95 |
| 32-040 | RH POWER LEVER-NOSE WHEEL STEERING (NWS) SWITCH | (R) 03 25 25 |
| 32-041 | INSPECTION/REPLACEMENT FOR POSSIBLE CRACKS ON PN 27-51544-001 (16/16.5K) MAIN LANDING GEAR, UPPER TORQUE LINK ASSEMBLY (MACHINED PART)..... | 03 24 98 |
| 32-042 | NOT ISSUED | |
| 32-043 | INSPECTION/REWORK FOR CRACKS ON MAIN LANDING GEAR (MLG) DRAG BRACE, DRAG LINKS..... | 06 23 00 |
| 32-044 | INSPECTION/REWORK FOR CRACKS ON MAIN LANDING GEAR (MLG) DRAG BRACE, DRAG LINKS..... | 10 03 00 |
| 32-045 | CANCELLED..... | (R) 08 05 11 |
| 32-046 | INSPECTION/REPLACEMENT OF MAIN LANDING GEAR (MLG) TORQUE LINK SHAFT PN 27-51540-003..... | (R) 05 28 02 |
| 32-047 | INSPECTION/REPLACEMENT OF EXISTING ROD, CLEVIS (LOWER END) AND CLEVIS PIN, WHICH BUILD UP, PN 26-72018/32-72006 BRAKE PEDAL PUSH ROD ASSEMBLY..... | 05 28 02 |
| 32-048 | ONE TIME INSPECTION OF THE NLG STEERING TEST SWITCH SOLDER TERMINALS | 09 12 08 |
| 32-049 | ONE TIME INSPECTION OF THE NOSE WHEEL STEERING SOLENOID RELIEF VALVE CONNECTOR | 09 26 08 |
| 32-050 | IMPROVEMENT OF POWER LEVER MOUNTED NOSE WHEEL STEERING SWITCH | 04 13 09 |
| 32-051 | NOSE WHEEL STEERING PARK SWITCH MODIFICATION | (R) 06 23 09 |
| 32-052 | INSTALLATION OF CAUTION PLACARD ON NOSE WHEEL STEERING ACTUATOR..... | 08 19 09 |
| 32-053 | INSPECTION OF BERTEA LANDING GEAR ACTUATORS FOR CRACKS..... | (R) 11 01 18 |
| 32-054 | PENDING | |
| 32-055 | PENDING | |
| 32-056 | INSPECTION AND REPAIR OF DRAG BRACE PIN BORE CORROSION ON MAIN AND NOSE LANDING GEAR STRUTS..... | (RESCINDED) 12 14 15 |
| 32-057 | INSPECTION AND REPAIR/REPLACEMENT OF THE NOSE LANDING GEAR CENTERING ARM ASSEMBLY | (R) 04 16 12 |
| 32-058 | OVERHAUL INSTRUCTIONS AND PARTS BREAKDOWN FOR HYDROMOTIVE, INC. | |



Ontic Engineering and Manufacturing, Inc

TECHNICAL PUBLICATIONS INDEX

| NUMBER | DESCRIPTION | DATE |
|--------|---|----------------------|
| 32-059 | (NOW, SKIDMORE-WILHELM MFG. CO.) MODEL V1-15-1125 BRAKE MASTER CYLINDER INSPECTION/REPLACEMENT OF 27-51000-031 BOLT USED TO ATTACH LANDING GEAR ACTUATOR TO BELLCRANK | 01 12 12 10 24 13 |
| 32-060 | PENDING | |
| 32-061 | INSPECTION AND RETORQUE OF THE CLEVELAND NOSE AND MAIN LANDING GEAR WHEEL/TIRE ASSEMBLIES..... | 03 13 14 |
| 32-062 | INSPECTION OF 27-51000-393 BOLT..... | 08 08 14 |
| 32-063 | INSPECTION/REPLACEMENT OF LANDING GEAR UPLOCK BOLT AND ROLLER | (R) 09 28 15 |
| 32-064 | 14,500 LB MAIN LANDING GEAR YOKE TORQUE LINK LUG AND SHAFT INSPECTION..... | 08 02 16 |
| 32-065 | 16,000 LB MAIN LANDING GEAR YOKE TORQUE LINK LUG AND SHAFT INSPECTION..... | 08 02 16 |
| 32-066 | NLG UPLOCK HOOK TUBE BOLT HOLES - INSPECTION | 03 07 19 |
| 32-067 | MAIN GEAR TORQUE LINK SHAFT INSPECTION/REPLACEMENT | 02 25 19 |
| 33-001 | LIGHTS - MAP LIGHT..... | 05 25 82 |
| 33-002 | COCKPIT LIGHTS POWER SUPPLIES | (R) 02 25 85 |
| 33-003 | TAIL CONE NAVIGATION LIGHTS | 08 28 84 |
| 33-004 | OVERHEAD, MAP, & GLARESHIELD LIGHTS RHEOSTATS REP | 11 14 84 |
| 33-005 | NOT ISSUED | |
| 33-006 | IMPROVED TEL-TAIL LIGHT INSTALLATION | 11 16 84 |
| 33-007 | DUAL BATTERY POWER FOR PILOTS OVERHEAD LIGHT..... | 09 30 92 |
| 33-008 | CABIN AISLE LIGHTS - CHANGE CIRCUIT BREAKER FROM 10 AMP TO 7.5 AMP | 06 26 96 |
| 33-009 | INSTALLATION OF AUXILIARY LIGHTS TIME DELAY RELAY AND BRACKET | 06 03 08 |
| 34-001 | HEATED PITOT MAST MODIFICATION | 03 15 86 |
| 34-002 | IMPROVE PITOT STATIC DRAIN..... | 11 08 86 |
| 34-003 | COLLINS AUTOPILOT ADAPTER INSTALLATION..... | (R) 06 13 14 |
| 34-004 | NOT ISSUED | |
| 34-005 | NOT ISSUED | |
| 34-006 | NOT ISSUED | |
| 34-007 | AUSTRALIAN CERTIFICATION REQUIREMENTS - AD/GENERAL/47 - 3 POINTER TYPE ALTIMETER - (PN 27-19138-009 ALTIMETER) | 01 03 96 |
| 34-008 | PITOT/STATIC SYSTEM PLUMBING MODIFICATION..... | (R) 06 24 09 |
| 34-009 | GROUND PROXIMITY WARNING SYSTEM INSTALLATION | 06 29 99 |
| 34-010 | PLACARD INSTALLATION FOR NAV DISPLAY INSTRUCTIONS | 11 13 00 |
| 34-011 | TCAS-2000 TRAFFIC ALERT AND COLLISION AVOIDANCE SYSTEM ACAS II INSTALLATION | (R) 06 01 05 |
| 34-012 | NOT ISSUED | |
| 34-013 | THREE COUNTER DRUM ALTIMETER RETROFIT..... | 04 10 06 |
| 34-014 | DUAL MODE S TRANSPONDER, WITH ELEMENTARY SURVEILLANCE | 10 09 06 |
| 35-001 | OXYGEN..... | 04 20 82 |
| 35-002 | OXYGEN SYSTEM - LEAK REDUCTION | 04 15 83 |
| 35-003 | INSTALLATION OF METALLIC OXYGEN SUPPLY PLUMBING..... | (R) 08 17 84 |
| 35-004 | INSTALLATION OF METALLIC COCKPIT OXYGEN PLUMBING..... | (R) 08 17 84 |
| 35-005 | REPLACE ALUMINUM FITTING ON PRESSURE TRANSDUCER | 10 09 87 |
| 35-006 | AUSTRALIAN CERTIFICATION REQUIREMENTS FOR PORTABLE OXYGEN BOTTLE, CREW OXYGEN MASKS AND SMOKE GOGGLES..... | 09 01 95 |
| 35-007 | PROTECTIVE BREATHING EQUIPMENT/PART 121.337 (b) (8)..... | 07 10 98 |
| 52-001 | CARGO DOOR GAS SPRING INSTALLATION..... | (R) 01 25 88 |
| 52-002 | NOT ISSUED | |
| 52-003 | NOT ISSUED | |
| 52-004 | INSTALLATION OF ASSIST HANDLE | (R) 07 31 85 |
| 52-005 | PASSENGER DOOR MODIFICATIONS | (R) 12 05 91 |
| 52-006 | INSTALLATION OF IMPROVED EMG EXIT HATCH LATCHES | 03 11 86 |
| 52-007 | IMPROVED PASSENGER DOOR CLOSER CABLE MECHANISM | (R) 07 23 91 |
| 52-008 | NOT ISSUED | |
| 52-009 | MAIN CARGO DOOR IMPROVEMENT | 12 09 96 |
| 52-010 | CABIN DOOR TOP LATCH POSITIVE EXTENSION INSPECTION HOLE | 02 11 97 |
| 52-011 | REPLACEMENT OF JAWS ON PASSENGER AND CARGO DOOR LATCH ASSEMBLY | 01 14 25 |
| 53-001 | FUSELAGE - RADOME..... | 03 30 82 |
| 53-002 | INSPECTION/REPAIR FUSELAGE SKIN CRACKS | (R) 03 29 84 |
| 53-003 | INSPECTION/BEEF UP CARGO DOOR AREA BELT FRAMES..... | (R) 02 13 86 |
| 53-004 | CABIN ENTRANCE DOOR SILL BEEF UP..... | 01 18 93 |



Ontic Engineering and Manufacturing, Inc

TECHNICAL PUBLICATIONS INDEX

| NUMBER | DESCRIPTION | DATE |
|---------|---|--------------|
| 53-005 | COCKPIT FLOORBOARD FOD BARRIER INSTALLATION | (R) 06 05 96 |
| 53-006 | RADOME LIGHTNING PROTECTION | 11 07 07 |
| 53-007 | INSTALLATION OF FORM-IN-PLACE GASKETS-WING-TO-BODY FAIRINGS | 09 03 10 |
| 53-008 | ACCESS PANEL INSTALLATION | (R) 04 14 16 |
| 53-009 | INSPECTION, EXTENDED INSPECTION, AND REPAIR OF FUSELAGE FORWARD CORNER OF MAIN CABIN DOOR CUTOUT | 11 15 13 |
| 53-010 | INSPECTION AND/OR REPLACEMENT OF THE LEFT HAND AND RIGHT HAND FORWARD AND AFT WING-T0-BODY ATTACH FITTINGS | (R) 05 13 13 |
| 53-011 | INSPECTION OF F.S. 69.31 FORWARD PRESSURE BULKHEAD FOR CRACKS..... | (R) 11 06 13 |
| 53-012 | DOOR SURROUND STRUCTURE ALTERNATE REPAIR DOUBLER INSTALLATION | 04 03 15 |
| 53-013 | PROPELLER ICE GUARD FUSELAGE SKIN INSPECTION | 06 27 16 |
| 53-014 | FORWARD PRESSURE BULKHEAD INSPECTION FOR MISSING RIVETS AND CRACKS AROUND EXISTING RIVETS AT WL 97.12, LBL / RBL 3.0 | 07 16 20 |
| 54-001 | OIL DEFLECTOR KIT INSTALLATION | (R) 09 07 93 |
| 55-001 | STABILIZER - VERTICAL | (R) 07 26 82 |
| 55-002 | OUTBOARD ELEVATOR HINGE BEEF-UP | (R) 10 13 88 |
| 55-003 | INSPECT/REPLACE FASTENERS IN HORIZONTAL STABILIZER..... | (R) 04 09 84 |
| 55-004 | MODIFICATION OF ELEVATOR BALANCE INTERCOSTAL | 04 12 88 |
| 55-005 | VERTICAL STABILIZER BEEF-UP..... | 11 16 88 |
| 55-006 | HORIZONTAL STABILIZER FITTING FASTENERS..... | (R) 01 20 93 |
| 55-007 | HORIZONTAL STABILIZER, AFT SPAR, CENTERLINE SPLICE, BEEF-UP INSTALLATION..... | (R) 08 07 19 |
| 55-008 | VERTICAL STABILIZER ACCESS PANEL INSTALLATION | 04 20 16 |
| 55-009 | HORIZONTAL STABILIZER TRUNNION BOLT INSPECTION | 09 11 18 |
| 55-010 | HORIZONTAL STABILIZER AFT SPAR AND ELEVATOR QUADRANT CLEARANCE INSPECTION | 08 07 19 |
| 56-001 | INSPECTION AND/OR REPLACEMENT OF 26-22039 OUTER WINDOW PANE AND 27-22191 AFT CABIN OUTER PANE..... | (R) 11 26 91 |
| 56-002 | INSPECTION AND/OR REPLACEMENT OF 27-22180 OUTER WINDOW PANE | (R) 04 01 93 |
| 56-003 | INSPECTION, ACRYLIC COCKPIT OUTER WINDOW PANES..... | (R) 11 02 89 |
| 56-004 | CABIN WINDOW INNER PANE INSTALLATION..... | (R) 03 02 92 |
| 56-005 | COCKPIT SIDE WINDOW - INNER PANE INSTALLATION | (R) 07 13 95 |
| 56-006 | NOT ISSUED | |
| 56-007 | NOT ISSUED | |
| 56-008 | DUAL PANE COCKPIT SIDE WINDOW DESICCANT FILTER INSTALLATION | 04 25 97 |
| 56-009 | CABIN WINDOW DEFOG SYSTEM..... | (R) 03 08 02 |
| 56-010 | HEATED WINDSHIELD ELECTRICAL BONDING INSTRUCTIONS | (R) 01 07 09 |
| 56-011 | NOT ISSUED | |
| 56-012 | INSPECTION FOR COCKPIT HEATED WINDSHIELDS | 12 01 10 |
| 56-013 | REPLACEMENT OF KYDEX ABS PLASTIC WINDOW SHADES WITH ALUMINUM WINDOW SHADES..... | 04 06 12 |
| 56-014 | INSTALLATION OF NEW ELECTRONICALLY HEATED GLASS WINDSHIELD (27-19482-001/-002) | 09 28 12 |
| 56-015 | INSPECT COCKPIT WINDSHIELDS AND SIDE WINDOWS FOR FASTENER/NUT SECURITY | (R) 02 26 15 |
| 57-001 | INSPECTION OF WING TIP EXTENSION HARDWARE | (R) 07 23 85 |
| 57-002 | INSPECT/ADD DOUBLER AT LOWER WING SKIN | (R) 01 23 84 |
| 57-003 | NOT ISSUED | |
| 57-004 | INSPECT, MODIFY/REPAIR LOWER WING SKIN AT WING STATION (WS) 113..... | 06 22 93 |
| 57-005 | MODIFICATION/REPAIR OF UPPER WING SKIN | (R) 07 01 93 |
| 57-006 | NOT ISSUED | |
| 57-007 | INCREASED CORROSION CONTROL FOR AFT SPAR, AT LOWER FORWARD AND AFT STEEL ANGLES | 04 05 05 |
| 57-008 | WING EXTENSION TRIM TAB INSTALLATION | 08 19 09 |
| 57-009 | INSTALLATION OF FORM-IN-PLACE GASKETS-BATTERY BOX ACCESS PANELS | 09 03 10 |
| 57-010 | INSTALLATION OF FORM-IN-PLACE GASKETS-DELTA P/P TRANSDUCER ACCESS PANELS | 09 03 10 |
| 57-011 | CANCELLED | |
| 57-012 | INSPECTION OF MAIN SPAR LOWER CAP, BL 0.0 TO BL 3.0 | (R) 08 06 19 |
| 61-001 | SUPERSEDED BY SB A61-002 | 11 19 85 |
| A61-002 | INSTALLATION OF EROSION TAPE ON PROPELLER | (R) 11 19 85 |



Ontic Engineering and Manufacturing, Inc

TECHNICAL PUBLICATIONS INDEX

| NUMBER | DESCRIPTION | DATE |
|--------|---|--------------|
| 61-003 | IMPROVED PROPELLER SYNCHROPHASER CONTROL..... | (R) 10 31 89 |
| 61-004 | DOWTY-ROTOL TO MCCAULEY PROPELLER CONVERSION..... | (R) 01 27 93 |
| 61-005 | MCCAULEY TO DOWTY-ROTOL PROPELLER CONVERSION..... | (R) 08 17 89 |
| 61-006 | DOWTY EQUIPPED PROPELLER SYNCHROPHASER SYSTEM REMOVAL..... | (R) 08 17 89 |
| 61-007 | REDUCE PROPELLER START LOCK AND FEATHER ANGLE..... | 01 15 93 |
| 61-008 | INSTALLATION OF DE-ICER EROSION TAPE ON MCCAULEY PROPELLERS..... | 10 04 95 |
| 61-009 | INSTALLATION OF DE-ICER EROSION TAPE ON DOWTY ROTOL PROPELLERS..... | 10 04 95 |
| 71-001 | ENGINE MOUNT TRUSS ASSEMBLY - INTERCHANGEABILITY..... | (R) 12 31 91 |
| 71-002 | IMPROVED ENGINE COMBUSTION SYSTEM..... | (R) 10 23 84 |
| 71-003 | SUPERSEDED BY 78-001..... | 05 29 92 |
| 71-004 | ENGINE INSTALLATION IMPROVEMENTS..... | (R) 03 27 92 |
| 71-005 | ENGINE INSTALLATION MODIFICATION..... | (R) 10 02 89 |
| 71-006 | ENGINE FLEXIBLE HOSE REPLACEMENT..... | (R) 05 29 92 |
| 71-007 | INSPECT/REPLACE UPPER AFT ENGINE MOUNTS..... | 07 24 87 |
| 71-008 | INSPECTION AND MODIFICATION OF UPPER ENGINE TRUSS TO FIREWALL ATTACH FITTINGS AND UPPER ENGINE SHOCK MOUNT AT UPPER ENGINE MOUNT LUG..... | (R) 05 26 10 |
| 74-001 | AUTO IGNITION MODIFICATION..... | 07 08 86 |
| 74-002 | IGNITION/FUEL VALVE FAIL-SAFE RELAY MODIFICATION..... | (R) 12 27 95 |
| 74-003 | MODIFICATION OF NEGATIVE TORQUE SENSING (NTS) TEST SYSTEM TO PROVIDE AUTO IGNITION SYSTEM AND MATERIAL LIST SUPPLEMENT..... | (R) 08 06 03 |
| 76-001 | ENG CONTROLS-CABLES (BOOT INST/MOUNT REPL)..... | (R) 01 11 85 |
| 76-002 | INSPECT/REPLACE POWER LEVER FLIGHT IDLE DETENT ARM..... | (R) 05 09 91 |
| 76-003 | RELOCATION OF ENGINE TT2 SENSOR..... | 10 09 91 |
| 76-004 | POSITIVE SAFETY OF POWER CONTROL CABLE TO LEVER ATTACH POINT CLEVIS, AND INSPECTION FOR SECURITY OF ATTACHING HARDWARE OF POWER CONTROL CABLE TO PN 26-21505 BRACKET..... | 01 06 95 |
| 76-005 | POSITIVE SAFETY OF ATTACHING HARDWARE FOR ENGINE POWER/RPM CONTROL CABLE HOUSINGS TO PEDESTAL BRACKET PN 26-21505..... | 03 01 96 |
| 76-006 | INSPECT POWER LEVERS IN PEDESTAL FOR CRACKING AND/OR EXCESSIVE WEAR..... | (R) 11 01 18 |
| 76-007 | REPLACE/REWORK PROPELLER PITCH CONTROL (PPC) ASSEMBLIES PER HONEYWELL SERVICE BULLETIN TPE331-72-2190..... | 03 17 15 |
| 76-008 | REPLACEMENT ENGINE CONTROL CABLES (FLEXIBLE SLIDING ELEMENT)..... | 04 26 19 |
| 77-001 | RELOCATE E.G.T. COMPENSATOR..... | (R) 09 30 91 |
| 77-002 | SINGLE RED LINE CONTROLLER..... | 03 19 93 |
| 77-003 | SINGLE RED LINE CONTROLLER..... | 06 11 93 |
| 78-001 | IMPROVED ENGINE EXHAUST DUCT GASKET AND ASPIRATOR SEAL INSTALLATION..... | 05 29 92 |
| 78-002 | IMPROVED ENGINE EXHAUST DUCT GASKET..... | (R) 07 14 93 |
| 80-001 | TEMPERATURE LIMITER CIRCUIT..... | (R) 11 08 93 |
| 82-001 | REPLACE PN 27-67001-283 AWI TUBE..... | 12 21 83 |
| 82-002 | REPLACE PN 27-19144-007 CAWI INDICATOR..... | 10 16 85 |
| 82-003 | IMPROVED PRESSURE SWITCH FOR CAWI..... | 08 25 92 |
| 82-004 | INSTALLATION OF NEW CAWI PUMPS - PN 27-67033-045..... | 08 06 97 |



Ontic Engineering and Manufacturing, Inc

TECHNICAL PUBLICATIONS INDEX

SA227 SERIES SERVICE LETTERS

REISSUE 03 07 16

[SERVICE INFORMATION INCLUDES: BULLETINS, LETTERS, AND NOTES -

PNs: PAPER 27-10054-089 / ELECTRONIC 27-10054-090]

| NUMBER | DESCRIPTION | DATE |
|--------|--|--------------|
| 001 | A.B.S. 5007396 BRAKES | 03 15 91 |
| 002 | INSPECTION OF GEARCASE TO ENGINE MOUNT BOLTS | 09 09 91 |
| 003 | GEARCASE OIL DRAIN FITTING | 11 19 91 |
| 004 | DE-ICER BOOT MOISTURE REMOVAL | 02 14 92 |
| 005 | ADD DRAIN HOLES TO VERTICAL STABILIZER..... | 10 28 92 |
| 006 | ADD LUMBAR SUPPORT TO 27-19308 CABIN SEAT WITH THE COMPLIANCE OF PTC SERVICE BULLETIN 25-1230 | 10 23 92 |
| 007 | REVERSE CURRENT | 02 22 93 |
| 008 | ARM REST RELEASE BUTTON | 01 15 93 |
| 009 | PRESERVATION OF FAIL-SAFE FEATURE IN MAIN LANDING GEAR DOOR EXTENSION/RETRACTION SYSTEM | 05 11 93 |
| 010 | GENERATOR CONTROL UNIT INTERCHANGEABILITY | (R) 02 09 99 |
| 011 | DL5040M5, DL5040M6 AND DL5040M8 PITCH TRIM ACTUATOR FREEPLAY MEASUREMENT..... | (R) 08 03 99 |
| 012 | BENDIX/KING WEATHER INTER-CHANGEABILITY | 04 13 93 |
| 013 | CARGO DOOR GAS SPRING ATTACH POINT (FUSELAGE FRAME)..... | 05 12 93 |
| 014 | MAIN LANDING GEAR STRIKER PLATE REMOVAL AND NOSE LANDING GEAR UPLOCK ROLLER/STRIKER EXTENSION REMOVAL | (R) 06 24 96 |
| 015 | ADDED BELLY SKIN DRAIN HOLES..... | 06 25 93 |
| 016 | 27-62085-043 BRACKET..... | 09 07 93 |
| 017 | ENLARGE WING AFT BELLY SKIN ACCESS DOOR DRAIN HOLES..... | 08 18 93 |
| 018 | ALTERNATE MEANS OF COMPLIANCE WITH AD 93-15-02 | 08 12 93 |
| 019 | POLYURETHANE HOSES, 5/8 INCH INSIDE DIAMETER | 09 27 93 |
| 020 | REPLACEMENT OF J416-8SS-5 OR MS24593-8 BLEED AIR CHECK VALVE | 10 26 93 |
| 021 | REPLACEMENT OF FEEDBACK BLOCKING DIODE, LH/RH IGNITION MODE RELAY..... | 10 14 93 |
| 022 | FIRE LOGIC MODULE CONNECTOR REVERSAL PROTECTION..... | (R) 01 09 95 |
| 023 | RETURN PORT, NOSE WHEEL STEERING ACTUATOR | 11 22 93 |
| 024 | REPLACEMENT OF ENGINE OIL INSPECTION DOOR CAMLOCK STUDS | 01 27 94 |
| 025 | ABSC 5007397-1 WHEEL INSTALLATION | 08 23 94 |
| 026 | NOT ISSUED | |
| 027 | NOT ISSUED | |
| 028 | STARTER/GENERATOR BEARING REPLACEMENT | 12 23 94 |
| 029 | FAR 121.310(g) EXTERIOR EXIT MARKINGS | 01 29 97 |
| 030 | FAR 121.310(h) EXTERIOR ESCAPE ROUTE | 02 21 97 |
| 031 | BARBER COLMAN PITCH TRIM ACTUATOR - PERFORM ADJUSTMENT - MECHANICAL/ ELECTRICAL STOPS FUNCTIONAL CHECK AND NO-BACK FUNCTIONAL CHECK | (R) 02 01 99 |
| 032 | PILOT SEAT BACK POCKET INTERFERES WITH JUNCTION BOX | 04 02 98 |
| 033 | BARBER COLMAN PITCH TRIM ACTUATOR - AIRSPEED LIMITATION | 09 02 98 |
| 034 | INSPECTION OF PITCH TRIM ACTUATOR FOR CORRECT INSTALLATION AND FREEDOM OF OPERATION..... | 09 09 98 |
| 035 | INSPECTION/REPLACEMENT OF (31 PSI) PNEUMATIC PRESSURE REGULATOR FOR INCORRECT INLET/OUTLET PORT ORIENTATION | 11 24 98 |
| 036 | LIFE PRESERVER WITH LOCATOR LIGHT FOR FAR, PART 121.2 AND 121.340 REQUIREMENT..... | 12 04 98 |
| 037 | OVERHAUL TIME LIMIT FOR PN 27-81009 HYDRAULIC POWER PACK | (R) 11 03 99 |
| 038 | BF GOODRICH PN 74-451-AC EROSION REPAIR KIT, FOR WING AND TAIL DE-ICE BOOTS | 08 25 99 |
| 039 | INSPECTION/REPLACEMENT/PROTECTION OF FUEL BOOST PUMP WIRE HARNESS FOR CHAFFING CONDITION, FAA APPROVED..... | (R) 09 25 00 |
| 040 | NOT ISSUED | |
| 041 | INSPECTION OF PRIMARY FLIGHT CONTROL CABLE TERMINALS FOR CRACKS/PITTING CORROSION..... | 05 29 01 |



Ontic Engineering and Manufacturing, Inc

TECHNICAL PUBLICATIONS INDEX

| NUMBER | DESCRIPTION | DATE |
|--------|---|--------------|
| 042 | INSPECT PN 27-81069-011 BLANKET ASSEMBLY FOR PRESENCE OF FLAMMABLE FLUID AT EACH PRE-FLIGHT | 07 03 02 |
| 043 | INSPECT CABIN AND CARGO DOOR, FORE AND AFT, CLICK-CLACK BUSHING RECEPTACLE, PN 27-20063-007 (AIRFRAME SIDE), FOR CRACKS | (R) 04 04 16 |
| 044 | INSPECTION OF MAIN LANDING GEAR (MLG) TRUNNION BUSHING, PN 27-51009, ATTACHING HARDWARE FOR LOOSENESS | 03 27 03 |
| 045 | INSPECT FOR POSSIBLE CRACKS IN LH/RH FUSELAGE STATION (F.S.) 272 AND 276 FOR FORWARD SPAR, F.S. 308 AND 311 FOR AFT SPAR ON AT/TC MODEL AIRPLANES OR F.S. 169 AND 173 FOR MAIN SPAR, F.S. 205 AND 208 FOR AFT SPAR ON TT/TT300 MODEL AIRPLANES, LOWER BELT FRAMES AND NESTED CHANNELS AT LH/RH STRINGER 10A FEEDTHROUGH | 06 10 03 |
| 046 | INSPECT FOR CRACKS AND/OR BULGES OF LEFT HAND/RIGHT HAND, INBOARD/OUTBOARD, KEELSON WEB SKIN AT NACELLE STATION (N.S.) 141.69..... | 06 10 03 |
| 047 | INSPECTION OF AFT SPAR, AT LOWER AFT STEEL ANGLE FOR CORROSION | (R) 09 01 05 |
| 048 | ONE TIME INSPECTION OF UPPER, PITCH TRIM ACTUATOR (PTA) ATTACH FITTING HARDWARE AND BUSHINGS FOR CORRECT INSTALLATION AND SUBSEQUENT INSPECTION FOR CRACKS | (R) 02 10 20 |
| 049 | RELIEF FOR RECENT CHANGE OF SA227 MM, CHAPTER 5, HYDROSTATIC TEST INTERVAL (HTI), FOR PN 30301100 AND 30300020 FIRE EXTINGUISHER BOTTLES | 04 16 04 |
| 050 | SPECIAL INSPECTION OF FUSELAGE DRAINS AND INSTALLATION OF ADDITIONAL FUSELAGE DRAINS IN ACCORDANCE WITH M7 ENGINEERING DRAWING 27K22001 | (R) 01 26 05 |
| 051 | USE OF THE NAME FAIRCHILD OR M7 AEROSPACE LP | 02 20 07 |
| 052 | INSPECTION/REPLACEMENT OF FLIGHT CONTROL CABLE PULLEY GUARD PIN | (R) 01 30 14 |
| 053 | INSPECTION OF UPPER AND LOWER ENGINE MOUNT ATTACH FITTING BOLTS FOR CORRECT TORQUE..... | 11 14 08 |
| 054 | NOT ISSUED | |
| 055 | COCKPIT HEATED WINDSHIELD (PN 26-21126 AND 27-19442) DAMAGE REPORT | (R) 08 31 12 |
| 056 | CANCELLED..... | 08 23 13 |
| 057 | APPH SOLENOID VALVES AND HYDRAULIC POWER PACKS ALERT | 08 03 12 |
| 058 | DEFECTIVE STANDARD HARDWARE - MS21042 SELF-LOCKING NUTS..... | 08 03 12 |
| 059 | NOT ISSUED | |
| 060 | INSPECT AILERON SPAR WEB AT HINGES FOR CRACKING | (R) 09 19 14 |
| 061 | INSPECT AND REPLACE 27-51000-031 LANDING GEAR ACTUATOR BOLTS | 08 13 13 |
| 062 | INSPECT HONEYWELL PN 894568-1/-2 FUEL LINE FOR DAMAGE | (R) 12 12 13 |
| 063 | INSPECTION/REPLACEMENT OF 27-51042-177/-179 SHEAR BOLT INSTALLED ON THE MAIN LANDING GEAR LINKAGE..... | (R) 03 07 14 |
| 064 | RECOMMEND REPLACE/REWORK PROPELLER PITCH CONTROL (PPC) ASSEMBLIES PER HONEYWELL SERVICE BULLETIN TPE331-72-2190 | 02 11 14 |
| 065 | INSPECT HONEYWELL PN 894382-2/-5 ANTI-ICE TUBE FOR CRACKING AND DAMAGE | 09 19 14 |
| 066 | INSPECT/REPLACE 27-52000-141 NOSE LANDING GEAR ACTUATOR BELLCRANK PINS | 08 31 15 |
| 067 | INSPECTION OF ENGINE CONTROL CABLE SUPPORT BRACKET IN PEDESTAL..... | 08 24 15 |
| 068 | CABIN ALTITUDE WARNING SYSTEM OPERATIONAL TEST | (R) 11 07 18 |
| 069 | AILERON/ELEVATOR MASS BALANCE CHANGE | 11 21 16 |
| 070 | ROUTING MODIFICATIONS AFFECTING CONTROL CABLE LIFE | 02 14 18 |
| 071 | AIRPLANE TOWING PLACARDS | 02 12 18 |
| 072 | WINDSHIELD POST/LOWER SILL CORROSION | 08 14 18 |
| 073 | UNAPPROVED BCP4W10/BCP5W11 BEARING VENDOR PART | 08 06 19 |
| 074 | ALTERNATE POLYURETHANE ANTENNA GASKET | 03 20 19 |
| 075 | NOT RELEASED | |
| 076 | ELEVATOR QUADRANT ASSEMBLY..... | 03 08 23 |
| 077 | CHANGE OF NAME OF DESIGN APPROVAL HOLDER..... | 10 27 23 |
| 078 | MAIN LANDING GEAR PLACARD RELOCATION..... | 07 31 24 |
| 079 | POTENTIAL 5G INTERFERENCE OF RADIO ALTIMETERS ON AIRPLANES..... | 07 07 25 |



Ontic Engineering and Manufacturing, Inc

TECHNICAL PUBLICATIONS INDEX

SA227 SERIES SERVICE NOTES

REISSUE 03 07 16

[SERVICE INFORMATION INCLUDES: BULLETINS, LETTERS, AND NOTES -

PNs: PAPER 27-10054-089 / ELECTRONIC 27-10054-090]

| NUMBER | DESCRIPTION | DATE |
|--------|--|--------------|
| 001 | REPLACED BY TECHNICAL PUBLICATIONS INDEX | |
| 002 | FUEL FLOW TRANSMITTER | 06 12 81 |
| 003 | AMPLIFIED LANDING GEAR EXTENSION PROCEDURES..... | (R) 10 22 81 |
| 004 | CANCELLED..... | 02 26 97 |
| 005 | FAR 135 OPERATION OF EXECUTIVE MODELS..... | (R) 06 03 83 |
| 006 | BATTERY AND STARTER/GENERATOR GROUND BONDING..... | (R) 08 16 99 |
| 007 | RESCINDED | |
| 008 | NOSE WHEEL STEERING OPERATION..... | 01 20 82 |
| 009 | DETERMINATION OF MAXIMUM TAKEOFF WEIGHT..... | 03 15 82 |
| 010 | PROPELLER TAPE EFFECTIVENESS | 02 18 82 |
| 011 | FLIGHT IDLE POWER CHECK | 08 18 82 |
| 012 | SAFT BATTERY AVAILABILITY | (R) 07 16 82 |
| 013 | NOSE WHEEL SHIMMY | 06 30 82 |
| 014 | FIRE EXTINGUISHER BOTTLE INSPECTION | 07 02 82 |
| 015 | NOT ISSUED | |
| 016 | TPE331 ENGINE WASH PROCEDURES | 06 03 83 |
| 017 | PITCH TRIM WARNING HORNS | 11 05 82 |
| 018 | MIXING OF DOWTY AND GOODRICH PROP DEICE BOOTS | 02 01 83 |
| 019 | REQUEST FOR INFORMATION | 02 01 83 |
| 020 | OXYGEN REQUIREMENTS, FAR 135 OPERATIONS | (R) 07 01 |
| 021 | EMERGENCY ENTRANCE TO CABIN (SA227-TT)..... | 09 06 83 |
| 022 | CIRCUIT BREAKER MOISTURE PROTECTION..... | (R) 03 29 84 |
| 023 | RESCINDED..... | 07 26 93 |
| 024 | NOT ISSUED | |
| 025 | ELECTRICAL PARTS SUBSTITUTION | 04 16 84 |
| 026 | PITCH TRIM ACTUATOR | 12 09 83 |
| 027 | LANDING GEAR STRUT HEIGHT | 12 20 83 |
| 028 | NOT ISSUED | |
| 029 | PROP DEICE SYSTEM MAINTENANCE PROCEDURES..... | 11 18 83 |
| 030 | METALLIC TUBING AND LINE SUPPORT..... | 01 16 84 |
| 031 | NOT ISSUED | |
| 032 | TACHOMETER GENERATOR ALTERNATE PART NUMBER | 11 08 85 |
| 033 | IMPROVED SRL INTERFACE ASSEMBLY | 03 27 84 |
| 034 | COCKPIT HYD FLD CONT SHROUD ASSY & INSUL BLANKETS | 05 16 84 |
| 035 | M.L.G. TIRE TEMPLATE..... | (R) 09 12 90 |
| 036 | EQUIV METHOD OF INSPECTION OF FLAMMABLE FLUID BAG..... | 05 03 84 |
| 037 | ENGINE MOUNT BOLT CHECK..... | 07 20 84 |
| 038 | AIRCRAFT WEIGHT AND BALANCE CONTROL | (R) 07 11 89 |
| 039 | STALL AVOIDANCE SYSTEM (SAS) | 08 06 84 |
| 040 | ENG CONTROL CABLE I D & INTERCHANGEABILITY..... | 08 14 84 |
| 041 | LANDING GEAR SERVICE AND LUBRICATION | 09 05 84 |
| 042 | NOT ISSUED | |
| 043 | AIRCRAFT DEICING PROCEDURE | 11 07 84 |
| 044 | INSPECTION OF 893-16162 OXYGEN MASK MOUNTED REG | 01 24 85 |
| 045 | IMPROVED RADOME EROSION CAP | (R) 08 20 85 |
| 046 | JACK PAD/TIE DOWN RING ASSEMBLY | 02 28 85 |
| 047 | STRUCTURAL BULKHEAD AISLE INSERT ASSEMBLY..... | 02 06 85 |
| 048 | SAS SERVO MOUNT BOLT ACCESS..... | 02 28 85 |
| 049 | PRE-CALCULATED DATA TABLES / REDUCED POWER TAKEOFF | 03 03 85 |
| 050 | PASSENGER & CARGO DOOR LATCH CHECK | 02 28 85 |
| 051 | FUEL LEAK CLICK-PATCH REPAIR | (R) 05 11 12 |
| 052 | INSPECT SCEET HOSES IN SIDE CONSOLES | 07 02 85 |
| 053 | IMPROVED AILERON TRIM TAB ACTUATOR..... | 10 02 85 |
| 054 | RESCINDED | 12 31 85 |
| 055 | WIRE IDENTIFICATION | (R) 10 04 88 |
| 056 | ALT FITTINGS FOR SB 227-35-003 AND 227-35-004 | 12 31 85 |

TECHNICAL PUBLICATIONS INDEX

| NUMBER | DESCRIPTION | DATE |
|--------|---|--------------|
| 057 | CABIN DOOR CABLE IMPROVEMENTS & ALT PART NUMBER | 02 28 86 |
| 058 | WING DEICER BOOT ALTERNATE-MATERIAL | 04 02 86 |
| 059 | IMPROVED FIRE EXTINGUISHER LOGIC MODULE | 08 26 86 |
| 060 | MAIN LANDING GEAR TRUNNION BUSHING REPL PN | (R) 09 10 86 |
| 061 | CABIN DOOR SKIN THICKNESS | 03 24 87 |
| 062 | ORIFICE PLATE REMOVAL | 01 10 89 |
| 063 | IMPROVED SERVICE LIFE-OIL INLET HEATER SYSTEM..... | 03 15 88 |
| 064 | NOT ISSUED | |
| 065 | FORWARD WING SPAR ACCESS PANEL HARDWARE INSPECTION..... | 10 05 88 |
| 066 | CONTROL COLUMN HARDWARE INSPECTION | 03 28 89 |
| 067 | UNPRESSURIZED FLIGHT PROCEDURES | 04 03 89 |
| 068 | REWORK OF 27-35036 BRACKET..... | 07 27 89 |
| 069 | INSPECT ENGINE EXHAUST DUCT ASSEMBLY | 09 12 89 |
| 070 | NOT ISSUED | |
| 071 | TPE331-11U MAXIMUM POWER FLIGHT CHECK | 01 17 90 |
| 072 | FUEL QUANTITY SYSTEM WIRING..... | 08 15 90 |
| 073 | FUEL SHUTOFF BELLCRANK..... | 11 16 90 |
| 074 | RUDDER TRIM TAB ASSEMBLY | 11 08 90 |
| 075 | PAINTED WINGS | (R) 05 13 08 |
| 076 | FLIGHT CONTROL CABLE MATERIAL..... | 10 18 91 |
| 077 | DECAL INSTALLATION - CABIN SEAT ARMRESTS | 03 20 92 |
| 078 | EXHAUST TRACK RIVET REPLACEMENT..... | 03 18 92 |
| 079 | SUPPRESSION DIODE TO NWS RELIEF VALVE WIRE HARNESS | 01 13 93 |
| 080 | EXTREME COLD WEATHER GREASE FOR AILERON/RUDDER TRIM ACTUATORS | 01 25 93 |
| 081 | ACOUSTIC WINDOW PANE REMOVAL..... | 01 25 93 |
| 082 | EROSION PREVENTIVE FOR AERODYNAMIC FEATURES, AND ABRASION PROTECTION AT CERTAIN CHAFING POINTS | (R) 12 19 97 |
| 083 | SOLID STATE FLIGHT DATA RECORDER | 09 23 93 |
| 084 | FUEL FLOW TRANSMITTER WIRING..... | 02 25 94 |
| 085 | LANDING GEAR POSITION AND WARNING SWITCHES | 02 25 94 |
| 086 | BATTERY BOX HYDRAULIC LINE CLEAR TUBING (PN 3028) REMOVAL | 07 05 94 |
| 087 | CHAFING, RUDDER CONTROL RODS..... | 10 31 94 |
| 088 | POSSIBLE INFLATION DEVICE FAILURE ON SAFRAN LIFERAFTS | 10 27 23 |
| 089 | SAFETY RECALL OF SKYBLAZER II RED XLT AERIAL SIGNALS MADE BY ORION SAFETY PRODUCTS | (R) 01 26 26 |



Ontic Engineering and Manufacturing, Inc

TECHNICAL PUBLICATIONS INDEX

SA227 COMMUTER CATEGORY (CC/DC)

SA227-CC/DC CONFIGURATION DEVIATION LIST

DATED 10 17 94

[INCLUDED WITH APPLICABLE PAPER AFM / INCLUDED ON ELECTRONIC PN 27-10054-224]

REV. NO. DESCRIPTION DATE

SA227-CC FLIGHT MANUAL 16,500 LB (6CC)

DATED 12 11 92

[PNs: PAPER 27-10054-117 / ELECTRONIC 27-10054-224; INCLUDES ALL CC/DC AFMs]

Table with 3 columns: REV. NO., DESCRIPTION, DATE. Contains 18 rows of revision details for the flight manual.

SA227-CC FLIGHT MANUAL 16,500 LB SECTION 5

DATED 12 11 92

Table with 3 columns: REV. NO., DESCRIPTION, DATE. Contains 5 rows of revision details for Section 5.

SA227-CC FLIGHT MANUAL 16,500 LB SECTION 6

DATED 12 11 92

Table with 3 columns: REV. NO., DESCRIPTION, DATE. Contains 6 rows of revision details for Section 6.

TECHNICAL PUBLICATIONS INDEX

| <u>REV. NO.</u> | <u>DESCRIPTION</u> | <u>DATE</u> |
|-----------------|---|-------------|
| 07 | REVISED DATA | 12 02 97 |
| 08 | REVISED DATA | 11 20 96 |
| 09 | REVISED DATA | 06 03 99 |
| 10 | ADDED UNCOMMANDED ENGINE ACCELERATION | 04 28 00 |
| 11 | ADDED ALTERNATE RUDDER GUST LOCK | 11 06 03 |

SA227-CC FLIGHT MANUAL 16,500 LB SUPPLEMENTS

| <u>SUP/REV</u> | <u>DESCRIPTION</u> | <u>DATE</u> |
|----------------|--|--------------|
| SUP 01 | TAKEOFF WITH SRL OFF/INOPERATIVE | 12 11 92 |
| REV 01 | CHANGED PROCEDURES IN BEFORE STARTING ENGINES TO INCLUDE USE OF TAKEOFF POWER CHECK CHART AND CHANGED NOTE UNDER POWER LEVERS IN TAKEOFF-DRY | 05 24 93 |
| SUP 02 | OPERATION IN CANADA (CANADIAN REGISTRATION ONLY) | 06 01 93 |
| REV 01 | ADDED PASSENGER BRIEFING TO NORMAL PROCEDURES SECTION | 09 03 93 |
| REV 02 | REVISED AND DELETED DATA | 05 07 97 |
| SUP 03 | AIRCRAFT BRAKING SYSTEMS (ABS) ANTI-SKID/POWER BRAKE SYSTEM (IF INSTALLED IAW FAIRCHILD AIRCRAFT DRAWING NUMBER 27-85211) | 06 27 94 |
| SUP 04 | MINIMUM CAWI FLUID QUANTITY FOR SINGLE ENGINE TAKEOFF WITH CONTINUOUS ALCOHOL WATER INJECTION | 05 15 95 |
| REV 01 | DELETED NOTE 12 REGARDING WHITE RADIAL LINES FROM FIGURE 3 ON PAGE 8 | 08 10 20 |
| SUP 05 | REDUCED VISCOSITY HYDRAULIC FLUID | 11 23 94 |
| UN | VAPOR CYCLE AIR CONDITIONING SYSTEM (IF INSTALLED IAW WITH FAIRCHILD AIRCRAFT DRAWING NUMBER 27-84300 OR 27K84300) | 07 09 92 |
| REV 01 | ADDED MAXIMUM WEIGHTS AND CORRECTED BAGGAGE COMPARTMENT LOADS | 11 05 92 |
| REV 02 | CHANGED AFT BAGGAGE COMPARTMENT LOAD | 06 14 93 |
| REV 03 | CORRECTED CIRCUIT BREAKER INFO, EDITORIAL ERROR AND ADDED EQUIPMENT LIST TO SECTION 5 | 03 29 94 |
| REV 04 | ADDED PLACARD | 04 27 94 |
| UN | ALLIEDSIGNAL AEROSPACE MK-VI GROUND PROXIMITY WARNING SYSTEM GPWS) (IF INSTALLED PER FAIRCHILD AIRCRAFT DRAWING NUMBER 27-88105) | (R) 05 07 96 |
| UN | BENDIX/KING CAS TCAS I TRAFFIC ALERT AND COLLISION AVOIDANCE SYSTEM (IF INSTALLED PER FAIRCHILD AIRCRAFT DRAWING 27-88107, SB 226-23-002, SB 227-23-004, OR SB CC7-23-002) | 04 13 94 |
| UN | IMPROVED VAPOR CYCLE AIR CONDITIONING SYSTEM | 05 04 95 |
| REV 01 | CHANGED NOTE ON PAGE 4 | 06 28 95 |
| REV 02 | ADDED PLACARD WHEN ALTITUDE SWITCH IS REMOVED AND CHANGED INFORMATION ABOUT ALTITUDE SWITCH | 07 15 96 |
| UN | BENDIX/KING CAS 66A TCAS I TRAFFIC ALERT AND COLLISION AVOIDANCE SYSTEM WITH CP 66B CONTROL PANEL | 10 29 96 |
| UN | AVIATION COMMUNICATION AND SURVEILLANCE SYSTEMS (ACSS) DUAL MODE S TRANSPONDER AND TCAS SYSTEMS AS INSTALLED PER M7 AEROSPACE SB CC7-34-008 | (R) 08 04 05 |
| UN | PITOT HEAT INDICATION IF INSTALLED PER M7 AEROSPACE DRAWING 27K14063-009 | 03 05 08 |

SA227-CC PILOT'S FLIGHT CHECKLIST (6CC)

DATED 03 05 93

[PNs: PAPER 27-10054-115 / ELECTRONIC 27-10054-224: INCLUDES ALL CC/DC AFMs]

| <u>REV. NO.</u> | <u>DESCRIPTION</u> | <u>DATE</u> |
|-----------------|--|-------------|
| 01 | REVISED SECTIONS N AND AB | 03 28 95 |
| 02 | REVISED SECTIONS i, E, AND AB | 12 02 97 |
| 03 | REVISED SECTIONS i, N, E, AND AB | 05 11 99 |
| 04 | REVISED SECTIONS i, N, AND E | 02 29 00 |
| 05 | ADDED PNEUMATIC DEICING BOOTS SYSTEM INFO TO COMPLY WITH AD 2000-06-04 | 06 02 00 |
| 06 | ADDED FUEL BALANCING TO ABNORMAL PROCEDURES | 12 07 07 |



Ontic Engineering and Manufacturing, Inc

TECHNICAL PUBLICATIONS INDEX

SA227-DC FLIGHT MANUAL 16,500 LB (6DC)

DATED 08 23 91

[PNs: PAPER 27-10054-113 / ELECTRONIC 27-10054-224; INCLUDES ALL CC/DC AFMs]

| <u>REV. NO.</u> | <u>DESCRIPTION</u> | <u>DATE</u> |
|-----------------|--|-------------|
| 01 | ADDED CAWI AND RESERVE POWER, CORRECTED FIGURE REFERENCE NUMBERS, CHANGED POWER SETTING FOR SINGLE ENGINE GO AROUND | 11 15 91 |
| 02 | ADDED WET PERFORMANCE SECTION, CHANGED FDR AND CVR PROCEDURES, MADE EDITORIAL CHANGES..... | 12 31 91 |
| 03 | ADDED MCCAULEY PROP ASSY NUMBERS, CHANGED PROP BLADE ANGLES, PROP REVERSING WARNING AND CHANGED SRL COMPUTER FAILURE SEC | 04 24 92 |
| 04 | CHANGED PROCEDURES TO PERMIT SINGLE PILOT OPERATION..... | 06 19 92 |
| 05 | REVISED RES PWR IN LIMITATIONS SECTION, CHANGED CAWI INFO, ADDED INFO ABOUT CONVERTIBLE INTERIOR, MAX. LANDING WGT LIMITATION CHART | 09 29 92 |
| 06 | CHANGED GENERATOR LOAD, SPEED FOR TAKEOFF POWER CHECK CHARTS AND REVISED SINGLE PILOT PROCEDURES..... | 07 28 92 |
| 07 | ADDED NEW ENGINE DESIGNATION FOR -10 SRL COMPUTER, NEW TIRE, NEW EGT LIMIT WITH SRL INOPERATIVE POWER TABLES AND CHANGED FIGURE REFERENCE NUMBERS | 03 18 93 |
| 08 | CHANGED NOSE WHEEL STEERING LIMITATIONS..... | 04 02 93 |
| 09 | CHANGED BATTERY OVERHEAT WARNING SYSTEM, OIL FILTER BYPASS INDICATOR, ADDED INFO ABOUT ANNUNCIATOR PANEL DIMMING, ADDED METRIC TICK MARKS ON PERFORMANCE CHARTS | 06 23 93 |
| 10 | CHANGED FIGURES 4H-3 THRU 4H-6 AND CORRECTED METRIC TICK MARKS ON FIGURE 4G-4 AND CORRECTED EDITORIAL ERROR ON PAGE 2-26..... | 08 09 93 |
| 11 | CHANGED NOSE WHEEL STEERING LIMITATIONS, MODIFIED DURING TAXI SECTION ON PAGE 2-35 ,AND CHANGED NOTE ON PAGE 3A-11..... | 09 01 93 |
| 12 | CHANGED MAXIMUM LAND WEIGHT LIMITATIONS CHARTS, REVISED TAKEOFF FLIGHT PATH DISTANCE TO 1500 FEET EXAMPLES, ADD PART J SUPPLEMENTAL TAKEOFF PERFORMANCE SECTION AND CHANGED PAGES TO REFLECT THE NEW PART J..... | 09 10 93 |
| 13 | CHANGED NOTE ABOUT USE OF GENERATORS, CHANGED INSTRUMENT MARKINGS FOR EGT, ADDED ITEM 4 TO NOSE WHEEL STEERING (S/N CC-843 AND UP OR MODIFIED IAW SB CC7-32-003) CHANGED OPS IN ICING CONDITIONS, ADDED DEFINITIONS FOR STOPWAY, CHANGED DEFINITIONS FOR CLEARWAY AND TAKE-OFF RUN, CORRECTED EDITORIAL ERRORS AND CORRECTED FIGURE 4J-1. | 03 29 94 |
| 14 | CHANGED NOSED WHEEL STEERING LIMITATIONS AND SPLIT NOTE ON PAGE 34-11..... | 08 10 94 |
| 15 | DELETED KINDS OF OPERATION, CHANGED KINDS OF OPERATION EQUIPMENT LIST, MOVED TEXT TO DIFFERENT PAGES AND DELETED 4 PAGES FROM LIMITATION SECTION..... | 08 26 94 |
| 16 | REVISED SECTIONS 0, 1, 2, 3 AND 4..... | 03 28 95 |
| 17 | REVISED SECTIONS 0 AND 4..... | 03 26 95 |
| 18 | REVISED SECTIONS 0, 1 AND 2..... | 03 04 96 |
| 19 | REVISED SECTIONS 0 AND 4..... | 07 31 95 |
| 20 | REVISED SECTIONS 0, 2, 3, AND 3A | 12 02 97 |
| 21 | REVISED AND ADDED DATA IN SECTIONS 0, 1 AND 4 | 11 12 96 |
| 22 | REVISED DATA | 05 28 97 |
| 23 | ADDED UNCOMMANDED ENGINE ACCELERATION INFO AND MANUAL GROUND START PROCEDURES TO SECTIONS 3 AND 3A | 04 28 00 |
| 24 | REVISED SECTIONS 0 AND 3..... | 06 05 98 |
| 25 | REVISED SECTIONS 0, 1, 2, 3, AND 3A | 05 11 99 |
| 26 | REVISED SECTIONS 0 AND 1..... | 08 19 99 |
| 27 | REVISED SECTIONS 0, 2, AND 3..... | 02 29 00 |
| 28 | ADDED PNEUMATIC DEICING BOOTS SYSTEM INFO TO COMPLY WITH AD 2000-06-04 | 06 02 00 |
| 29 | ADDED AURAL TAKEOFF WARNING (SN 902, 903, 904) TO SECTION 3 | 07 12 00 |
| 30 | REVISED DATA IN SECTIONS 0 AND 2..... | 10 06 00 |
| 31 | REVISED DATA IN SECTIONS 0 AND 3A..... | 10 03 01 |
| 32 | ADDED FUEL BALANCING TO SECTIONS 1 AND 3A..... | 04 05 07 |
| 33 | REVISED FUEL BALANCING IN SECTIONS 1 AND 3A..... | 12 07 07 |
| 34 | REVISED SECTIONS 0 AND 3..... | 12 09 14 |
| 35 | REVISED SECTION III ANNUNCIATOR PANEL LIGHT REFERENCES AND L/R LOW OIL PRESSURE WARNING LIGHT ON PROCEDURE..... | 07 27 20 |

TECHNICAL PUBLICATIONS INDEX

SA227-DC FLIGHT MANUAL 16,500 LB SECTION 5

DATED 08 23 91

| <u>REV. NO.</u> | <u>DESCRIPTION</u> | <u>DATE</u> |
|-----------------|---|-------------|
| 01 | CORRECTED AWI INFORMATION | 11 15 91 |
| 02 | CHANGED WEIGHT AND F.S. OF DRAINABLE BUT UNUSABLE FUEL AND CHANGED FIGURE 5-2 | 12 31 91 |
| 03 | ADDED AVIONICS EQUIPMENT TO THE EQUIPMENT LIST AND CORRECTED EDITORIAL ERRORS | 04 24 92 |
| 04 | NEW ENGINE DESIGNATION FOR -10 SRL, NEW TIRE | 03 18 93 |
| 05 | CORRECTED WEIGHT AND BALANCE CALCULATION EXAMPLE, CAWI FLUID MOMENT TABLE AND EDITORIAL ERRORS | 06 23 93 |
| 06 | ADDED ABS NOSE WHEEL TO EQUIPMENT LIST | 11 17 93 |
| 07 | REVISED DATA | 07 18 95 |
| 08 | REVISED DATA | 07 19 95 |
| 09 | REVISED DATA | 10 29 97 |
| 10 | ADDED AND REVISED DATA | 05 26 00 |
| 11 | DELETED AND CORRECTED DATA | 08 28 00 |

SA227-DC FLIGHT MANUAL 16,500 LB SECTION 6

DATED 12 31 91

| <u>REV. NO.</u> | <u>DESCRIPTION</u> | <u>DATE</u> |
|-----------------|---|-------------|
| 01 | CHANGED SPECIFIC RANGE, CHARTS FOR FUEL FLOW, SPECIFIC RANGE AND CRUISE SPEEDS | 04 24 92 |
| 02 | ADDED BRAKE AND PARKING BRAKE INFORMATION AND STANDBY INSTRUMENT POWER SYSTEM | 06 19 92 |
| 03 | NEW ENGINE DESIGNATION FOR -10 SRL, NEW TIRE | 03 18 93 |
| 04 | CORRECTED FUEL SYSTEM DRAWINGS, JET TRANSFER PUMP SYSTEM INFO, VARIABLE AUTHORITY NOSE WHEEL STEERING TEST, ETC. | 06 23 93 |
| 05 | CHANGED INFO ABOUT NWS FAIL LIGHT AND NORMAL STEERING PROCEDURES FOR VARIABLE AUTHORITY NOSE WHEEL STEERING AND TILLER NWS | 09 01 93 |
| 06 | CHANGED INFORMATION ABOUT NWS FAIL LIGHT FOR TILLER NOSE WHEEL STEERING AND CHANGED NOTE FOR OPERATIONS WITH STANDING WATER, SLUSH, OR WET SNOW ON THE RUNWAY AND CORRECTED EDITORIAL ERROR | 03 29 94 |
| 07 | REVISED DC POWER DISTRIBUTION SYSTEM | 03 28 95 |
| 08 | ADDED TABLES AND PAGES | 05 02 95 |
| 09 | REVISED DATA | 03 04 96 |
| 10 | REVISED DATA | 12 02 97 |
| 11 | REVISED DATA | 11 12 96 |
| 12 | REVISED DATA | 12 02 97 |
| 13 | ADDED UNCOMMANDED ENGINE ACCELERATION | 04 28 00 |
| 14 | REVISED DATA | 05 11 99 |
| 15 | ADDED AURAL TAKEOFF WARNING (SN 902, 903, 904) | 07 12 00 |

SA227-DC FLIGHT MANUAL 16,500 LB SUPPLEMENTS

| <u>SUP/REV</u> | <u>DESCRIPTION</u> | <u>DATE</u> |
|----------------|--|--------------|
| 16 | ADDED EMERGENCY LOCATOR TRANSMITTER, ARTEX 110-406 | 08 28 00 |
| 17 | ADDED UTILIZATION OF REDUNDANT NAV RECEIVERS AND DISPLAYS (EHSI-74) | 10 19 00 |
| 18 | REVISED EFFECTIVE PAGES | 10 03 01 |
| 19 | ADDED ALTERNATE RUDDER GUST LOCK | 11 06 03 |
| SUP 01 | TAKEOFF WITH SRL OFF/INOPERATIVE (APPLIES TO AIRCRAFT WITH -7/-8 SRL COMPUTERS) | 06 19 92 |
| REV 01 | APPLIES TO AIRCRAFT WITH -10 SRL COMPUTERS | (R) 05 24 93 |
| SUP 02 | C-26B CONFIGURATION (C-26B AIRCRAFT ONLY) | 12 06 91 |
| REV 01 | CORRECTED EDITORIAL ERROR AND DELETED PARAGRAPH UNDER BUS TRANSFER SECTION | 04 24 92 |
| REV 02 | ADDED CARGO NET PART NUMBER | 07 28 92 |
| REV 03 | REVISED PAGES 2, 3, 5 THRU 7, 10 AND 47 THRU 50 | 01 26 96 |
| REV 04 | ADDED, REVISED, AND REFORMATTED DATA ON PAGES 3, 5, AND 46 THRU 50 | 02 04 97 |



Ontic Engineering and Manufacturing, Inc

TECHNICAL PUBLICATIONS INDEX

| <u>SUP/REV</u> | <u>DESCRIPTION</u> | <u>DATE</u> |
|----------------|---|--------------|
| REV 05 | ADDED GNS-XLS (IF INSTALLED) TO KNS 660 HEADING REFERENCE SELECT SWITCH..... | 04 17 00 |
| SUP 03 | C-26 SURVEILLANCE CONFIGURATION (C-26B AIRCRAFT ONLY) | 06 16 94 |
| REV 01 | TO MAKE COMPATIBLE WITH BOTH PODS | 03 29 95 |
| REV 02 | REVISED PAGES 3 AND 8 | 01 12 96 |
| SUP 04 | AIRCRAFT BRAKING SYSTEMS (ABS) ANTI-SKID/POWER BRAKE SYSTEM (IF INSTALLED IAW FAIRCHILD AIRCRAFT DRAWING NUMBER 27-85211) | 07 22 94 |
| REV 01 | REVISED PAGES 2 AND 22 | 04 13 95 |
| REV 02 | REVISED PAGES 2 THRU 5, 7 AND 27 | 11 27 95 |
| SUP 05 | MINIMUM CAWI FLUID QUANTITY FOR SINGLE ENGINE TAKEOFF WITH CONTINUOUS ALCOHOL WATER INJECTION | 05 15 95 |
| REV 01 | DELETED NOTE 12 REGARDING WHITE RADIAL LINES FROM FIGURE 3 ON PAGE 7..... | 08 10 20 |
| SUP 06 | TRIM-IN -MOTION TONE GENERATOR AND OVERSPEED WARNING SYSTEM (IF INSTALLED PER ECP 705 OR KIT DRAWING 27K82818)..... | 06 06 96 |
| REV 01 | REVISED PAGES 2, 3, AND 4 | 11 26 99 |
| SUP 07 | ALTERNATE STATIC SYSTEM WITH COLLINS EFIS-84 (IF INSTALLED IAW FAIRCHILD AIRCRAFT DRAWING NUMBER 27-88759 REV A)..... | 03 26 96 |
| SUP 08 | PITOT HEAT WARNING SYSTEM | 10 04 96 |
| REV 01 | ADDED FAIRCHILD AIRCRAFT DRAWING 27K14063 FOR INSTALLATION OF PITOT HEAT WARNING SYSTEM | 07 06 01 |
| SUP 09 | OPERATION IN CANADA..... | 06 17 97 |
| SUP 10 | LOW FUEL PRESSURE WARNING ANNUNCIATION | 05 28 97 |
| SUP 11 | RESERVED | |
| SUP 12 | GNS-XLS FLIGHT MANAGEMENT SYSTEM WITH FAULT DETECTION AND EXCLUSION CAPABILITY (C-26B AIRCRAFT ONLY) | 07 15 99 |
| UN | VAPOR CYCLE AIR CONDITIONING SYSTEM (IF INSTALLED IAW FAIRCHILD AIRCRAFT DRAWING NUMBER 27-84300 OR 27K84300)..... | 07 09 92 |
| REV 01 | ADDED MAXIMUM WEIGHTS AND CORRECTED BAGGAGE COMPARTMENT LOADS | 11 05 92 |
| REV 02 | CHANGED AFT BAGGAGE COMPARTMENT LOAD | 06 14 93 |
| REV 03 | CORRECTED CIRCUIT BREAKER INFO, EDITORIAL ERROR AND ADDED EQUIPMENT LIST TO SECTION 5 | 03 29 94 |
| REV 04 | ADDED PLACARD..... | 04 27 94 |
| UN | ALLIEDSIGNAL AEROSPACE MK-VI GROUND PROXIMITY WARNING SYSTEM (GPWS) (IF INSTALLED PER FAIRCHILD AIRCRAFT DRAWING NUMBER 27-88105)..... (R) | 05 07 96 |
| UN | BENDIX/KING CAS TCAS I TRAFFIC ALERT AND COLLISION AVOIDANCE SYSTEM (IF INSTALLED PER FAIRCHILD AIRCRAFT DRAWING 27-88107, SB 226-23-002, SB 227-23-004, OR SB CC7-23-002)..... | 04 13 94 |
| UN | IMPROVED VAPOR CYCLE AIR CONDITIONING SYSTEM | 05 04 95 |
| REV 01 | CHANGED NOTE ON PAGE 4 | 06 28 95 |
| REV 02 | ADDED PLACARD WHEN ALTITUDE SWITCH IS REMOVED AND CHANGED INFORMATION ABOUT ALTITUDE SWITCH..... | 07 15 96 |
| UN | AILERON-RUDDER INTERCONNECT INSTALLATION | 07 25 96 |
| UN | BENDIX/KING CAS 66A TCAS I TRAFFIC ALERT AND COLLISION AVOIDANCE SYSTEM WITH CP 66B CONTROL PANEL | 10 29 96 |
| UN | TWELVE PLACE CLUB CONFIGURATION | 03 08 02 |
| UN | AVIATION COMMUNICATION AND SURVEILLANCE SYSTEMS (ACSS) DUAL MODE S TRANSPONDER AND TCAS SYSTEMS AS INSTALLED PER M7 AEROSPACE SB CC7-34-008 | (R) 08 04 05 |
| UN | PITOT HEAT INDICATION IF INSTALLED PER M7 AEROSPACE DRAWING 27K14063-009 | 03 05 08 |

SA227-DC PILOT'S FLIGHT CHECKLIST (6DC)

DATED 07 28 92

[PNs: PAPER 27-10054-111 / ELECTRONIC 27-10054-224; INCLUDES ALL CC/DC AFMs]

| <u>REV. NO.</u> | <u>DESCRIPTION</u> | <u>DATE</u> |
|-----------------|--|-------------|
| 01 | CHANGED SINGLE ENGINE BEFORE LANDING AND SINGLE ENGINE GO-AROUND PROCEDURES | 09 29 92 |
| 02 | DELETED ENG DESIGNATION AND ADDED 6DC-CL BOTTOM OF PGS..... | 03 03 93 |
| 03 | CHANGED CHECK LIST TO REFLECT REV. 9 TO AFM AND ADDED 6DC-CL TO BOTTOM OF EACH PAGE | 06 23 93 |

TECHNICAL PUBLICATIONS INDEX

| <u>SUP/REV</u> | <u>DESCRIPTION</u> | <u>DATE</u> |
|----------------|--|-------------|
| 04 | REVISED SECTIONS N AND AB | 03 28 96 |
| 05 | REVISED SECTIONS i, N, E, AND AB | 12 02 97 |
| 06 | REVISED SECTIONS i, N, E, AND AB | 05 11 99 |
| 07 | ADDED AURAL OUT-OF-TRIM WARNING INFO TO SECTIONS N AND E | 04 28 00 |
| 08 | ADDED PNEUMATIC DEICING BOOTS SYSTEM INFO TO COMPLY WITH AD 2000-06-04 | 06 02 00 |
| 09 | ADDED AURAL TAKEOFF WARNING (SN 902, 903, 904) TO EMERGENCY SECTION | 07 12 00 |
| 10 | ADDED FUEL BALANCING TO ABNORMAL PROCEDURES | 04 05 07 |
| 11 | REVISED FUEL BALANCING IN ABNORMAL PROCEDURES | 12 07 07 |

SA227-DC WITH C663 MCCAULEY PROPELLERS FLIGHT MANUAL 16,500 LB (8DC) DATED 08 09 96
[PNs: PAPER 27-10054-143 / ELECTRONIC 27-10054-224; INCLUDES ALL CC/DC AFMs]

| <u>REV. NO.</u> | <u>DESCRIPTION</u> | <u>DATE</u> |
|-----------------|--|-------------|
| 01 | REVISED SECTIONS 0, 1 AND 4 | 11 20 96 |
| 02 | REVISED SECTIONS 0 AND 4 | 03 14 97 |
| 03 | REVISED SECTIONS 0, 1, 2, 3, 3A, AND 4E | 05 11 99 |
| 04 | REVISED SECTIONS 0 AND 2 | 11 26 99 |
| 05 | REVISED SECTIONS 0, 2, AND 3 | 02 29 00 |
| 06 | ADDED PNEUMATIC DEICING BOOTS SYSTEM INFO TO COMPLY WITH AD 2000-06-04 | 06 02 00 |
| 07 | ADDED FUEL BALANCING TO SECTIONS 1 AND 3A | 12 07 07 |
| 08 | REVISED SECTIONS 0 AND 3 | 12 09 14 |
| 09 | REVISED SECTION III ANNUNCIATOR PANEL LIGHT REFERENCES AND L/R LOW OIL PRESSURE WARNING LIGHT ON PROCEDURE | 07 27 20 |

SA227-DC WITH C663 MCCAULEY PROPELLERS FLIGHT MANUAL 16,500 LB SECTION 5 DATED 08 09 96

| <u>REV. NO.</u> | <u>DESCRIPTION</u> | <u>DATE</u> |
|-----------------|--------------------|-------------|
|-----------------|--------------------|-------------|

SA227-DC WITH C663 MCCAULEY PROPELLERS FLIGHT MANUAL 16,500 LB SECTION 6 DATED 08 09 96

| <u>REV. NO.</u> | <u>DESCRIPTION</u> | <u>DATE</u> |
|-----------------|----------------------------------|-------------|
| 01 | REVISED DATA | 11 20 96 |
| 02 | REVISED DATA | 05 11 99 |
| 03 | REVISED DATA | 11 26 99 |
| 04 | ADDED ALTERNATE RUDDER GUST LOCK | 11 06 03 |

SA227-DC WITH C663 MCCAULEY PROPELLERS FLIGHT MANUAL 16,500 LB SUPPLEMENTS

| <u>SUP/REV</u> | <u>DESCRIPTION</u> | <u>DATE</u> |
|----------------|--|--------------|
| SUP 01 | TAKEOFF WITH SRL OFF/INOPERATIVE | 08 09 96 |
| SUP 02 | MINIMUM CAWI FLUID QUANTITY FOR SINGLE ENGINE TAKEOFF WITH CONTINUOUS ALCOHOL - WATER INJECTION | 08 09 96 |
| REV 01 | DELETED NOTE 12 REGARDING WHITE RADIAL LINES FROM FIGURE 3 ON PAGE 7 | 08 10 20 |
| SUP 03 | TABULAR FIELD LENGTH DATA FOR USE WITH ANTI-SKID/POWER BRAKE SYSTEM | 10 23 96 |
| SUP 04 | AIRCRAFT BRAKING SYSTEMS (ABS) DUAL ROTOR MANUAL BRAKE SYSTEM | 10 23 96 |
| REV 01 | ADDED AND REVISED DATA ON PAGES 2 AND 12 | 03 14 97 |
| UN | VAPOR CYCLE AIR CONDITIONING SYSTEM (IF INSTALLED IAW FAIRCHILD AIRCRAFT DRAWING NUMBER 27-84300 OR 27K84300) | 07 09 92 |
| REV 01 | ADDED MAXIMUM WEIGHTS AND CORRECTED BAGGAGE COMPARTMENT LOADS | 11 05 92 |
| REV 02 | CHANGED AFT BAGGAGE COMPARTMENT LOAD | 06 14 93 |
| REV 03 | CORRECTED CIRCUIT BREAKER INFO, EDITORIAL ERROR AND ADDED EQUIPMENT LIST TO SECTION 5 | 03 29 94 |
| REV 04 | ADDED PLACARD | 04 27 94 |
| UN | ALLIED SIGNAL AEROSPACE MK-VI GROUND PROXIMITY WARNING SYSTEM (GPWS) (IF INSTALLED PER FAIRCHILD AIRCRAFT DRAWING NUMBER 27-88105) | (R) 05 07 96 |
| UN | BENDIX/KING CAS TCAS I TRAFFIC ALERT AND COLLISION AVOIDANCE SYSTEM (IF INSTALLED PER FAIRCHILD AIRCRAFT DRAWING 27-88107, SB 226-23-002, SB 227-23-004, OR SB CC7-23-002) | 04 13 94 |



Ontic Engineering and Manufacturing, Inc

TECHNICAL PUBLICATIONS INDEX

| <u>SUP/REV</u> | <u>DESCRIPTION</u> | <u>DATE</u> |
|----------------|---|--------------|
| UN | IMPROVED VAPOR CYCLE AIR CONDITIONING SYSTEM | 05 04 95 |
| REV 01 | CHANGED NOTE ON PAGE 4 | 06 28 95 |
| REV 02 | ADDED PLACARD WHEN ALTITUDE SWITCH IS REMOVED AND CHANGED INFORMATION ABOUT ALTITUDE SWITCH..... | 07 15 96 |
| UN | BENDIX/KING CAS 66A TCAS I TRAFFIC ALERT AND COLLISION AVOIDANCE SYSTEM WITH CP 66B CONTROL PANEL..... | 10 29 96 |
| UN | AVIATION COMMUNICATION AND SURVEILLANCE SYSTEMS (ACSS) DUAL MODE S TRANSPONDER AND TCAS SYSTEMS AS INSTALLED PER M7 AEROSPACE SB CC7-34-008 | (R) 08 04 05 |
| UN | PITOT HEAT INDICATION IF INSTALLED PER M7 AEROSPACE DRAWING 27K14063-009 | 03 05 08 |

SA227-DC WITH C663 MCCAULEY PROPELLERS PILOT'S FLIGHT CHECKLIST (8DC) DATED 08 09 96
[PNs: PAPER 27-10054-145 / ELECTRONIC 27-10054-224; INCLUDES ALL CC/DC AFMs]

| <u>REV. NO.</u> | <u>DESCRIPTION</u> | <u>DATE</u> |
|-----------------|--|-------------|
| 01 | REVISED SECTIONS i, N, E, AND AB | 05 11 99 |
| 02 | REVISED SECTIONS i, N, AND E..... | 02 29 00 |
| 03 | ADDED PNEUMATIC DEICING BOOTS SYSTEM INFO TO COMPLY WITH AD 2000-06-04 | 06 02 00 |
| 04 | ADDED FUEL BALANCING TO ABNORMAL PROCEDURES..... | 12 07 07 |

SA227 SERIES COMMUTER CATEGORY AIRFRAME AIRWORTHINESS LIMITATIONS INITIAL ISSUE 12 06 91
MANUAL ST-UN-M003
[PNs: PAPER 27-10054-109; INCLUDED WITH 27-10054-135, 27-10054-139 AND 27-10054-213 / ELECTRONIC 27-10054-227, INSPECTION MANUAL SET; INCLUDES ST-UN-M003, SUPPLEMENTAL INSPECTION DOCUMENT, LETTER CHECK AND PHASE INSPECTION]

| <u>REV. NO.</u> | <u>DESCRIPTION</u> | <u>DATE</u> |
|-----------------|--|-------------|
| 11 | REVISED PAGES i, iv, 3, 11, 12, AND 14-60..... | 04 25 12 |
| TR-001 | CLARIFIED DOOR LATCH INSPECTION REQUIREMENTS. INCLUDED ALL POTENTIALLY INSTALLED LATCH ASSEMBLY PART NUMBERS..... | 11 17 14 |
| TR-004 | UPDATES SUPPLEMENT A, SYSTEM INSPECTIONS AND LIFE LIMITS | 04 04 18 |

SA226/SA227 SERIES SUPPLEMENTAL INSPECTION DOCUMENT (SID) INITIAL ISSUE 09 27 99
[PNs: PAPER 27-10054-213; INCLUDED WITH 27-10054-109, 27-10054-135, AND 27-10054-139. / ELECTRONIC 27-10054-227, INSPECTION MANUAL SET; INCLUDES ST-UN-M003, SUPPLEMENTAL INSPECTION DOCUMENT, LETTER CHECK, AND PHASE INSPECTION]

| <u>REV. NO.</u> | <u>DESCRIPTION</u> | <u>DATE</u> |
|-----------------|-----------------------------|-------------|
| F | REVISED DATA | 05 01 12 |
| TR-002 | APPENDIX C, PG 9 OF 14..... | 05 18 15 |

SA226/SA227 FIELD MAINTENANCE PROCEDURES (FMP) 57-011 EDDY-CURRENT INITIAL ISSUE 09 06 96
INSPECTION PROCEDURES. B.L. 9 (INCLUDED IN SUPPLEMENTAL INSPECTION DOCUMENT (SID))

| <u>REV. NO.</u> | <u>DESCRIPTION</u> | <u>DATE</u> |
|-----------------|-----------------------------|-------------|
| 02 | REVISED DATA | 08 12 04 |
| TR-002 | APPENDIX C, PG 9 OF 14..... | 05 18 15 |



Ontic Engineering and Manufacturing, Inc

TECHNICAL PUBLICATIONS INDEX

METRO 23 SERIES SERVICING & RECOVERY MANUAL **INITIAL ISSUE 12 16 91**
[PNs: PAPER 27-10054-131 / INCLUDED ON ELECTRONIC 27-10054-224]

| <u>REV. NO.</u> | <u>DESCRIPTION</u> | <u>DATE</u> |
|-----------------|---|-------------|
| 02 | REVISED DATA AND MADE EDITORIAL CORRECTIONS | 09 12 97 |

SA227 SERIES COMMUTER CATEGORY MAINTENANCE MANUAL **INITIAL ISSUE 10 01 91**
[PNs: PAPER 27-10054-133; INCLUDES 27-10054-107 / ELECTRONIC 27-10054-134; INCLUDES 27-10054-078 AND 27-10054-108]

| <u>REV. NO.</u> | <u>DESCRIPTION</u> | <u>DATE</u> |
|-----------------|---|-------------|
| 65 | REVISED TITLE AND REVISION PAGES, LIST OF EFFEC. PAGES, LTR. OF TRANSMITTAL | 10 10 25 |
| | CHANGED RUDDER BELLCRANK ATTACHMENT INSTRUCTIONS..... | 10 10 25 |
| | UPDATED INSTRUCTIONS FOR PASSENGER DOOR INSTALLATION..... | 10 10 25 |
| | CORRECTED ENGINE POWER LEVER CABLE RIGGING STEPS..... | 10 10 25 |

SA227 SERIES COMMUTER CATEGORY INSTRUCTIONS FOR CONTINUED AIRWORTHINESS..... **INITIAL ISSUE 12 31 91**
[PNs: PAPER 27-10054-107; INCLUDED WITH PN 27-10054-133 / INCLUDED ON ELECTRONIC 27-10054-134]

| <u>REV. NO.</u> | <u>DESCRIPTION</u> | <u>DATE</u> |
|-----------------|--|--------------|
| 01 | REVISED SECTION 4.1.1 AND ADD LOG OF REVISION PAGE | (R) 11 10 92 |

SA227 SERIES COMMUTER CATEGORY ILLUSTRATED PARTS CATALOG **INITIAL ISSUE 10 01 91**
[PNs: PAPER 27-10054-141 / ELECTRONIC 27-10054-142]

| <u>REV. NO.</u> | <u>DESCRIPTION</u> | <u>DATE</u> |
|-----------------|--|-------------|
| 64 | INTRO SECTION: ADDED NOTE EXPLAINING PN DISCREPANCIES | 04 10 26 |
| | UPDATED ALPHA AND NUMERIC INDEXES..... | 04 10 26 |
| | NEW SUBSECTION: PARTITIONS/MOVEABLE BULKHEAD FITTING PART NUMBERS..... | 04 10 26 |
| | UPDATED TWO ILLUSTRATIONS | 04 10 26 |
| | CORRECTED ICE GUARD PN; ADDED ICE SHIELD PN | 04 10 26 |

SA227 SERIES COMMUTER CATEGORY STRUCTURAL REPAIR MANUAL **INITIAL ISSUE 12 01 91**
[PNs: PAPER 27-10054-127 / ELECTRONIC 27-10054-128]

| <u>REV. NO.</u> | <u>DESCRIPTION</u> | <u>DATE</u> |
|-----------------|---|-------------|
| 19 | REVISED CHAPTERS 51, 53, AND 57 | 08 25 15 |
| TR54-10 | REVISED CHAPTER 54 LIST OF EFFECTIVE PAGES..... | 07 14 16 |
| TR54-26 | 54-90-10, PGS 1, 39-42..... | 03 25 19 |
| TR57-25 | 57-90-55, PGS 1-6..... | 04 02 19 |
| TR53-27 | 53-90-10, PGS 37-46 | 08 26 19 |
| TR51-28 | 51-30-02, PGS 2 AND 4..... | 01 29 21 |

SA227 SERIES COMMUTER CATEGORY WIRING MANUAL **INITIAL ISSUE 10 01 91**
[PNs: PAPER 27-10054-125; INCLUDES 27-10054-189 / ELECTRONIC 27-10054-126; INCLUDES 27-10054-190]

| <u>REV. NO.</u> | <u>DESCRIPTION</u> | <u>DATE</u> |
|-----------------|--|-------------|
| 32 | REVISED FRONT MATTER AND CHAPTER 20..... | 02 26 20 |

SA227 SERIES COMMUTER CATEGORY ELECTRICAL EQUIPMENT LIST **INITIAL ISSUE 08 25 00**
[PNs: PAPER 27-10054-189; INCLUDED WITH 27-10054-125 / ELECTRONIC 27-10054-190; INCLUDED ON 27- 10054-126]

| <u>REV. NO.</u> | <u>DESCRIPTION</u> | <u>DATE</u> |
|-----------------|--|-------------|
| 12 | REVISED FRONT MATTER AND SECTIONS A CODE, H/HA/HT, K, L, M, P, AND S | 02 26 20 |



Ontic Engineering and Manufacturing, Inc

TECHNICAL PUBLICATIONS INDEX

**SA226/227 SERIES ILLUSTRATED TOOL AND EQUIPMENT MANUAL REISSUE 11 01 00
[PNs: PAPER 27-10054-077 / ELECTRONIC 27-10054-078; INCLUDED ON 27-10054-134]**

| <u>REV. NO.</u> | <u>DESCRIPTION</u> | <u>DATE</u> |
|-----------------|---|-------------|
| 05 | REVISED TABLE OF CONTENTS AND ADDED PAGES 95 THRU 98..... | 01 29 15 |

**SA227 SERIES COMMUTER CATEGORY LETTER CHECK INSPECTION PROGRAM INITIAL ISSUE 10 01 91
[PNs: PAPER 27-10054-139; INCLUDES 27-10054-109 / ELECTRONIC 27-10054-227. INSPECTION MANUAL SET; INCLUDES ST-UN-M003. LETTER CHECK AND PHASE INSPECTION]**

| <u>REV. NO.</u> | <u>DESCRIPTION</u> | <u>DATE</u> |
|-----------------|--|-------------|
| A | COMPLETE REISSUE REPLACES REV 17 AND INCORPORATES TRB-04, CHANGES DETAILED IN REISSUE A LETTER OF TRANSMITTAL | 04 15 21 |
| C-01 | TEMPORARY REVISION CORRECTING TRANSPOSED NUMBERS AS NOTED ON PAGE C-13 ... | 04 22 24 |

**SA227 SERIES CC/DC PHASE INSPECTION PROGRAM (6 PHASE PROCEDURES) REISSUE 09 15 93
[PNs: PAPER 27-10054-135; INCLUDES 27-10054-109 / ELECTRONIC 27-10054-227. INSPECTION MANUAL SET; INCLUDES ST-UN-M003. LETTER CHECK AND PHASE INSPECTION]**

| <u>REV. NO.</u> | <u>DESCRIPTION</u> | <u>DATE</u> |
|-----------------|--|-------------|
| 21 | REPLACES REV 20, iNCLUDES NEW TITLE PAGE, ONTIC LOGO AND LANGUAGE..... | 11 07 24 |
| | CHANGES DETAILED IN REVISION 21 LETTER OF TRANSMITTAL..... | 11 07 24 |

TECHNICAL PUBLICATIONS INDEX

SA227 SERIES COMMUTER CATEGORY SERVICE BULLETINS

REISSUE 03 07 16

**[SERVICE INFORMATION INCLUDES: BULLETINS, LETTERS, AND NOTES -
PNs: PAPER 27-10054-129 / ELECTRONIC 27-10054-130]**

| NUMBER | DESCRIPTION | DATE |
|--------|--|--------------|
| 11-001 | MEMORY INDEX MARKER, CIRCUIT BREAKER AND FIXED DIMMER INSTALLATION | 02 07 94 |
| 21-001 | COCKPIT SHIELD INSTALLATION AT LEFT AND RIGHT CIRCUIT BREAKER CONSOLES | 12 09 11 |
| 21-002 | PERFORM PRESSURE TEST OF BLEED AIR HEAT EXCHANGER TUBE ASSEMBLY FORWARD OF THE FIRE WALL | (R) 10 08 15 |
| 21-003 | MODIFICATION OF UNDERFLOOR CONDITIONED AIR DUCTS | 04 22 15 |
| 24-001 | BATTERY BUS RELAY DIODE REMOVAL | 03 10 92 |
| 24-002 | CURRENT LIMITER PROTECTION | (R) 08 10 99 |
| 24-003 | NOT ISSUED | |
| 24-004 | STARTER GENERATOR BEARING REPLACEMENT | 02 22 95 |
| 24-005 | DC STARTER-GENERATOR QUICK-ATTACH-DETACH (QAD) MOUNTING ADAPTER CHANGE | 01 10 96 |
| 24-006 | IMPROVED PROTECTION FOR GPU AND VAC INVERTER CIRCUITS | (R) 11 12 97 |
| 24-007 | NOT ISSUED | |
| 24-008 | NOT ISSUED | |
| 24-009 | CONCORDE, SEALED LEAD-ACID BATTERIES | 01 31 07 |
| 24-010 | INSPECTION OF ELECTRICAL WIRES/COMPONENTS, HYDRAULIC AND BLEED AIR TUBE ASSEMBLIES AT LH/RH INBOARD WING LEADING EDGE/BATTERY BOX AREAS, LH/RH WING STATIONS 51.167 TO 81.174 AND AT ALL FEED THROUGH LOCATIONS INTO THE LH/RH, INBOARD KEELSON | (R) 11 21 08 |
| 24-011 | GROUNDING JACKS INSTALLATION | 07 30 08 |
| 24-012 | BUS TIE SWITCH INSPECTION AND/OR REPLACEMENT | (R) 12 05 11 |
| 24-013 | WINDSHIELD HEAT CIRCUIT BREAKER MODIFICATION | 05 16 11 |
| 25-001 | NOT ISSUED | |
| 25-002 | C-26B WORK STATION SEATING | 06 29 93 |
| 26-001 | TURBINE FAIL THERMOSTAT MODIFICATION | 06 17 11 |
| 26-002 | PERFORM DETAIL VISUAL INSPECTION (DVI) OF ALL INSTALLED FENWAL OVERHEAT DETECTORS IN WHEEL WELLS AND ENGINE COMPARTMENTS | 09 26 14 |
| 27-001 | NOT ISSUED | |
| 27-002 | IMPROVED FLAP POSITION AND SAS COMPENSATOR POTENTIOMETER (POTS) | 02 18 95 |
| 27-003 | RUDDER BELLCRANK HINGE ASSEMBLY REWORK | 05 19 94 |
| 27-004 | INCREASED SERVICE LIFE OF 27-42030 RUDDER BELLCRANK | (R) 01 05 96 |
| 27-005 | RUDDER TORQUE TUBE DRAIN HOLE | 05 22 95 |
| 27-006 | RUDDER CONTROL LOCK WELDMENT AND BELLCRANK INSPECTION - OPTIONAL IMPROVED STRENGTH RUDDER TORQUE TUBE, CONTROL LOCK WELDMENT AND ALUMINUM BELLCRANK INSTALLATION | 08 09 95 |
| 27-007 | NOT ISSUED | |
| 27-008 | RUDDER TRIM TAB ACTUATOR DECAL | 09 08 95 |
| 27-009 | REWORK OF UP/DOWN ELEVATOR QUADRANT STOPS AND LH/RH RUDDER BELLCRANK STOPS | 05 15 96 |
| 27-010 | CONTROL COLUMN ROLLER BEARING AND ELEVATOR ROD END BEARING INSPECTION/REPLACEMENT | (R) 12 05 14 |
| 27-011 | CONTROL COLUMN PIVOT IMPROVEMENT | 06 16 97 |
| 27-012 | FLAP POSITION INDICATION/CONTROL CIRCUIT MODIFICATION | 07 18 97 |
| 27-013 | INSTALLATION OF SIMMONDS PRECISION PN DL5040M8 PITCH TRIM ACTUATOR (PTA) | (R) 01 30 03 |
| 27-014 | INSTALLATION OF SIMMONDS PRECISION PN DL5040M5 AND/OR DL5040M6 PITCH TRIM ACTUATOR | 11 18 98 |
| 27-015 | INSTALLATION OF BARBER-COLMAN PN 27-19008-006/-007 PITCH TRIM ACTUATOR | (R) 03 23 99 |
| 27-016 | LIFE LIMIT FOR RUDDER GUST LOCK ASSEMBLY, PART NUMBER 27-70066-001, OF 5000 HOURS | 09 29 03 |
| 27-017 | INSPECT 26-72003 RUDDER PEDALS FOR CRACKS | (R) 03 07 25 |
| 27-018 | MODIFICATION OF VERTICAL STABILIZER AFT SPAR TO FACILITATE INSTALLATION OF NEW PN 27-19332-003 RUDDER TRIM TAB ACTUATOR | (R) 03 19 10 |
| 27-019 | NOT ISSUED | |
| 27-020 | NOT ISSUED | |



Ontic Engineering and Manufacturing, Inc

TECHNICAL PUBLICATIONS INDEX

| NUMBER | DESCRIPTION | DATE |
|--------|---|--------------|
| 27-021 | NOT ISSUED | |
| 27-022 | NOT ISSUED | |
| 27-023 | GRAVEL GUARD INSTALLATION..... | 09 19 08 |
| 27-024 | INSPECTION AND REPAIR / REPLACEMENT OF PITCH TRIM ACTUATOR FUSELAGE FITTINGS..... | (R) 10 14 11 |
| 27-025 | SAS POWER ADVANCE INDICATOR LIGHTS MODIFICATION..... | 05 17 11 |
| 27-026 | INSPECTION AND LUBRICATION OF THE AILERON CONTROL CABLE CHAIN IN THE PILOT'S AND COPILOT'S CONTROL COLUMNS..... | (R) 10 23 13 |
| 27-027 | INSPECTION/REPLACEMENT OF THE AILERON CONTROL SYSTEM ROD END BEARINGS..... | 09 04 14 |
| 27-028 | INSPECTION OF THE AILERON CONTROL LINK ROD, BELLCRANK, AND AILERON HINGE BRACKET FOR DAMAGE..... | 09 04 14 |
| 27-029 | INSPECTION/REPAIR OF WIRING HARNESSSES IN VERTICAL STABILIZER..... | 08 18 14 |
| 27-030 | INSPECTION OF COCKPIT CONTROL COLUMN HORIZONTAL TUBE FOR CRACKS..... | 10 08 15 |
| 27-031 | INSPECTION OF RUDDER BELLCRANK..... | (R) 10 12 15 |
| 27-032 | INSPECTION OF THE ELEVATOR CONTROL SYSTEM ROD END BEARINGS..... | (R) 02 23 16 |
| 27-033 | PITCH TRIM ACTUATOR UPPER ATTACH FITTINGS INSPECTION..... | (R) 04 29 19 |
| 27-034 | ELEVATOR QUADRANT BEARING AND BORE INSPECTION..... | 11 28 16 |
| 27-035 | RUDDER PEDAL BELLCRANK, PIVOT BOLT/BEARING AND CONNECTING ROD ENDS INSPECTION..... | (R) 11 12 19 |
| 27-036 | ELEVATOR TORQUE TUBE ASSEMBLY AND WELDMENT INSPECTION..... | (R) 10 27 23 |
| 27-037 | INSPECTION OF THE AILERON TRIM TAB PUSHROD BEARINGS..... | 10 27 23 |
| 27-038 | INSPECTION OF PITCH TRIM ACTUATORS..... | (R) 01 27 26 |
| 27-039 | RUDDER PEDAL ARMS INSPECTION..... | 11 07 25 |
| 28-001 | ADD FUEL VENT HOLE..... | 03 16 92 |
| 29-001 | INSPECTION/REPLACEMENT HYDRAULIC PRESSURE LINES..... | 12 11 95 |
| 30-001 | IMPROVED WINDSHIELD WIPER SYSTEM (ROSEMOUNT INC.)..... | (R) 10 29 97 |
| 30-002 | OIL COOLER AIR INLET ANTI-ICE SYSTEM AND PROPELLER DEICE SYSTEM CIRCUIT PROTECTION..... | (R) 11 13 97 |
| 30-003 | BFGOODRICH FASTBOOT, PNEUMATIC DE-ICER INSTALLATION..... | 06 25 99 |
| 30-004 | PITOT HEAT INDICATION SYSTEM..... | (R) 06 20 08 |
| 30-005 | INSTALLATION OF WINDSHIELD OVERHEAT MONITORING SYSTEM..... | (R) 01 25 13 |
| 30-006 | WING EXTENSION DEICE TUBE INSPECTION/REPLACEMENT..... | (R) 10 08 19 |
| 31-001 | NOT ISSUED | |
| 31-002 | FLIGHT DATA RECORDER (F1000) FOR FIELD INSTALLATION..... | 10 15 01 |
| 32-001 | INSTALLATION OF SELF LUBRICATING BUSHING IN NOSE LANDING GEAR DRAG BRACE..... | 06 15 92 |
| 32-002 | REPLACEMENT OF GYN186 AND 32FE524 BRAKE NUTS..... | (R) 12 15 92 |
| 32-003 | REPLACEMENT OF NOSE WHEEL STEERING (NWS) SERVO VALVE..... | (R) 04 09 10 |
| 32-004 | REDUCED VISCOSITY FIRE RESISTANT HYDRAULIC FLUID..... | 10 31 94 |
| 32-005 | 27-81001 BRACKET ASSEMBLY MODIFICATION..... | 09 16 9 |
| 32-006 | NOT ISSUED | |
| 32-007 | OZONE INDUSTRIES, INC. PN 5453005-1, -3 OR -5 YOKE (REFERENCE: MAIN LANDING GEAR (MLG) ASSEMBLY PN OAS5453 ALL DASH NUMBERS..... | (R) 09 28 95 |
| 32-008 | RH POWER LEVER-NOSE WHEEL STEERING (NWS) SWITCH..... | 03 29 96 |
| 32-009 | INSPECTION/REPLACEMENT FOR POSSIBLE CRACKS ON PN 27-51544-001 (16/16.5) MAIN LANDING GEAR, UPPER TORQUE LINK ASSEMBLY (MACHINED PART)..... | 03 24 98 |
| 32-010 | NOT ISSUED | |
| 32-011 | INSPECTION/REWORK FOR CRACKS ON MAIN LANDING GEAR (MLG) DRAG BRACE, DRAG LINKS..... | (R) 11 06 00 |
| 32-012 | INSPECTION/REPLACEMENT OF MAIN LANDING GEAR (MLG) TORQUE LINK SHAFT PN 27-51540-003..... | (R) 05 28 02 |
| 32-013 | INSPECTION/REPLACEMENT OF EXISTING ROD, CLEVIS (LOWER END) AND CLEVIS PIN, WHICH BUILD UP, PN 26-72018/32-72006 BRAKE PEDAL PUSH ROD ASSEMBLY..... | 05 28 02 |
| 32-014 | ONE TIME INSPECTION OF THE NLG STEERING TEST SWITCH SOLDER TERMINALS..... | 09 12 08 |
| 32-015 | ONE TIME INSPECTION OF THE NOSE WHEEL STEERING SOLENOID RELIEF VALVE CONNECTOR..... | 09 26 08 |
| 32-016 | IMPROVEMENT OF POWER LEVER MOUNTED NOSE WHEEL STEERING SWITCH..... | 04 13 09 |
| 32-017 | NOSE WHEEL STEERING PARK SWITCH MODIFICATION..... | (R) 06 29 09 |
| 32-018 | INSTALLATION OF CAUTION PLACARD ON NOSE WHEEL STEERING ACTUATOR..... | 08 19 09 |
| 32-019 | INSPECTION OF BERTEA LANDING GEAR ACTUATORS FOR CRACKS..... | (R) 11 07 18 |

TECHNICAL PUBLICATIONS INDEX

| NUMBER | DESCRIPTION | DATE |
|--------|---|--------------|
| 32-020 | PENDING | |
| 32-021 | INSPECTION AND REPLACEMENT OF BRAKE PEDAL PUSH ROD (SA227-CC/DC AIRCRAFT, S/N 784, 790-882 AND 885-901) | 06 30 11 |
| 32-022 | INSPECTION AND REPLACEMENT OF BRAKE PEDAL PUSH ROD (SA227-DC AIRCRAFT, S/N 883, 884, 902 AND SUBSEQUENT) | 07 15 11 |
| 32-023 | INSPECTION AND REPAIR OF DRAG BRACE PIN BORE CORROSION ON MAIN AND NOSE LANDING GEAR STRUTS..... (RESCINDED) | 12 14 15 |
| 32-024 | INSPECTION AND REPAIR/REPLACEMENT OF THE NOSE LANDING GEAR CENTERING ARM ASSEMBLY | (R) 04 16 12 |
| 32-025 | INSPECTION/REPLACEMENT OF 27-51000-031 BOLT USED TO ATTACH LANDING GEAR ACTUATOR TO BELLCRANK | 10 24 13 |
| 32-026 | PENDING | |
| 32-027 | INSPECTION AND RETORQUE OF THE CLEVELAND NOSE AND MAIN LANDING GEAR WHEEL/TIRE ASSEMBLIES..... | 03 13 14 |
| 32-028 | INSPECTION OF 27-51000-393 BOLT..... | 08 08 14 |
| 32-029 | INSPECTION/REPLACEMENT OF LANDING GEAR UPLOCK BOLT AND ROLLER | (R) 09 28 15 |
| 32-030 | MAIN LANDING GEAR YOKE TORQUE LINK LUG AND SHAFT INSPECTION | 08 02 16 |
| 33-001 | DUAL BATTERY POWER FOR PILOTS OVERHEAD LIGHT..... | (R) 01 13 93 |
| 33-002 | CABIN AISLE LIGHTS - CHANGE CIRCUIT BREAKER FROM 10 AMP TO 7.5 AMP | 06 26 96 |
| 33-003 | INSTALLATION OF ALTERNATE AUXILIARY LIGHTS TIME DELAY RELAY & BRACKET | 06 03 08 |
| 34-001 | NOT ISSUED | |
| 34-002 | NOT ISSUED | |
| 34-003 | AUSTRALIAN CERTIFICATION REQUIREMENTS - AD/GENERAL/A7 - 3 POINTER TYPE ALTIMETER - (PN 27-19138-009 ALTIMETER) | 01 03 96 |
| 34-004 | NOT ISSUED | |
| 34-005 | PITOT/STATIC SYSTEM PLUMBING MODIFICATION..... | (R) 05 16 14 |
| 34-006 | GROUND PROXIMITY WARNING SYSTEM INSTALLATION | 06 29 99 |
| 34-007 | PLACARD INSTALLATION FOR NAV DISPLAY INSTRUCTION | 11 13 00 |
| 34-008 | TCAS-2000 TRAFFIC ALERT AND COLLISION AVOIDANCE SYSTEM ACAS II INSTALLATION | 12 07 04 |
| 34-009 | NOT ISSUED | |
| 34-010 | THREE COUNTER DRUM ALTIMETER RETROFIT..... | 04 10 06 |
| 34-011 | DUAL MODE S TRANSPONDER, WITH ELEMENTARY SURVEILLANCE | 10 09 06 |
| 35-001 | AUSTRALIAN CERTIFICATION REQUIREMENTS FOR PORTABLE OXYGEN BOTTLE, CREW OXYGEN MASKS AND SMOKE GOGGLES..... | 09 01 95 |
| 35-002 | PROTECTIVE BREATHING EQUIPMENT/PART 121.337 (b) (8)..... | 07 10 98 |
| 52-001 | CARGO DOOR AIR VALVE BRACKET MODIFICATION | 01 28 93 |
| 52-002 | CABIN DOOR TOP LATCH POSITIVE EXTENSION INSPECTION HOLE | 02 11 97 |
| 52-003 | NEW CABIN DOOR PLACARD - OUTSIDE CLOSURE INSTRUCTIONS | (R) 06 13 14 |
| 52-004 | REPLACEMENT OF JAWS ON CARGO DOOR LATCH ASSEMBLY..... | 01 14 25 |
| 53-001 | CABIN ENTRANCE DOOR SILL BEEF UP..... | (R) 02 25 93 |
| 53-002 | COCKPIT FLOORBOARD FOD BARRIER INSTALLATION | (R) 06 05 96 |
| 53-003 | INSTALLATION OF FORM-IN-PLACE GASKETS-WING-TO-BODY FAIRINGS | (R) 09 03 10 |
| 53-004 | INSPECTION ACCESS PANEL INSTALLATION | (R) 09 15 14 |
| 53-005 | INSPECTION, EXTENDED INSPECTION, AND REPAIR OF FUSELAGE UPPER FORWARD CORNER OF MAIN CABIN DOOR CUTOUT | 11 15 13 |
| 53-006 | INSPECTION AND/OR REPLACEMENT OF THE LEFT HAND AND RIGHT HAND FORWARD AND AFT WING-TO-BODY ATTACH FITTINGS | (R) 05 13 13 |
| 53-007 | INSPECTION OF F.S. 69.31 FORWARD PRESSURE BULKHEAD FOR CRACKS..... | (R) 11 06 13 |
| 53-008 | DOOR SURROUND STRUCTURE ALTERNATE REPAIR DOUBLER INSTALLATION | 04 03 15 |
| 54-001 | OIL DEFLECTOR INSTALLATION KIT | 09 07 93 |
| 55-001 | VERTICAL STABILIZER ACCESS PANEL INSTALLATION | 04 20 16 |
| 55-002 | HORIZONTAL STABILIZER TRUNNION BOLT INSPECTION..... | 09 11 18 |
| 56-001 | NOT ISSUED | |
| 56-002 | NOT ISSUED | |
| 56-003 | NOT ISSUED | |
| 56-004 | WINDOW SHADE REPLACEMENT INSTALLATION..... | 03 27 96 |
| 56-005 | DUAL PANE COCKPIT SIDE WINDOW DESICCANT FILTER INSTALLATION | 04 25 97 |
| 56-006 | CABIN WINDOW DEFOG SYSTEM..... | (R) 03 08 02 |



Ontic Engineering and Manufacturing, Inc

TECHNICAL PUBLICATIONS INDEX

| NUMBER | DESCRIPTION | DATE |
|--------|--|--------------|
| 56-007 | HEATED WINDSHIELD ELECTRICAL BONDING INSTRUCTIONS | (R) 01 07 09 |
| 56-008 | NOT ISSUED | |
| 56-009 | INSPECTION FOR COCKPIT HEATED WINDSHIELDS | 12 01 10 |
| 56-010 | INSTALLATION OF NEW ELECTRICALLY HEATED GLASS WINDSHIELD (27-19482-001/-002) | 09 28 12 |
| 56-011 | INSPECT COCKPIT WINDSHIELDS AND SIDE WINDOWS FOR FASTENER/NUT SECURITY | (R) 02 26 15 |
| 57-001 | INSPECT, MODIFY/REPAIR LOWER WING SKIN AT WING STATION (WS) 113..... | 06 22 93 |
| 57-002 | MODIFICATION/REPAIR OF UPPER WING SKIN | (R) 07 01 93 |
| 57-003 | NOT ISSUED | |
| 57-004 | INCREASED CORROSION CONTROL FOR AFT SPAR, AT LOWER FORWARD AND AFT STEEL ANGLES | (R) 02 24 04 |
| 57-005 | WING EXTENSION TRIM TAB INSTALLATION | 08 21 09 |
| 57-006 | INSTALLATION OF FORM-IN-PLACE GASKETS-BATTERY BOX ACCESS PANELS | 09 03 10 |
| 57-007 | NOT ISSUED | |
| 57-008 | CANCELLED | |
| 57-009 | INSPECTION OF MAIN SPAR LOWER CAP, BL 0.0 TO BL 3.0 | (R) 08 06 19 |
| 61-001 | REDUCE PROPELLER START LOCK AND FEATHER ANGLE | 01 15 93 |
| 61-002 | INSTALLATION OF DEICER EROSION TAPE ON MCCAULEY PROPELLERS | 10 04 95 |
| 71-001 | INSPECTION AND MODIFICATION OF UPPER ENGINE TRUSS TO FIREWALL ATTACH FITTINGS AND UPPER ENGINE SHOCK MOUNT AT UPPER ENGINE MOUNT LUG | (R) 05 26 10 |
| 71-002 | RESERVE POWER SYSTEM..... | 05 24 07 |
| 76-001 | POSITIVE SAFETY OF POWER CONTROL CABLE TO LEVER ATTACH POINT CLEVIS, AND INSPECTION FOR SECURITY OF ATTACHING HARDWARE OF POWER CONTROL CABLE TO PN 26-21505 BRACKET | 01 06 95 |
| 76-002 | POSITIVE SAFETY OF ATTACHING HARDWARE FOR ENGINE POWER/RPM CONTROL CABLE HOUSINGS TO PEDESTAL BRACKET PN 26-21505 | (R) 03 13 96 |
| 76-003 | INSPECT POWER LEVERS IN PEDESTAL FOR CRACKING AND/OR EXCESSIVE WEAR | (R) 11 01 18 |
| 76-004 | REPLACE/REWORK PROPELLER PITCH CONTROL (PPC) ASSEMBLIES PER HONEYWELL SERVICE BULLETIN TPE331-72-2190 | 03 17 15 |
| 76-005 | REPLACEMENT ENGINE CONTROL CABLES (FLEXIBLE SLIDING ELEMENT) | 04 26 19 |
| 77-001 | SINGLE RED LINE CONTROLLER..... | 03 19 93 |
| 77-002 | SINGLE RED LINE CONTROLLER..... | 06 11 93 |
| 78-001 | IMPROVED ENGINE EXHAUST DUCT GASKET..... | 05 29 92 |
| 80-001 | TEMPERATURE LIMITER CIRCUIT | 09 07 93 |
| 82-001 | IMPROVED LIQUID LEVEL POTENTIOMETER FOR CONTINUOUS ALCOHOL WATER INJECTION..... | (R) 09 23 92 |
| 82-002 | CAWI QUANTITY INDICATOR SINGLE ENGINE GO AROUND MINIMUM LEVEL MARKING | (R) 11 03 93 |
| 82-003 | CAWI TANK VENT TUBING..... | 03 11 93 |
| 82-004 | IMPROVED CAWI QUANTITY GAUGING SYSTEM..... | (R) 02 28 |
| 82-005 | INSTALLATION OF NEW CAWI PUMPS - PN 27-67033-045..... | 08 06 97 |
| 82-006 | IMPROVED PRESSURE SWITCH FOR CAWI | (R) 06 12 09 |



Ontic Engineering and Manufacturing, Inc

TECHNICAL PUBLICATIONS INDEX

SA227 SERIES COMMUTER CATEGORY SERVICE LETTERS

REISSUE 03 07 16

[SERVICE INFORMATION INCLUDES: BULLETINS, LETTERS, AND NOTES -

PNs: PAPER 27-10054-129 / ELECTRONIC 27-10054-130]

| NUMBER | DESCRIPTION | DATE |
|--------|--|--------------|
| 001 | TERMINAL STRIP (TS) 14 JUMPER WIRE IMPROVEMENT..... | (R) 02 03 93 |
| 002 | ADD DRAIN HOLES TO VERTICAL STABILIZER..... | 10 28 92 |
| 003 | ADD LUMBAR SUPPORT TO 27-19308 CABIN SEAT WITH THE COMPLIANCE OF (PTC SERVICE BULLETIN 25-1230) | 10 23 92 |
| 004 | RELOCATE WIRE NUMBER 206052-10 | 02 03 93 |
| 005 | ARM REST RELEASE BUTTON | 01 15 93 |
| 006 | CARGO DOOR GAS SPRING ATTACH POINT (FUSELAGE FRAME)..... | 05 12 93 |
| 007 | 27-62085-043 BRACKET | 08 30 93 |
| 008 | ENLARGE WING AFT BELLY SKIN ACCESS DOOR DRAIN HOLES..... | 08 18 93 |
| 009 | LOW FUEL FLOAT SWITCH SPLICE REPLACEMENT | 10 07 93 |
| 010 | REPLACEMENT OF J416-8SS-5 OR MS24593-8 BLEED AIR CHECK VALVE | 10 26 93 |
| 011 | RESCINDED (NOT APPLICABLE TO COMMUTER CATEGORY AIRPLANES) | (R) 01 09 95 |
| 012 | RETURN PORT, NOSE WHEEL STEERING ACTUATOR..... | 11 08 93 |
| 013 | REPLACEMENT OF ENGINE OIL INSPECTION DOOR CAMLOCK STUDS..... | 01 27 94 |
| 014 | ABSC 5007397-1 WHEEL INSTALLATION | 08 23 94 |
| 015 | DEICER BOOT MOISTURE REMOVAL | 11 23 94 |
| 016 | NOT ISSUED | |
| 017 | NOT ISSUED | |
| 018 | STARTER/GENERATOR BEARING REPLACEMENT | 12 23 94 |
| 019 | FAR 121.310(g) EXTERIOR EXIT MARKINGS | 01 29 97 |
| 020 | FAR 121.310(h) EXTERIOR ESCAPE ROUTE | 02 21 97 |
| 021 | BARBER COLMAN PITCH TRIM ACTUATOR - PERFORM ADJUSTMENT - MECHANICAL/ ELECTRICAL STOPS FUNCTIONAL CHECK AND NO-BACK FUNCTIONAL CHECK | (R) 02 01 99 |
| 022 | PILOT SEAT BACK POCKET INTERFERES WITH JUNCTION BOX | 04 02 98 |
| 023 | BARBER COLMAN PITCH TRIM ACTUATOR - AIRSPEED LIMITATION | (R) 09 02 98 |
| 024 | INSPECTION OF PITCH TRIM ACTUATOR FOR CORRECT INSTALLATION AND FREEDOM OF OPERATION..... | 09 09 98 |
| 025 | INSPECTION/REPLACEMENT OF (31 PSI) PNEUMATIC PRESSURE REGULATOR FOR INCORRECT INLET/OUTLET PORT ORIENTATION | 11 24 98 |
| 026 | LIFE PRESERVER WITH LOCATOR LIGHT FOR FAR, PART 121.2 AND 121.340 REQUIREMENT..... | 12 04 98 |
| 027 | REPLACEMENT CLEVIS FOR BRAKE PEDAL PUSH ROD ASSEMBLY | (R) 07 06 11 |
| 028 | DL5040M8 PITCH TRIM ACTUATOR FREEPLAY MEASUREMENT | 08 12 99 |
| 029 | OVERHAUL TIME LIMIT FOR PN 27-81009 HYDRAULIC POWER PACK | (R) 11 03 99 |
| 030 | BF GOODRICH PN 74-451-AC EROSION REPAIR KIT, FOR WING AND TAIL DE-ICE BOOTS..... | 08 25 99 |
| 031 | INSPECTION/REPLACEMENT/PROTECTION OF FUEL BOOST PUMP WIRE HARNESS FOR CHAFFING CONDITION, FAA APPROVED | (R) 09 25 00 |
| 032 | NOT ISSUED | |
| 033 | INSPECTION OF PRIMARY FLIGHT CONTROL CABLE TERMINALS FOR CRACKS/PITTING CORROSION..... | 05 29 01 |
| 034 | INSPECT CARGO DOOR, FORE AND AFT, CLICK-CLACK BUSHING RECEPTACLE, PN 27-20063-007 (AIRFRAME SIDE), FOR CRACKS | (R) 04 04 16 |
| 035 | INSPECTION OF MAIN LANDING GEAR (MLG) TRUNNION BUSHING, PN 27-51009, ATTACHING HARDWARE FOR LOOSENESS | 03 27 03 |
| 036 | INSPECT FOR POSSIBLE CRACKS IN LH/RH FUSELAGE STATION (F.S.) 272 AND 276 FOR FORWARD SPAR, F.S. 308 AND 311 FOR AFT SPAR ON CC/DC MODEL AIRPLANES, LOWER BELT FRAMES AND NESTED CHANNELS AT LH/RH STRINGER 10A FEEDTHROUGH ... | 06 10 03 |
| 037 | INSPECTION OF AFT SPAR, AT LOWER AFT STEEL ANGLE FOR CORROSION | 06 10 03 |
| 038 | INSPECT FOR CRACKS AND/OR BULGES OF LEFT HAND/RIGHT HAND, INBOARD/OUTBOARD, KEELSON WEB SKIN AT NACELLE STATION (N.S.) 141.69..... | 06 10 03 |



Ontic Engineering and Manufacturing, Inc

TECHNICAL PUBLICATIONS INDEX

| NUMBER | DESCRIPTION | DATE |
|--------|---|---------------|
| 039 | ONE TIME INSPECTION OF UPPER, PITCH TRIM ACTUATOR (PTA) ATTACH FITTING HARDWARE AND BUSHINGS FOR CORRECT INSTALLATION AND SUBSEQUENT INSPECTION FOR CRACKS..... | (R) 02 10 200 |
| 040 | RELIEF FOR RECENT CHANGE OF SA227 COMMUTER CATEGORY MM, CHAPTER 5, HYDROSTATIC TEST INTERVAL (HTI), FOR PN 30301100 AND 30300020 FIRE EXTINGUISHER BOTTLES..... | 04 16 04 |
| 041 | SPECIAL INSPECTION OF FUSELAGE DRAINS AND INSTALLATION OF ADDITIONAL FUSELAGE DRAINS IN ACCORDANCE WITH M7 ENGINEERING DRAWING, 27K22001 | (R) 01 26 05 |
| 042 | NOT ISSUED | |
| 043 | FUEL LEAK CLICK-PATCH REPAIR..... | 03 20 06 |
| 044 | USE OF THE NAME FAIRCHILD OR M7 AEROSPACE LP..... | 02 20 07 |
| 045 | INSPECTION/REPLACEMENT OF FLIGHT CONTROL CABLE PULLEY GUARD PIN | (R) 01 30 14 |
| 046 | INSPECTION OF UPPER AND LOWER ENGINE MOUNT ATTACH FITTING BOLTS FOR CORRECT TORQUE..... | 11 14 08 |
| 047 | NOT ISSUED | |
| 048 | COCKPIT HEATED WINDSHIELD (PN 26-21126 AND 27-19442) DAMAGE REPORT..... | (R) 08 31 12 |
| 049 | CANCELLED..... | 08 23 13 |
| 050 | APPH SOLENOID VALVES AND HYDRAULIC POWER PACKS ALERT | (R) 10 08 12 |
| 051 | DEFECTIVE STANDARD HARDWARE - MS21042 SELF-LOCKING NUTS..... | 08 03 12 |
| 052 | NOT ISSUED | |
| 053 | INSPECT AILERON SPAR OUTBOARD FITTINGS FOR CRACKING | 09 19 14 |
| 054 | INSPECT AND REPLACE 27-51000-031 LANDING GEAR ACTUATOR BOLTS..... | 08 13 13 |
| 055 | INSPECT HONEYWELL PN 894568-1/-2 FUEL LINE FOR DAMAGE | (R) 12 12 13 |
| 056 | INSPECTION/REPLACEMENT OF 27-51042-177 SHEAR BOLT INSTALLED ON THE MAIN LANDING GEAR DOOR LINKAGE | 03 07 14 |
| 057 | RECOMMEND REPLACE/REWORK PROPELLER PITCH CONTROL (PPC) ASSEMBLIES PER HONEYWELL SERVICE BULLETIN TPE331-72-2190 | 02 11 14 |
| 058 | INSPECT HONEYWELL PN 894382-2/-5 ANTI-ICE TUBE FOR CRACKING AND DAMAGE | 09 19 14 |
| 059 | INSPECT/REPLACE 27-52000-141 NOSE LANDING GEAR ACTUATOR BELLCRANK PINS..... | 08 31 15 |
| 060 | INSPECTION OF ENGINE CONTROL CABLE SUPPORT BRACKET IN PEDESTAL..... | 08 24 15 |
| 061 | CABIN ALTITUDE WARNING SYSTEM OPERATIONAL TEST..... | (R) 11 07 18 |
| 062 | ROUTING MODIFICATIONS AFFECTING CONTROL CABLE LIFE | 02 14 18 |
| 063 | AIRPLANE TOWING PLACARDS | 02 12 18 |
| 064 | WINDSHIELD POST/LOWER SILL CORROSION | 08 14 18 |
| 065 | UNAPPROVED BCP4W10/BCP5W11 BEARING VENDOR PART..... | 08 06 19 |
| 066 | ALTERNATE POLYURETHANE ANTENNA GASKET | 03 20 19 |
| 067 | FORWARD PRESSURE BULKHEAD INSPECTION FOR MISSING RIVETS AND CRACKS AROUND EXISTING RIVETS AT WL 97.12, LBL / RBL 3.0 | 07 16 20 |
| 068 | SUPERSEDED BY SERVICE LETTER CC7-SL-072 | |
| 069 | ELEVATOR QUADRANT ASSEMBLY..... | 03 08 23 |
| 070 | CHANGE OF NAME OF DESIGN APPROVAL HOLDER..... | 10 27 23 |
| 071 | MAIN LANDING GEAR PLACARD RELOCATION..... | 07 31 24 |
| 072 | POTENTIAL 5G INTERFERENCE OF RADIO ALTIMETERS ON AIRPLANES..... | 07 07 25 |



Ontic Engineering and Manufacturing, Inc

TECHNICAL PUBLICATIONS INDEX

SA227 SERIES COMMUTER CATEGORY SERVICE NOTES

REISSUE 03 07 16

[SERVICE INFORMATION INCLUDES: BULLETINS, LETTERS, AND NOTES -

PNs: PAPER 27-10054-129 / ELECTRONIC 27-10054-130]

| NUMBER | DESCRIPTION | DATE |
|--------|---|--------------|
| 001 | EXHAUST TRACK RIVET REPLACEMENT..... | 03 18 92 |
| 002 | DECAL INSTALLATION - CABIN SEAT ARMRESTS | 03 20 92 |
| 003 | EXTREME COLD WEATHER GREASE FOR AILERON/RUDDER TRIM ACTUATOR | 01 25 93 |
| 004 | ACOUSTIC WINDOW PANE REMOVAL..... | 01 25 93 |
| 005 | EROSION PREVENTION FOR AERODYNAMIC FEATURES, AND ABRASION PROTECTION AT CERTAIN CHAFING POINTS | (R) 12 19 97 |
| 006 | SOLID STATE FLIGHT DATA RECORDER | 09 23 93 |
| 007 | OPERATIONAL LIMITATION FOR VAPOR CYCLE AIR CONDITIONING SYSTEM | 01 27 94 |
| 008 | FUEL FLOW TRANSMITTER WIRING..... | 02 25 94 |
| 009 | LANDING GEAR POSITION AND WARNING SWITCHES | 02 25 94 |
| 010 | BATTERY BOX HYDRAULIC LINE CLEAR TUBING (PN 3028) REMOVAL | 07 05 94 |
| 011 | PAINTED WINGS | (R) 05 13 08 |
| 012 | CHAFING, RUDDER CONTROL RODS..... | 10 31 94 |
| 013 | BATTERY AND STARTER/GENERATOR GROUND BONDING | (R) 08 16 99 |
| 014 | INSPECTION OF WIRES 228018H-20 AND 228087-22 FOR CHAFING CONDITION | 06 01 98 |
| 015 | FUEL LEAK CLICK-PATCH REPAIR | 05 11 12 |
| 016 | POSSIBLE INFLATION DEVICE FAILURE ON SAFRAN LIFERAFTS | 10 27 23 |
| 017 | SAFETY RECALL OF SKYBLAZER II RED XLT AERIAL SIGNALS MADE BY ORION SAFETY PRODUCTS | (R) 01 26 26 |
| 018 | RUDDER PEDAL ARMS INSTALLATION GUIDANCE..... | 02 04 26 |



Ontic Engineering and Manufacturing, Inc

TECHNICAL PUBLICATIONS INDEX

KIT DRAWING INDEX

GENERAL:

This index is provided to list Kit Drawings available and applicable for field use. Some Kit Drawings which are not applicable, or are proprietary information will not be listed and are not available for field use.

The following kits or modifications are available for sale only through Ontic Spares Sales:

- Canadian Certification
- French Certification
- Italian Certification
- 13,900 Maximum Zero Fuel Weight
- 16,000 Pound Gross Weight Mod
- Cargo Net Installation
- Bulkhead Installation, Cargo Area

To purchase Kit Drawings, contact Ontic Spares Sales. A short description is included to help you determine if the kit may be useful for your operation.

Since most kits were developed for special purposes or limited effectivity, parts may be in limited quantities or not normally stocked. Notify Spares Sales with sufficient lead time when you plan to order a kit.

NUMBER DESCRIPTION

| | |
|----------|--|
| 26K24000 | Cabin Door Step Guard Adds guard to step side channels to prevent fingers/hands getting pinched with door open. Effectivity - 26 T, AT |
| 27K10001 | Air Sampling Tube Installation Provides mounting structure for customer supplied air sampler. Effectivity - 226 AT |
| 27K13019 | 16K AFM (8AC) Allows 14,500 227-AC w/Dowty props currently operating with AFM 4AC or 7AC to operate with AFM 8AC. Effectivity - 227 AC w/Dowty Props only |
| 27K13989 | Cargo Net at F.S. 491 Adds cargo net at aft side of cargo door for loose baggage. Effectivity - 227 AC, CC, DC |
| 27K14048 | Overspeed Warning Adds aural warning of overspeed approximately 246.4 KIAS or .52 Mach. Effectivity - 227 AC, AT, (required for French certification, but available if this feature is desired.) |
| 27K14055 | SAS Disconnect Switch/Relay Adds disconnect switch to Pilot and Copilot control wheels to disconnect the SAS pusher. Effectivity - 226 T, T(B), TC, AT; 227 AC, AT, TT, (required for French certification, but available if this feature is desired.) |
| 27K14063 | Pitot Heat Indication Warning Adds PITOT HEAT OFF light to annunciator panel. Effectivity - 227 AC & AT, (required for Italian certification, but available if this feature is desired.) |
| 27K14064 | 220VAC Receptacle Installs a 220 VAC plug and receptacle to provide quick disconnect for electric heater to pre-heat the cabin. Effectivity - 227 |



Ontic Engineering and Manufacturing, Inc

TECHNICAL PUBLICATIONS INDEX

| NUMBER | DESCRIPTION |
|---------------|---|
| 27K14088 | Gravel Guard Installation Installs Gravel Guard Tape to Flaps; Inboard and Outboard of Engine Exhaust Area. Effectivity - 226; 227 AC, AT, TT, BC, CC, DC |
| 27K20002 | Landing Gear Control Shield Installs shield on side of pedestal to prevent accidental actuation of the landing gear handle. Effectivity - 226 |
| 27K20003 | Landing Gear Control Shield Installs shield on front of pedestal to prevent accidental actuation of the landing gear handle. Effectivity - 226 |
| 27K20077 | Kit-Anti Fogging Panel Instl FWD Escape Hatch Effectivity - SA227 CC, DC |
| 27K20085 | Removable Cargo Floor Installs quick removable floor panels across center aisle and a roller system between FS 168 and FS 437. Effectivity - 227 AC, AT, BC, CC, DC - with seat tracks |
| 27K20086 | Removable Cargo Floor Installs quick removable floor panels across center aisle and a roller system between FS 159 and FS 437. Effectivity - 226 TC; 227 AC - with pan fittings |
| 27K21000 | Nose Gear Door Hinge Bolts Access Door Installation Installs access panels in Nose Wheelwell Keelsons to inspect gear door hinges and hardware. Effectivity - 226 T, T(B), TC, AT |
| 27K21006 | Nose Baggage Door Holder Adds a wire rod to hold the nose baggage doors open (IR) Effectivity - 226 & 227 Adds a locking strut to hold the nose baggage doors open (B rev) Effectivity - 227 CC, DC |
| 27K22001 | Additional Fuselage Drains Adds drains to fuselage under floorboards to improve water drain in susceptible areas. Effectivity - 226 & 227 |
| 27K22005 | Cabin Window Cover Adds single piece outer metal cover replacing retainer. Referenced in AD 90-14-01. NOTE this does not delete window inspections required by AD 93-19-06. Effectivity - 226 TC, AT; 227 AC, AT, BC, CC, DC |
| 27K22006 | Cabin Laminated Window Installation Retrofits laminated cabin window to airplanes with stretched acrylic panes. Effectivity - 226 TC-213 & up, AT-025, 027 & up; 227 AC, AT, BC, CC, DC |
| 27K22008 | Access Panel Installation Installs Access Panels at specific locations on the Upper Fuselage Skin forward of Pilot's and Co-Pilots Windshields. Effectivity - 226; 227 AC, AT, TT, BC, CC, DC |
| 27K23013 | Kit-Outflow Valve Mtg Plate Instl and Details Effectivity - 227 AC, AT, TT, BC, CC, DC |



Ontic Engineering and Manufacturing, Inc

TECHNICAL PUBLICATIONS INDEX

| NUMBER | DESCRIPTION |
|---------------|--|
| 27K24009 | Passenger Door Improvement Adds angles and frames to lower door structure (top step). Replaces outer skin and rivets to increase the service life of the door. Also see 27K24151. Effectivity - 226 & 227 w/27-24040 Door only |
| 27K24149 | Cargo Door Handle Cover Installation Installs a cover over the Cargo Door Handle to keep inquisitive passengers in lavatory from accidentally opening the door. Effectivity - 227 AC, BC, CC, DC with lavatory |
| 27K24151 | Passenger Door Hinge Area Reinforcement Beefs-up frames of lower door (top step), use with 27K24009. Effectivity - 226 & 227 |
| 27K24180 | Cabin Door Seal Purge Installation Installs a low point fitting to trap and drain, or purge, moisture from inside the cabin door seal. {Works well} Effectivity - 226 & 227 |
| 27K24181 | Cargo Door Wear Strip Installation Installs a stainless steel wear strip on the cargo door sill. Installs an aluminum strip (bumper) on the fuselage just below the door. Prevents damage during loading and unloading. {Works well} Effectivity - 226 TC, AT, 227, AC, AC |
| 27K24182 | Cabin Door Hinge Reinforcement Installs doublers on cabin door and fuselage to reinforce the area. Also installs stainless steel hinge half on fuselage. Effectivity - 226 & 227 |
| 27K24191 | Door Surround Repair Doubler Installation Installs repair doubler/tripler to address cracking of the door surround on aircraft with bayonet shear pin door latching mechanism (as opposed to a "click-clack" mechanism). Effectivity - 227 AC, AT, BC, CC, DC |
| 27K24192 | Folding Step Installation Installs folding step on lower existing step of cabin door. Makes first step closer to the ground for easier entrance. Effectivity - 227 |
| 27K31010 | Fuel Filler Protection Plate Installs a doubler around the fuel filler to protect upper wing skin from damage by fueling operations. {Works well} Effectivity - 226 & 227 |
| 27K31014 | Recognition Light Installation, 226 Installs wing tip recognition light. Effectivity - 226 |
| 27K31018 | Fuel Containment Barrier Allows removal of the Fuel Foam Block by installing a barrier in the wheelwell. {Works well} Effectivity - 226 & 227 |
| 27K33000 | Main Spar Web Doubler Installation Provides repair doublers for Main Spar Web. Effectivity - 226, 227 TT, AC, AT, BC, CC, DC |



Ontic Engineering and Manufacturing, Inc

TECHNICAL PUBLICATIONS INDEX

| NUMBER | DESCRIPTION |
|---------------|---|
| 27K35039 | Keelson Reinforcement Installs reinforcing angle on lower keelson at NS 160-168. Strengthens a cutout. Effectivity - 226 T(B); 227 AC, AT, BC, CC, DC |
| 27K35096 | GPU Door Modification Adds extension and camlock to fasten GPU Door closed instead of the spring. Effectivity - 226 AT, TC; 227 AC, AT without door relocated |
| 27K36073 | Flap Actuator Seal Provides kits to replace seals in Berteau 235700-101 and Ronson 76C76606 actuators. Effectivity - 226 T, TC, AT |
| 27K36076 | Flap Abrasion Strip Installation Installs teflon strip on flap to match wing fairing. Prevents flap skin rubs. Effectivity - 226 & 227 |
| 27K36077 | Foreflap Adjust Provides templates to check foreflap location on flap, and modification to adjust the position. Alleviates foreflap rub in the flap well. Effectivity - 226 & 227 |
| 27K43004 | Stabilizer Bushing Change Creates tools for replacing Horizontal Stabilizer Trunnion Bushings. Effectivity - All 226 & 227 |
| 27K44002 | Stick Pusher Servo Modification Moves servo mount bolts and clinch nuts to make servo easier to replace. Effectivity - 227 AC, AT |
| 27K50001 | Universal Landing Gear Seal Kit Creates kits with Backup Rings, Packing, Scrapers, GT Ring Assemblies, and Buttons. Effectivity - 226 & 227 |
| 27K53001 | Landing Gear Shock Strut Wear Bushings Provides limits and repairs for wear points on MLG & NLG, 14,500 pound or lower struts. Effectivity - 226, 227 not 16,000 pound |
| 27K55001 | Swivel Assembly - MLG Door Repair installs NAS bushing in 27-55001-033. Effectivity - 27-55001-033 Swivel Assembly only. |
| 27K61003 | Control Installation, Power Plant Creates kit part numbers for alternate high quality cost effective engine control cable installations. Effectivity - 226 (except T201-248) & 227 AC, AT, TT, BC, CC, DC |
| 27K62005 | Quick Engine Change Kit Creates kit part numbers for several configurations based on 27-62099 Engine Installations only. Effectivity - 227 AC, AT, TT, BC, CC, DC |
| 27K62008 | JATO Assy Aft Fuselage Removal Kit Provides procedures to remove JATO installation. Effectivity - 226 AT, TC w/JATO |
| 27K64000 | Fuel Low Pressure Warning Installs warning light required for Italian Certification. Effectivity - 227 DC |



Ontic Engineering and Manufacturing, Inc

TECHNICAL PUBLICATIONS INDEX

| NUMBER | DESCRIPTION |
|---------------|---|
| 27K66005 | Oil Dipstick Improvement Adds FULL and ADD lines to improve accuracy of oil level dipstick. Effectivity - 226 T300-417, TC299-419 |
| 27K70000 | Cable Tighteners Adds spacers and links on Elevator Quadrant and Aileron/Rudder Interconnect to avoid having to replace stretched cables in some cases. Effectivity - 226 & 227 |
| 27K80001 | Hose Reroute Kit - Hyd "Mule" to A/C Provides 45° angled tubes for hydraulic service cart so hoses will clear lower cowl. Effectivity - 227 |
| 27K81026 | Seal, Landing Gear Actuator Provides seal kits for Ronson 76C76604 & 76C76605, Bertea 235600-101 & -103 Actuators. Effectivity - 226 & 227 |
| 27K82002 | Pre Heater Kit - Engines & Nose Baggage Gyros Installs Tanis Heaters on LH and RH engines and Gyros Effectivity - 226 TC, AT; 227 AC, AT, BC, CC, DC |
| 27K82010 | Windshield Overheat Monitoring System Installs Windshield Overheat Monitoring System for Windshield P/N 27-19482-001/-002 to prevent windshield overheat. Effectivity - 226 (All), 227 AC, AT, TT, BC, CC, DC |
| 27K82090 | Flight Data Recorder - (F1000) Field Installation Installs F1000 Flight Data Recorder Effectivity - 227 AC, AT |
| 27K82186 | Landing Gear Indicator w/ Remote PTT & Dim Modifies dimming circuit. For use with replacement 27-82186-67 Gear Indicator. Effectivity - 227 AC, AT, BC, CC, DC, C-26B retrofitting 27-82186-67. |
| 27K82207 | Annunciator & Ignition Lamp Dimming Modifies dimming circuit for Ignition Lights and new 27-19347-1 or -3 Ann Panel. Effectivity - 227 AC, AT, BC, CC, DC retrofitting 27-19347 -1 or -3. |
| 27K82208 | SAS Power Advance Indicator Lights Modification Instruction for the replacement of SAS Power Advance Lamps in the SAS Indicator Housing. Effectivity - 227 CC, DC |
| 27K82224 | Windshield Wiper Kit Wiring & Installation Modifies parking circuit on Control Assembly to keep Wiper Motor and Control Panel from burning out. Effectivity - 227 AC, AT, BC, CC, DC |
| 27K82376 | Current Limiter Rebussing See Service Bulletins 226-24-034, 227-24-015, CC7-24-002. |
| 27K82500 | Cabin Air Temp Sensor Relocation Relocates cabin air temperature sensor for improved performance Effectivity - T201-275, 277, 278, 280, 281; AT001-061; TC201-231, 233, 234, 236. |
| 27K82795 | ELT110 Installation Installs Artex ELT replacing Narco which is getting scarce. Effectivity - 226 AT, TC; 227 AC, AT, BC, CC, DC |



Ontic Engineering and Manufacturing, Inc

TECHNICAL PUBLICATIONS INDEX

| NUMBER | DESCRIPTION |
|---------------|---|
| 27K82818 | Trim-In-Motion Tone Generator Installation Replaces Sonalert horn with a tone generator into audio panels. Trim motion indicated by tone in headsets. Effectivity - ALL SA227 |
| 27K82821 | Flap Position Indication Separated From Flap Control Circuit See Service Bulletins 227-27-043 or CC7-27-012. Effectivity - 227 AC, AT, BC, CC, DC, C-26B |
| 27K84007 | Door Seal - Window Purge Water Removal Replaces door seal air water separator and filter with a drain orifice at the low point in the line. Keeps moisture out of the door seals and saves weight. {Works well} Effectivity - ALL SA227 |
| 27K84008 | Dual Bleed Control Air Installation Provides two settings for Bleed Air system. Low setting allows more engine power available for takeoff. Effectivity - 227 AC, AT |
| 27K84010 | Outflow Valve Filter Installation Moves Outflow Valve Filter to Aft Equipment Shelf for accessibility and adds a StaDri filter for moisture removal. {Works well} Effectivity - 227 AC, AT, BC, CC, DC |
| 27K84015 | Suction Gauge Removal Instruction to remove gauge if not required, and cap and stow lines and wiring. Effectivity - 227 CC, DC |
| 27K85015 | Anti-Skid/Power Brake System Installs system. Effectivity - 227 AC, BC, CC, DC |
| 27K85019 | Parking Brake Cable Retainer Eliminates preloading brake cable by improving alignment with retainer. Effectivity - 227 CC, DC |
| 27K90030 | Metro Chair Installs 27K90567 Cabin Chairs to replace 27-91003 Chairs. New style seats in older airplanes. Effectivity - 226 TC; 227 AC |
| 27K90032 | Improved Bulkhead Base Installation Modifies Cargo Bulkhead in center of Cargo Compartment by removing lower Fittings on aft side. Provides smooth corner to preclude damage to cargo. Effectivity - 226 TC; 227 AC, AT, BC, CC, DC |
| 27K90033 | Improved Cargo Bulkhead Installation Modifies Cargo Bulkhead at FS 435 by removing lower Fittings on aft side. Provides smooth corner to preclude damage to cargo. Effectivity - 226 TC; 227 AC, AT, BC, CC, DC |
| 27K90034 | Clipboard Kit - Control Wheel Simple sheet metal clipboard to attach to Control Wheel. Effectivity - 227 |
| 27K90035 | External Environmental Port Installs external port in RH aft fuselage to connect air conditioning/heating unit. Effectivity - ECP 702 |



Ontic Engineering and Manufacturing, Inc

TECHNICAL PUBLICATIONS INDEX

| NUMBER | DESCRIPTION |
|---------------|---|
| 27K90041 | Lav and/or Smoke Detector Mod Installs Smoke Detector in Aft Lavatory. Installs Fire Extinguisher for Trashcan and RETURN TO SEAT sign on Aft Lav Bulkhead. Installs Life Vest/Oxygen and Emergency Hatch Placards on Exit Row Seats. (Required for Canadian Certification, but available if these features are desired.) Effectivity - 227 AC, BC, CC, DC |
| 27K90091 | Ladder Retainer Kit Installs swivel fitting on aft side of Cargo Door to attach Ladder. Effectivity - 227 AC, AT, BC, CC, DC w/ladder |
| 27K90113 | Oxygen Outlet Installation, Aft Middle Seat Adds an oxygen outlet for a middle seat. Effectivity - 227 AT, BC |
| 27K90288 | Shoulder Harness Wear Plate Installs Wear Plate on Crew Seat Back so Shoulder Harness will not wear seat cover. Effectivity - 226 & 227 |
| 27K90566 | Cabin Chair Repair Installs plug repairs in Seat Back Tubes. Repairs 27-90565-085, -086, -087, -088. Effectivity - 227 AC, AT, BC, CC, DC |
| 27K90571 | Executive Seat Installation Modification Modifies standard seat tracks to accept executive seats. Effectivity - 227 CC, DC |
| 27K90572 | Ashtray Plug Kit Plugs Ashtray Cup. Modifies Cup when ashtrays are removed from no-smoking airplanes. Effectivity - 227 AC, BC |
| 27K90630 | Insulation Installation (FS 0 - 530) Installs improved Microlite insulation which will not absorb moisture. Effectivity - 227 AC, AT, CC, DC, C-26B thru serial number 839 |
| 27K90631 | Thermal Insulation Installation (FS 530 - 590) Installs improved Microlite insulation which will not absorb moisture. Effectivity - 227 AC, AT, CC, DC, C-26B thru serial number 839 |
| 27K90656 | Crash Axe Installation Installs axe on FS 133 partition. Effectivity - 227 CC, DC |
| 27K90683 | Curtain Installation - Forward Coat Closet Installs curtain assembly on coat closet. Effectivity - 227 CC, DC |
| 27K90686 | Crew Seat Armrest Modification Modifies inboard armrest so height matches outboard armrest. Effectivity - All 227 with 27-90290 Crew Seats |
| 27K90881 | Cargo Door Sill Protector Installs fold-down stainless cover over sill to protect sill from loading damage and protect receptacles from foreign material. {Works well} Effectivity - 226 TC, AT; 227 AC, AT, BC, CC, DC |



Ontic Engineering and Manufacturing, Inc

TECHNICAL PUBLICATIONS INDEX

| NUMBER | DESCRIPTION |
|---------------|--|
| 27K91030 | Instructions, Seat Back Extensions Instructions for attaching 27-91030-7 and -9 Extensions to 27-91003 METRO Seats. Effectivity - 226 TC; 227 AC w/27-91003 Seats |
| 32K84000 | Hot Air Duct Muffler Installation Installs four mufflers in Cabin Air Distribution Tubes to reduce air flow noise. Effectivity - 227 AC, BC |
| 32K84002 | Distribution System Installation - Cabin Air Condition Replaces/repairs Cabin Air Tube Assemblies on 32-84300-5 Installation. Replaces metal tubes with hoses to preclude tubes and outlets cracking. Effectivity - 227 AC, BC |
| 32K84308 | Conditioned Air Distribution Duct Mod Eliminates distribution of heated conditioned air below floor in center cabin. SA227 - AT, AC, BC, CC and DC (with flat cargo floor in cabin). |